tayco®

Cosmo Pricebook

Supply Ontario VOR

Tender #20820

August 2026

Contents

Overview v

- the line-up vi
- product overview x
- features and benefits xi
- variable height panel combinations xii
- maximum span of panels xiii
- electrical cable length calculation xiv
- storage capacity and handle options xv

Panel Frames 18

- panel frame 20
- panel frame for full acrylic panel 22
- panel frame with countertop capability 24
- panel frame with flip-up capability 26
- stack-on panel frame 28
- panel door 30
- acrylic sliding door 31
- lockable acrylic sliding door 32
- end trim 33
- wall-to-panel connector 34
- t-connection filler 36
- 90-degree filler 37
- 180-degree connection filler 38
- 135-degree 2-way connector 39
- 120-degree 2-way connection filler 40
- 120-degree 3-way connection filler 42
- 4-way connection filler 43
- floor grippers 44

Tiles 46

- acoustic tackable fabric tile 48
- monolithic fabric tile 52
- acrylic tiles 56
- magnetic whiteboard tile 59
- laminate tile 60
- monolithic laminate tile 62
- monolithic laminate tile 64
- perforated metal tile 68
- pass-through tile 70
- fabric flip-up belt-line tile 71
- accessory tile 72

Worksurfaces 74

- straight worksurface 76
- straight worksurface with power grommet 80
- wave return with straight end 82
- extended corner with curved front 88
- angled worksurface with curved front 90
- flexed worksurface with curved front 92
- 5-sided corner worksurface with straight front 94
- 5-sided corner worksurface with curved front 96
- 6-sided corner worksurface 97
- panel-mounted d-table 98
- panel-mounted p-table 100
- panel-mounted j-table 102
- panel-mounted y-table 104
- c-table extension 106
- u-table extension 107
- bridge worksurface 108
- radiused extended surface 110
- tempered glass transaction top 111
- laminate countertop 112

Worksurface Supports 116

- cantilever arm 118
- universal bracket 119
- single post 120
- horizontal surface support 121
- laminate gable 122
- intermediate gable 123
- open metal gable 124

Mounted Storage 126

- panel-mounted flipper cabinet 128
- suspended flipper cabinet 130
- wall mounted flipper cabinet 132
- top mounted shared open shelf 134
- cubby storage 136
- open metal shelf 137
- overhead back bracket 138
- double channel wall mount bracket kit 139

Freestanding Storage 140

mobile pedestal 142
mobile pedestal with seat 143
freestanding pedestal 144
freestanding joined pedestal 145
freestanding lateral file 146
freestanding lateral file 147
closed storage tower 148
open storage tower with wardrobe 149
closed storage tower with closet 150
file/file/file storage tower 151
single door storage cabinet 152
double door storage tower 154
combination cabinet 155

Storage 156

end gable pedestal 158
underdesk joined pedestal 159
underworksurface open shelf 160
underdesk lateral file 162
underdesk storage cabinet 163

Accessories 164

work organizers 166
accessory bar 167
pencil tray 168
coat hook 169
keyboard tray 170
monitor arm 171
top trim mounted privacy screen 172
wall mounted tackboard 174
worksurface edge mounted screen 178
panel mounted privacy screen 180
185

Electrics, Communication, Lighting 186

task light 188
power modules 189
electric starter harness 190
communication kit 191
power pole 192
belt-line electrics power module 194
horizontal wire manager 195
connector harness 196
male/female extension harness 198

Overview

the line-up vi
product overview x
features and benefits xi
variable height panel combinations xii
maximum span of panels xiii
electrical cable length calculation xiv
storage capacity and handle options xv
Caution xvi

the line-up

Panel Frames and Connectors

standard panel frame

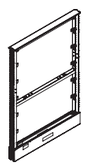

h=37"-85"
w=18"-60"

full acrylic panel frame

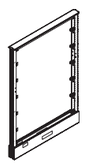

h=37"-85"
w=18"-60"

countertop capability

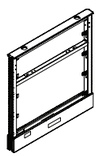

single panel
h=37"-45"
w=24"-60"

regular stack-on frame

h=8", 16", 24"
w=18"-60"

door stack-on frame

h=8", 16", 24"
w=36"-42"

panel door

h=85"
w=36", 42"

acrylic sliding door

h=61"-69"
w=30"-42"

lockable acrylic sliding door

h=61"-69"
w=30"-42"

full end trim

h=37"-109"

partial end trim

h=8"-72"

full 90˚ filler

h=37"-109"

partial 90˚ filler

h=8"-72"

full 180˚ connection filler

h=37"-109"

partial 180˚ connector

h=8"-72"

full t-connection filler

h=37"-109"

partial t-connection filler

h=8"-72"

full 135˚ 2-way connector

h=37"-109"

full 120˚ 2-way connector

h=37"-109"

partial 120˚ 2-way connector

h=8"-72"

full 120˚ 3-way connector

h=37"-109"

full 4-way connector

h=37"-109"

wall to panel connector

h=37"-109"
Type 1, 2, 3

floor grippers

floor

carpet

Tiles

accoustic tackable fabric tile

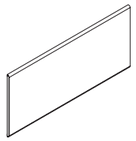

h=8"-24"
w=18"- 60"

monolithic fabric tile

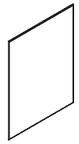

h=32"-80"
w=18" -60"

acrylic tile

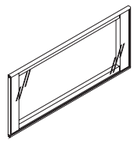

h=8"-24"
w=18"- 60"

laminate tile

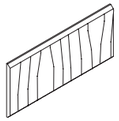

h=8"-24"
w=18"- 60"

monolithic laminate tile

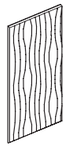

h=32"-80"
w=18" -60"

perforated metal tile

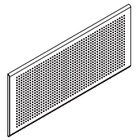

h=8"-24"
w=18"- 60"

magnetic whiteboard tile

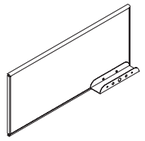

h=16"-24"
w=18"-60"

accessory tile



h=8"
w=18"- 60"

pass-through tile

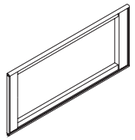

h=8", 16", 24"
w=18"- 60"

belt-line access tile



h=8"
w=18"- 60"

Worksurfaces

straight worksurface

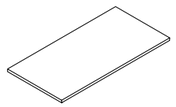

w=18"-96"
d=18"-36"

straight worksurface

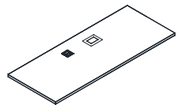

w=36"-96"
d=24"-30"

wave return worksurface

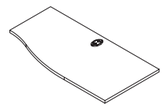

w=30"-96"
d=24"-36"

extended corner with curved front

w=36"-48"
d=18"-30"
l=42"-60"

135˚ worksurface with curved front

w=24"-36"
d=18"-30"

120˚ worksurface with curved front

w=24"-36"
d=18"-30"

5-sided corner worksurface with curved front

w=36"-48"
d =18"-30"

6-sided corner worksurface

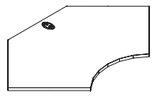

w=24"
d=24"-30"

panel mounted d-table

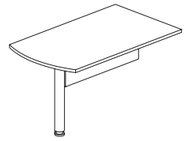

w=60"-84"
d=30"-36"

j-table

w=60"-78"
d=24"-30"

p-table

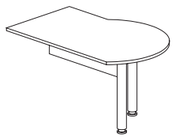

w=60"-84"
d =30"-36"

y-table

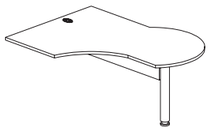

w=60"-84"
d =24"-30"

u-table extension

w=39"-63"
d=18"-28"

c-table extension

w=39"-63"
d=16"-26"

tempered glass transaction top-straight



w=24"-54"
d=12"

laminate countertop

w=24"-60"
d=15"

Worksurface Supports

cantilever arm

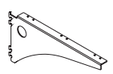

d=16"-22"

laminate gable

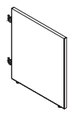

d=12"-36"

open metal gable

d=12"-30"

single post

horizontal surface support

d=54"-78"

universal bracket t-kit

Storage

panel-mounted flipper cabinet

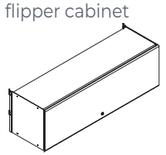

w=30"-60"
d=14"

suspended flipper cabinet

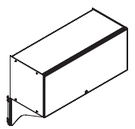

w=30"-60"
d=14"

wall mounted flipper cabinet

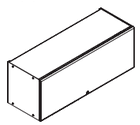

w=30"-60"
d=14"

open metal shelf

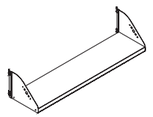

w=24"-60"
d=12"

overhead back bracket

w=24"-60"

top mounted shared open shelf

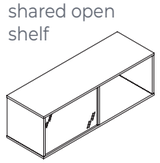

w=30"-87"
d=16"

cubby storage

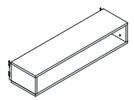

w=24"-48"
d=11"

Open Storage Tower

box/box/file file/file box/box/file file/file
wardrobe wardrobe

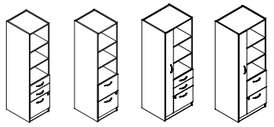

h=66"
w=18"
d=21"

h=66"
w=24"
d=21"

Closed Storage Tower

file/file box/box/file file/file box/box/file
left-hand left-hand wardrobe wardrobe

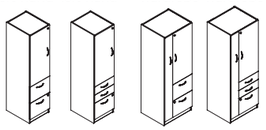

h=66"
w=24"
d=21"

h=66"
w=24"
d=21"

Storage Tower

file/file/file

h=42"
w=18"
d=21"

Cabinet

coat bar

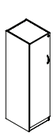

h=66"
w=18"-24"
d=21"

Double cabinet with shelves

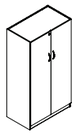

h=66"
w=36"
d=21"

Combination cabinet

joined pedestal lateral file
left-hand

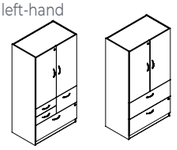

h=66"
w=36"
d=21"

h=66"
w=30"-36"
d=21"

Freestanding Lateral File Cabinet

h=2, 3, 4 drawer
w=30"-42"
d=21"

Underdesk Lateral File Cabinet

h=2 drawer
w=30"-42"
d=21"

Freestanding Cabinet

single door double door

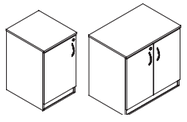

w=18"-36" w=30"-36"

Underdesk Cabinet

single door double door

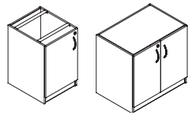

w=18"-36" w=30"-36"

Freestanding Pedestal

box/box/file file/file

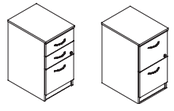

w=16"
d=21"

Joined pedestal

w=36"
d=21"

Underdesk Open Shelf

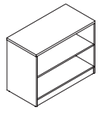

w=24"-96"
d=18"

Underdesk pedestal

box/box/file file/file

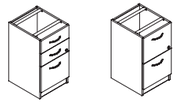

w=16"
d=18"

Joined pedestal

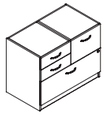

w=36"
d=21"

End Gable pedestal

box/box/file file/file

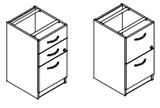

w=16"
d=24", 30"

Mobile pedestal

box/file

w=17"
d=23"

Mobile pedestal with seat

box/file

w=17"
d=23"

Accessories

Work Organizers

pen holder

paper sorter

paper tray

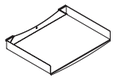

accessory rail

w = 9", 13"

pencil drawer

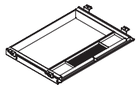

w = 18" - 60"

Ergonomic Accessories

adjustable keyboard tray

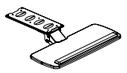

monitor arm single mount

monitor arm double mount

Enhancements

worksurface edge mounted screen

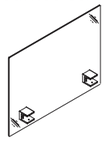

w = 24" - 90"
h = 22"

top trim mounted privacy screen

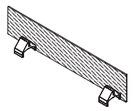

w = 18" - 60"
h = 8", 16"

acrylic and glass screen

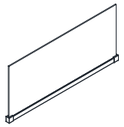

h = 8" - 16"
w = 18" - 60"

coat hook

hang-on nameplate

Electrics, Communication & Lighting

Power & Data

single-sided power base module

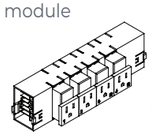

double-sided power base module

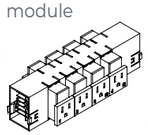

4 outlets belt-line module

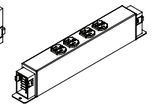

8 outlets belt-line module

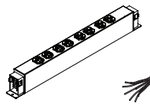

electric starter

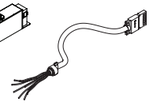

l = 72" or168"

connector harness

l = 22" - 181"

male/female extension

l = 44" or 122"

communications module configuration 1

Wire Management

power poles

h = 72" - 144"

wire manager

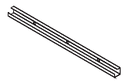

w = 12" - 72"

Lighting

storage mounted task light

w = 24" - 48"

product overview

Cosmopolitan is an environment within a workplace. Characterized by a unique upgraded system of segmented and monolithic tiles and streamlined furniture, Cosmopolitan caters to evolving spatial relationships and the modular needs of modern business.

Cosmopolitan's tiles are stackable and are offered in a variety of fabrics and finishes to complement any space.

The hinged access door discreetly conceals electrical wires, opens easily with one hand and stays open while access is required.

Durable laminate worksurfaces in a variety of shapes offer flexibility in space planning and are available in solids, patterns and wood grains with matching vinyl edge trims.

A selection of accessories round out the line, including: whiteboards, pencil drawers, task lighting, paper trays, pencil holders and more.

pedestals

All pedestal drawers are outfitted with full extension slides. Drawers can be easily removed by releasing the small catches on either side of the slide. Pedestals come standard with locks. One lock will lock both file drawers in a file/file pedestal and one box drawer and the file drawer in the box/box/file pedestal. File drawers will accommodate legal or letter sized documents.

freestanding storage and combo cabinets

Various combination filing and storage units provide a place to store personal items and documents to suit any individual's needs.

Cabinets are offered in a variety of solid, pattern and wood grain laminates and are available with or without doors. Cabinets with doors include locks.

default vinyl color selections

Each laminate comes with matching vinyl trim color unless otherwise specified on the purchase order. Refer to the laminate finish card for details.

accessories

Computer accessories include flat screen monitor arms, articulating keyboard trays and CPU holders.

Heavy duty flat screen monitor arms adjust to the user while storing wire within the arm. The monitor arm mounting plate meets VESA standards to accommodate most monitors. Monitor arms can be grommet or clamp mounted to the worksurface. Articulating and retractable keyboard trays and mobile or underdesk mounted CPU holders complete the workstation.

handle details

Six handle options are available in a brushed nickel finish. Melbourne is the standard handle option unless otherwise specified on your purchase order. Handles are five inches in length.

features and benefits

FEATURES	BENEFITS
◊ tackable, load-bearing frames	◊ Flexibility to reconfigure as privacy equirements change, lowering the cost of ownership and reducing inventory levels ◊ Accommodates mounted storage
◊ Tiles are offered in a variety of fabrics and finishes	◊ Complements existing furniture or infrastructure ◊ Finish offering allows for easy customization or personalization of an environment
◊ The belt-line hinged electrical access door easily opens with one hand and stays open while access is required	◊ Discreetly conceals electrical and data cables at the belt-line ◊ Provides comfortable access to power and data for the user
◊ Complemented by a selection of accessories including whiteboards, keyboard drawers, task lighting, paper trays, pencil holders, etc.	◊ Enhances the functionality of a workspace in a multi-task environment ◊ Facilitates paper management in a workstation
◊ Durable laminate worksurfaces in a variety of shapes and colors ◊ 1-inch or 1.5-inch thickness option	◊ Increases space planning possibilities ◊ Adds distinction to private offices
◊ A variety of acrylic options for tiles	◊ Elevates the overall aesthetic of the system ◊ Controls the degree of privacy required in a workspace ◊ Allows access to natural light throughout the office, resulting in greater productivity
◊ Metal trim and top caps	◊ Aesthetically more attractive and environmentally friendly than plastic trim
◊ Tiles are mounted to the frame independently of one another and can be removed without having to remove the tiles above	◊ Ability to create a dynamic, fully functional workspace capable of addressing multiple workplace needs
◊ Electrics are centrally located at the raceway level	◊ Easy to change the functionality of panel frames as the needs of the workspace evolves (i.e. increase or decrease visual and accoustical privacy, add a pass-through, tackable or accessory tiles)
◊ Tiles are quality engineered from a superior gauge of steel	◊ Access to power and data will not be obstructed by items such as storage towers and pedestal
◊ Panels are shipped complete with tiles installed	◊ Provides maximum strength and durability, which increases the life span of the product, and protects the end user's investment ◊ Increases accuracy and reduces time of installation

variable height panel combinations

Cosmopolitan offers the flexibility of 90, 180, 120, and 135 degree connections at varying heights. Illustrated below are a few connection possibilities for Cosmopolitan panel frames.

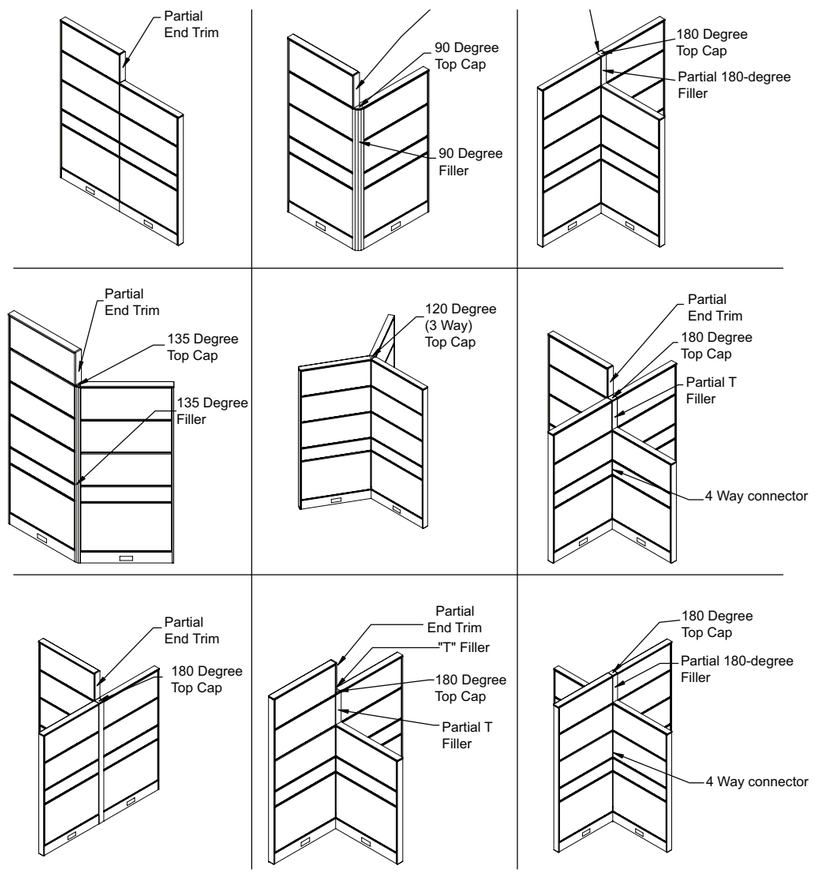

maximum span of panels

When specifying Cosmopolitan, it is important to be mindful of the width that panels are required to span. The following examples illustrate the maximum width that panels can span before they need to be supported by a return panel or wall.

Maximum Span of Panels

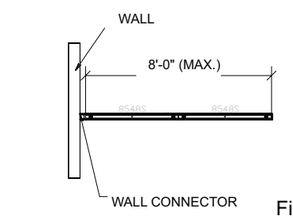

Figure 1

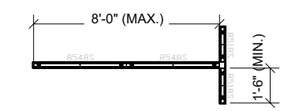

Figure 5

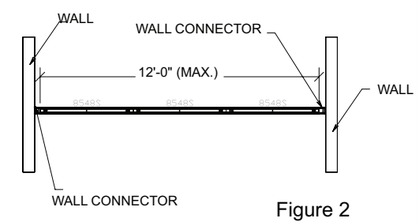

Figure 2

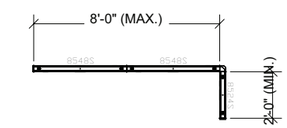

Figure 6

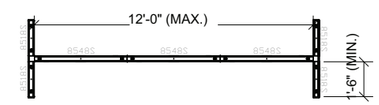

Figure 3

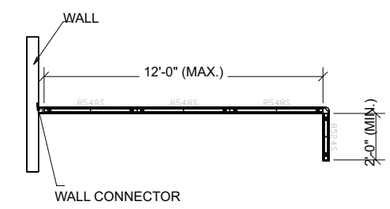

Figure 7

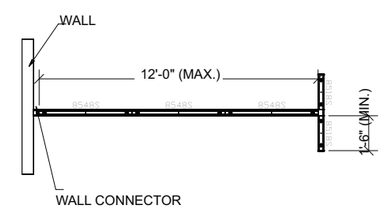

Figure 4

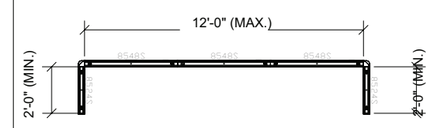

Figure 8

electrical cable length calculation

Use the following diagrams to calculate
baseline and belt-line cabling requirements.

electrical cable length calculation
on a straight panel connection

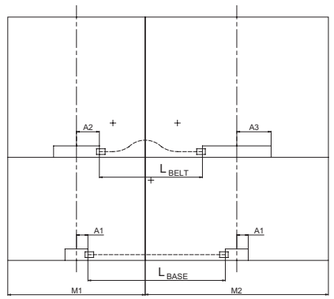

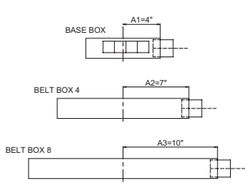

$$L_{BASE} = \frac{M1 + M2}{2} - 8"$$

$$L_{BELT} = \frac{M1 + M2}{2} + 3" - A2 - A2$$
(A3) (A3)

electrical cable length calculation
on a corner, T- or X-panel connection

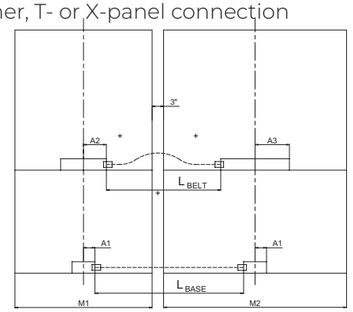

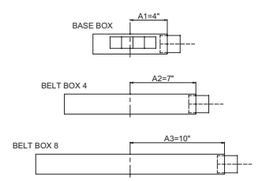

$$L_{BASE} = \frac{M1 + M2}{2} + 3" - 8"$$

$$L_{BELT} = \frac{M1 + M2}{2} + 6" - A2 - A2$$
(A3) (A3)

electrical cable length calculation
on a straight panel connection

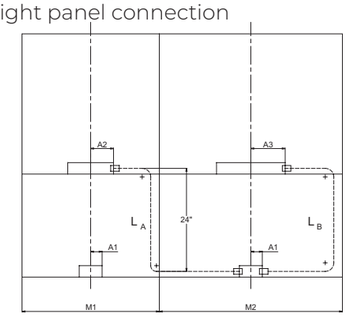

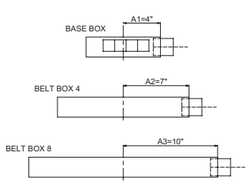

$$L_A = \frac{M1 + M2}{2} + 24" - A1 - A2$$
(A3)

$$L_B = M + 21" - A1 - A2$$
(A3)

electrical cable length calculation
on a corner, T- or X-panel connection

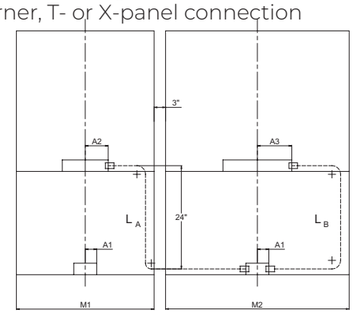

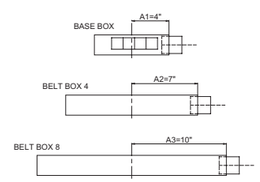

$$L_A = \frac{M1 + M2}{2} + 24" + 3" - A1 - A2$$
(A3)

$$L_B = M + 21" - A1 - A2$$
(A3)

storage capacity and handle options

storage capacities

lateral file drawers

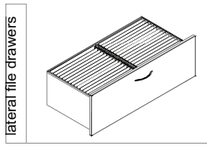

Lateral File Drawer
(36W & 42W)
Legal filing - front to back
Underdesk : 15"

Freestanding: 15"

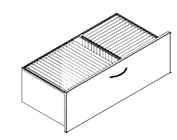

Lateral File Drawer
(36W & 42W)
Legal filing - side to side
Letter filing - front to back
Underdesk : 15"

Freestanding: 15"

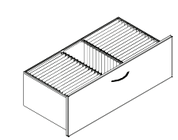

Lateral File Drawer
(30W, 36W, & 42W)
Letter filing - front to back
Underdesk : 15"

Freestanding: 15"

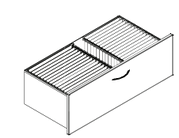

Lateral File Drawer
(36W, & 42W)
Letter & legal filing - front to back
Underdesk : 15"

Freestanding: 15"

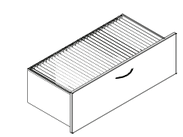

Lateral File Drawer
(30W, 36W, & 42W)
Legal filing - side to side
Underdesk : 30W- 25 1/2"
36W-31 1/2"
42W-37 1/2"

Freestanding: 30W- 25 1/2"
36W-31 1/2"
42W-37 1/2"

box drawer

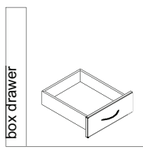

Box Drawer

box drawer

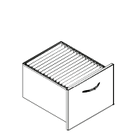

File Drawer

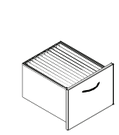

File Drawer

handle options

brooklyn

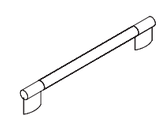

clifton

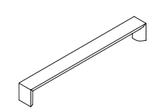

manhattan

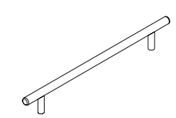

melbourne

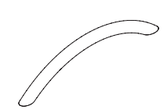

rosedale

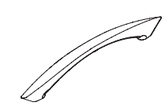

Caution

Load Bottom Drawer First

- Operate one drawer at a time
- Units may tip if loaded incorrectly
- Units should be attached to a wall or other furniture to reduce tipping hazard
- Always load the heaviest files in the bottom drawer

Heavy Load

- Some products must be anchored to wall to ensure stability & safety.
- It is the owner and installers responsibility to ensure that the wall type and construction is of sufficient strength to carry the loads of any wall mounted products and their contents.
- Failure of the wall and anchors to support all imposed loads may result in property damage and/or personal injury.
- Tayco can provide size and empty weight of its products only. As wall blocking is considered a building construction process, Tayco cannot provide recommendations in this respect and cannot be responsible for damage or injury that may occur as a result of improper installation and/or blocking.

Instability Hazard

Mobile items on casters such as flip top, personal and movable tables of any type and storage items of any type may present an instability hazard if not secured correctly while in use or in storage. Flip top tables or training tables of any type, are inherently more unstable when folded. Tayco provides the following guidelines & warnings when using mobile products:

- Lock casters immediately after moving. Do not leave the casters unlocked when in use or in storage.
- Motion may increase the instability of any item with casters. If the wheels hit an obstruction the table's forward momentum often causes overturn, especially if the item is not equipped with wheel extensions. Exercise strong caution while moving these items.
- Use caution when abrupt level changes in the floor are present (such as a doorway or room threshold) as caster failure or tipping may result.
- Do not stand, sit or lean on mobile items for support. They are not intended for this use and personal injury or property damage may result.
- Mobile units that feature height adjustable elements must be lowered to the minimum compressed height when moving to prevent instability. It is also recommended the user remove all computer equipment or other accessories to prevent possible weight imbalance or damage to equipment.
- Failure to follow the guidelines above may result in property damage or personal injury.

tayco®

Cosmo Pricebook
June 2026

Panel Frames

panel frames and connectors

panel frame 20
panel frame for full acrylic panel 22
panel frame with countertop capability 24
panel frame with flip-up capability 26
stack-on panel frame 28
panel door 30
acrylic sliding door 31
lockable acrylic sliding door 32
end trim 33
wall-to-panel connector 34
t-connection filler 36
90-degree filler 37
180-degree connection filler 38
135-degree 2-way connector 39
120-degree 2-way connection filler 40
120-degree 3-way connection filler 42
4-way connection filler 43
floor grippers 44

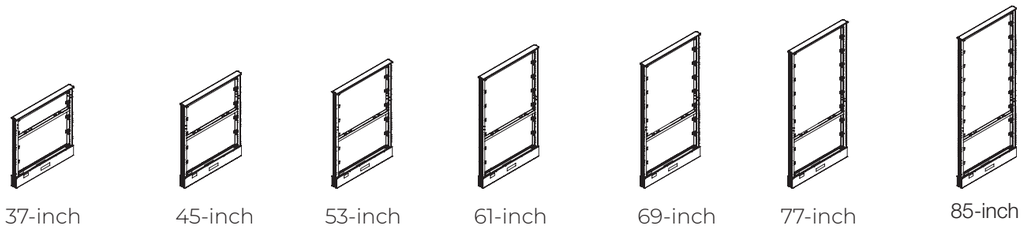

What's Included:

Panel frame, metal base raceway, metal to metal connection hardware

How to Specify:

Specify panel trim finish.

The color of the raceway defaults to the color of the top trim when a metal color is specified.

Notes:

Any Cosmo stack-on frame of the same width can be stacked on top of this panel frame.

An 8 wire, 4 circuit electrical system is available for the base-line or belt-line. 37-inch panel frames do not accommodate a flip-up belt-line tile. Specify the panel frame with flip-up capability page 26 when this function is required.

Power and communications November be run into the panel frame using either a power pole or an electrical harness. See the electrics, communication, and lighting section for details.

The metal frame is only available in black.

Options:

height	37, 45, 53, 61, 69, 77, 85
width	18, 24, 30, 36, 42, 48, 54, 60
top cap finish	metal colors
panel trim	style
power	8 wire 4 circuit electrical system (to be specified separately)

Code	Price	H (in.)	W (in.)	Weight (lb.)	Volume (ft³)
C-PF00-3718	350	37	18	14.6	1.2
C-PF00-3724	389	37	24	16.5	1.7
C-PF00-3730	423	37	30	18.5	2.1
C-PF00-3736	461	37	36	20.5	2.4
C-PF00-3742	496	37	42	22.4	2.9
C-PF00-3748	525	37	48	24.4	3.3
C-PF00-3754	565	37	54	26.4	3.7
C-PF00-3760	600	37	60	28.3	4.1
C-PF00-4518	374	45	18	16.4	1.5
C-PF00-4524	410	45	24	18.3	2
C-PF00-4530	440	45	30	20.3	2.5
C-PF00-4536	480	45	36	22.3	3
C-PF00-4542	514	45	42	24.2	3.5
C-PF00-4548	546	45	48	26.2	4
C-PF00-4554	582	45	54	28.2	4.5
C-PF00-4560	616	45	60	30.1	5
C-PF00-5318	393	53	18	18.2	1.8
C-PF00-5324	427	53	24	20.1	2.3
C-PF00-5330	463	53	30	22.1	2.9
C-PF00-5336	499	53	36	24.1	3.5
C-PF00-5342	534	53	42	26	4.1
C-PF00-5348	567	53	48	28	4.7
C-PF00-5354	602	53	54	30	5.3
C-PF00-5360	640	53	60	31.9	5.19
C-PF00-6118	414	61	18	20	2
C-PF00-6124	453	61	24	21.9	2.7
C-PF00-6130	485	61	30	23.9	3.4
C-PF00-6136	521	61	36	25.9	4

Code	Price	H (in.)	W (in.)	Weight (lb.)	Volume (ft³)
C-PF00-6142	557	61	42	27.8	4.7
C-PF00-6148	592	61	48	29.8	5.4
C-PF00-6154	625	61	54	31.8	6
C-PF00-6160	659	61	60	33.7	6.7
C-PF00-6918	435	69	18	21.8	2.3
C-PF00-6924	472	69	24	23.7	3
C-PF00-6930	505	69	30	25.7	3.8
C-PF00-6936	540	69	36	27.7	4.5
C-PF00-6942	574	69	42	29.6	5.3
C-PF00-6948	608	69	48	31.6	6.1
C-PF00-6954	644	69	54	33.6	6.8
C-PF00-6960	680	69	60	35.5	7.6
C-PF00-7718	453	77	18	23.6	2.5
C-PF00-7724	487	77	24	25.5	3.4
C-PF00-7730	522	77	30	27.5	4.2
C-PF00-7736	559	77	36	29.5	5.1
C-PF00-7742	594	77	42	31.4	5.9
C-PF00-7748	627	77	48	33.4	6.7
C-PF00-7754	661	77	54	35.5	7.6
C-PF00-7760	700	77	60	37.3	8.4
C-PF00-8518	472	85	18	25.4	2.8
C-PF00-8524	507	85	24	27.3	3.7
C-PF00-8530	541	85	30	29.3	4.6
C-PF00-8536	576	85	36	31.3	5.6
C-PF00-8542	610	85	42	33.2	6.5
C-PF00-8548	646	85	48	35.2	7.4
C-PF00-8554	681	85	54	37.2	8.3
C-PF00-8560	717	85	60	39.1	9.3

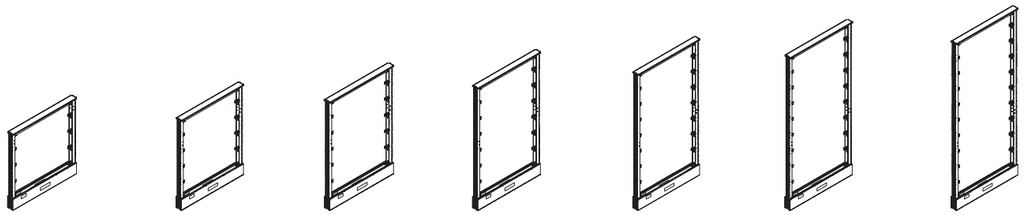

37-inch 45-inch 53-inch 61-inch 69-inch 77-inch 85-inch

What's Included:

Panel frame for acrylic panel, metal base raceway, metal to metal connection hardware.

How to Specify:

Specify panel trim finish.

The color of the raceway defaults to the color of the top trim when a metal color is specified.

Notes:

An 8 wire, 4 circuit electrical system is available at the base-line.

Power and communications November be run into the panel frame using either a power pole or an electrical harness. See the electrics, communication, and lighting section for details.

The metal frame is only available in black.

Options:

height	37, 45, 53, 61, 69, 77, 85
width	18, 24, 30, 36, 42, 48, 54, 60
top cap finish	metal colors
panel trim	style
power	8 wire 4 circuit electrical system (to be specified separately)

Code	Price	H (in.)	W (in.)	Weight (lb.)	Volume (ft³)
C-PFG0-3718	348	37	18	14.6	1.2
C-PFG0-3724	383	37	24	16.5	1.7
C-PFG0-3730	414	37	30	18.5	2.1
C-PFG0-3736	451	37	30	20.5	2.4
C-PFG0-3742	482	37	42	22.4	2.9
C-PFG0-3748	516	37	48	24.4	3.3
C-PFG0-3754	546	37	54	26.4	3.7
C-PFG0-3760	582	37	60	28.3	4.1
C-PFG0-4518	370	45	18	16.4	1.5
C-PFG0-4524	403	45	24	18.3	2
C-PFG0-4530	436	45	30	20.3	2.5
C-PFG0-4536	470	45	36	22.3	3
C-PFG0-4542	501	45	42	24.2	3.5
C-PFG0-4548	535	45	48	26.2	4
C-PFG0-4554	570	45	54	28.2	4.5
C-PFG0-4560	602	45	60	30.1	5
C-PFG0-5318	387	53	18	18.2	1.8
C-PFG0-5324	422	53	24	20.1	2.3
C-PFG0-5330	456	53	30	22.1	2.9
C-PFG0-5336	487	53	36	24.1	3.5
C-PFG0-5342	521	53	42	26	4.1
C-PFG0-5348	556	53	48	28	4.7
C-PFG0-5354	584	53	54	30	5.3
C-PFG0-5360	622	53	60	31.9	5.9
C-PFG0-6118	411	61	18	20	2
C-PFG0-6124	444	61	24	21.9	2.7
C-PFG0-6130	480	61	30	23.9	3.4
C-PFG0-6136	513	61	36	25.9	4

Code	Price	H (in.)	W (in.)	Weight (lb.)	Volume (ft³)
C-PFG0-6142	545	61	42	27.8	4.7
C-PFG0-6148	576	61	48	29.8	5.4
C-PFG0-6154	610	61	54	31.8	6
C-PFG0-6160	644	61	60	33.7	6.7
C-PFG0-6918	432	69	18	21.8	2.3
C-PFG0-6924	464	69	24	23.7	3
C-PFG0-6930	499	69	30	25.7	3.8
C-PFG0-6936	531	69	36	27.7	4.5
C-PFG0-6942	566	69	42	29.6	5.3
C-PFG0-6948	596	69	48	31.6	6.1
C-PFG0-6954	629	69	54	33.6	6.8
C-PFG0-6960	661	69	60	35.5	7.6
C-PFG0-7718	450	77	18	23.6	2.5
C-PFG0-7724	482	77	24	25.5	3.4
C-PFG0-7730	516	77	30	27.5	4.2
C-PFG0-7736	552	77	36	29.5	5.1
C-PFG0-7742	582	77	42	31.4	5.9
C-PFG0-7748	615	77	48	33.4	6.7
C-PFG0-7754	647	77	54	35.5	7.6
C-PFG0-7760	685	77	60	37.3	8.4
C-PFG0-8518	465	85	18	25.4	2.8
C-PFG0-8524	501	85	24	27.3	3.7
C-PFG0-8530	535	85	30	29.3	4.6
C-PFG0-8536	570	85	36	31.3	5.6
C-PFG0-8542	602	85	42	33.2	6.5
C-PFG0-8548	637	85	48	35.2	7.4
C-PFG0-8554	663	85	54	37.2	8.3
C-PFG0-8560	703	85	60	39.1	9.3

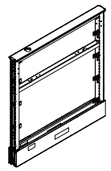

Capability: single panel

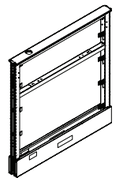

Capability:1 hole

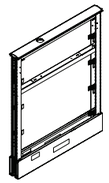

Capability: 54-inch countertop

What's Included:

Panel frame with countertop capability, metal base raceway, metal to metal connection hardware.

How to Specify:

Specify panel trim finish.

Specify this item when a 37-inch high or 45-inch high panel with countertop capabilities is required, but an electrical access door is not needed.

When a 54-inch countertop is supported by a 30-inch wide panel and a 24-inch wide panel, the hole in the 30-inch panel will be located 6 inches away from the end of the panel. When two 30-inch wide panels are used to support a 54-inch wide countertop, the holes will be located 9 inches away from the end of the panel. A 60-inch panel has two holes located 9 inches away from the ends of the panel to accommodate 54-inch wide countertops.

The color of the raceway defaults to the color of the top trim when a metal color is specified.

Notes:

An 8 wire, 4 circuit electrical system is available at the base-line. For belt-line, specify the panel frame with flip-up capabilities page 26.

Power and communications November be run into the panel frame using either a power pole or an electrical harness. See the electrics, communication, and lighting section for details.

2 holes are used when a single panel frame is supporting a countertop of the same width.

1 hole, 6 inches away from the end of the panel frame is used when two panels are supporting a countertop equal to the sum of their widths.

1 hole, 9 inches away from the end of the panel frame is used when two 30-inch wide panels are supporting a 54-inch countertop.

The metal frame is only available in black.

Options:

height	37, 45
width	18, 24, 30, 36, 42, 48, 54, 60
top cap finish	metal colors

Code	Price	H (in.)	W (in.)	Weight (lb.)	Volume (ft³)
37-inches High With Countertop Capability					
C-PF00-3724-C	403	37	24	17.6	1.7
C-PF00-3730-C	438	37	30	19.9	2.1
C-PF00-3736-C	476	37	36	22.2	2.5
C-PF00-3742-C	511	37	42	24.4	2.9
C-PF00-3748-C	543	37	48	26.7	3.31
C-PF00-3754-C	580	37	54	29	3.7
C-PF00-3760-C	611	37	60	31.3	4.1
37-inches High With Countertop Capability, Side-By-Side Panels					
C-PF00-3718-1	370	37	18	15.4	1.2
C-PF00-3724-1	403	37	24	17.6	1.7
C-PF00-3730-1	438	37	30	19.9	2.1
37-inches High With 54-inch High Countertop Capability, Side-By-Side Panels					
C-PF00-3730-1-P	438	37	30	19.9	2.1
45-inches High With Countertop Capability					
C-PF00-4524-C	422	45	24	17.6	1.7
C-PF00-4530-C	457	45	30	19.9	2.1
C-PF00-4536-C	491	45	36	22.2	2.5
C-PF00-4542-C	525	45	42	24.4	2.9
C-PF00-4548-C	560	45	48	26.7	3.3
C-PF00-4554-C	596	45	54	29	3.7
C-PF00-4560-C	634	45	60	31.3	4.1
45-inches High With Countertop Capability, Side-By-Side Panels					
C-PF00-4518-1	384	45	18	15.37	1.5
C-PF00-4524-1	422	45	24	17.6	2
C-PF00-4530-1	457	45	30	19.9	2.1
45-inches With 54-inch Countertop Capability, Side-By-Side Panels					
C-PF00-4530-1-P	457	45	30	19.88	2.5

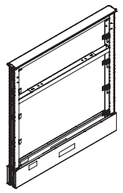

Capability:
without countertop

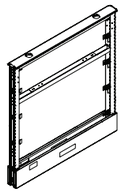

Capability:
single panel

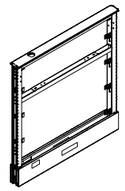

Capability:
1 hole

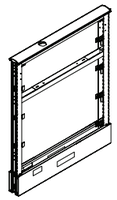

Capability:
54-inch countertop

What's Included:

Panel frame with flip-up capability, metal base raceway, metal to metal connection hardware.

How to Specify:

Specify panel trim finish.

Specify this product when a 37-inch high panel frame with a flip-up belt line is required.

When a countertop is supported by a single panel (C), the holes will be located six inches away from the end of the panel.

When a 54-inch countertop is supported by a 30-inch wide panel and a 24-inch wide panel, the holes in the 30-inch panel will be located 6 inches away from the end of the panel. When two 30-inch wide panels are used to support a 54-inch wide countertop, the holes will be located 9 inches away from the end of the panel. A 60-inch panel has 2 holes located 9 inches away from the ends of the panel to accommodate 54-inch wide countertops.

The color of the raceway defaults to the color of the top trim when a metal color is specified.

Notes:

An 8 wire, 4 circuit electrical system is available for the base-line or belt-line.

Power and communications November be run into the panel frame using either a power pole or an electrical harness. See the electrics, communication, and lighting section page 186 for details.

2 holes are used when a single panel frame is supporting a countertop of the same width.

1 hole, 6 inches away from the end of the panel frame is used when two panels are supporting a countertop equal to the sum of their widths.

1 hole, 9 inches away from the end of the panel frame is used when two 30-inch wide panels are supporting a 54-inch countertop.

The metal frame is only available in black.

Options:

height	37	
width	18, 24, 30, 36, 42, 48, 54, 60	
countertop capability	without countertop	with countertop
top cap finish	metal colors	
raceway finish	metal colors	

Code	Price	H (in.)	W (in.)	Weight (lb.)	Volume (ft³)
37-inches High With Flip-Up					
C-PF0F-3718	370	37	18	14.6	1.2
C-PF0F-3724	403	37	24	16.5	1.7
C-PF0F-3730	438	37	30	18.5	2.1
C-PF0F-3736	476	37	36	20.5	2.4
C-PF0F-3742	511	37	42	22.4	2.9
C-PF0F-3748	543	37	48	24.4	3.3
C-PF0F-3754	580	37	54	26.4	3.7
C-PF0F-3760	611	37	60	28.3	4.1
37-inches High With Countertop Capability, Single Panel, Flip-Up					
C-PF0F-3724-C	403	37	24	17.6	1.7
C-PF0F-3730-C	438	37	30	19.9	2.1
C-PF0F-3736-C	476	37	36	22.2	2.5
C-PF0F-3742-C	511	37	42	24.4	2.9
C-PF0F-3748-C	543	37	48	26.7	3.3
C-PF0F-3754-C	580	37	54	29	3.7
C-PF0F-3760-C	611	37	60	31.3	4.1
37-inches High with Countertop Capability, Side-By-Side Panels, Flip-Up					
C-PF0F-3718-1	370	37	18	15.4	1.2
C-PF0F-3724-1	403	37	24	17.6	1.7
C-PF0F-3730-1	438	37	30	19.9	2.1
37-inches High With 54-inch Countertop Capability, Side-By-Side Panels, Flip-Up					
C-PF0F-3730-1-P	438	37	30	19.9	2.1

regular frames

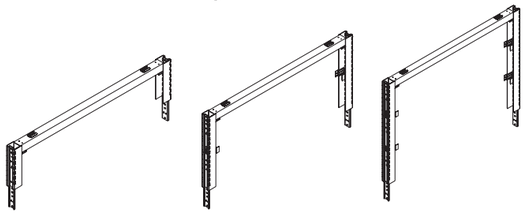

8-inch 16-inch 24-inch

door frames

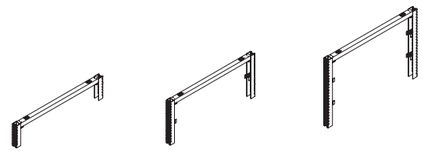

8-inch 16-inch 24-inch

What's Included:

Stack-on panel frame, metal to metal connection hardware.

Notes:

Metal frame is only available in black.

Top trim is not included. Install the top trim from the panel below.

Regular stack-on panel frame can be installed on any panel frame of the same width. Swing Door stack-on panel frame can be installed on a door of the same width between two other stackable frames or between a stackable panel frame and a panel filler.

Options:

frame type	**0** regular frames **1** door frames
height	8, 16, 24
width	18, 24, 30, 36, 42, 48, 54, 60

Code	Price	H (in.)	W (in.)	Weight (lb.)	Volume (ft³)
Regular Frame					
C-PS00-0818	126	8	18	4.4	0.3
C-PS00-0824	132	8	24	5	0.3
C-PS00-0830	142	8	30	5.7	0.4
C-PS00-0836	149	8	36	6.3	0.5
C-PS00-0842	158	8	42	6.9	0.6
C-PS00-0848	172	8	48	7.6	0.7
C-PS00-0854	177	8	54	8.2	0.8
C-PS00-0860	187	8	60	8.9	0.9
C-PS00-1618	144	16	18	6.2	0.5
C-PS00-1624	149	16	24	6.8	0.7
C-PS00-1630	158	16	30	7.5	0.9
C-PS00-1636	172	16	36	8.1	1
C-PS00-1642	177	16	42	8.7	1.2
C-PS00-1648	187	16	48	9.4	1.4
C-PS00-1654	195	16	54	10	1.5
C-PS00-1660	204	16	60	10.7	1.7
C-PS00-2418	157	24	18	8	0.8
C-PS00-2424	169	24	24	8.6	1
C-PS00-2430	174	24	30	9.3	1.3
C-PS00-2436	183	24	36	9.9	1.5
C-PS00-2442	191	24	42	10.5	1.8
C-PS00-2448	199	24	48	11.2	2.1
C-PS00-2454	209	24	54	11.8	2.3
C-PS00-2460	218	24	60	12.5	2.6
Door Frame					
C-PS01-0836	141	8	36	6.3	0.5
C-PS01-0842	146	8	42	6.9	0.6
C-PS01-1636	157	16	36	8.1	1
C-PS01-1642	170	16	42	8.7	1.2
C-PS01-2436	173	24	36	9.9	1.5
C-PS01-2442	178	24	42	10.5	1.8

right hand

left hand

What's Included:

Panel door, door frame, lever type handle, connection hardware.

How to Specify:

Specify panel trim finish.

The panel trim finish must be specified. The door and door frame are available in all paint colors and will match the color of the top trim.

Right or left hand must be specified.

Specify laminate

Notes:

Door is powder painted MDF.

The door must be connected to 85-inch high panel frames or panel fillers.

Options:

width	36, 42		
hand	**R** right	**L** left	
laminate	**L167** black	**L121** white	**L112** silver
door & door frame finish	metal colors		
top cap finish	metal colors		

How to Order and Read your Code:

C	**PD00**	**85**	**36**	**R** or **L**
product line	item	height	width	hand

Code	Price	H (in.)	W (in.)	Weight (lb.)	Volume (ft³)
C-PD00-8536-L	3880	85	36	68	5.6
C-PD00-8542-L	4226	85	42	80	6.5
C-PD00-8536-R	3880	85	36	68	5.6
C-PD00-8542-R	4226	85	42	80	6.5

right hand

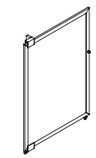

left hand

What's Included:

Acrylic sliding door, metal to metal connection hardware.

How to Specify:

Specify panel trim finish.

A metal color must be specified for the panel trim.

Right or left hand must be specified.

The acrylic option must be specified. When frosted or clear acrylic is specified, an upcharge is applicable.

Notes:

The sliding door height must be connected to a panel of equal height.

The acrylic sliding door provides visual privacy for individual stations.

Sliding doors must always be connected to a panel.

Options:

height	61, 69		
width	30, 36, 42		
hand	**R** right **L** left		
acrylic option	Fluted	Frosted*	Clear*
frame finish	metal colors		

How to Order and Read your Code:

C	**PDSG**	**61**	**30**	**R** or **L**
product line	item	height	width	hand

Code	Price	H (in.)	W (in.)	Weight (lb.)	Volume (ft³)
C-PDSG-6130-L	2540	61	30	53	4
C-PDSG-6136-L	2635	61	36	53	4
C-PDSG-6142-L	2734	61	42	53	4.6
C-PDSG-6930-L	2657	69	30	53	4
C-PDSG-6936-L	2758	69	36	53	4.5
C-PDSG-6942-L	2850	69	42	53	5.2
*clear & frosted acrylic upcharge	662				

Code	Price	H (in.)	W (in.)	Weight (lb.)	Volume (ft³)
C-PDSG-6130-R	2540	61	30	53	4
C-PDSG-6136-R	2635	61	36	53	4
C-PDSG-6142-R	2734	61	42	53	4.6
C-PDSG-6930-R	2657	69	30	53	4
C-PDSG-6936-R	2758	69	36	53	4.5
C-PDSG-6942-R	2850	69	42	53	5.2
*clear & frosted acrylic upcharge	662				

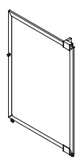

right hand

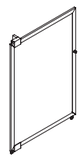

left hand

What's Included:

Acrylic sliding door, metal to metal connection hardware.

How to Specify:

Specify panel trim finish.

A metal color must be specified for the panel trim.

Right or left hand must be specified.

The acrylic option must be specified. When frosted or clear acrylic is specified, an upcharge is applicable.

Notes:

The sliding door height must be connected to a panel of equal height.

The lockable acrylic sliding door provides visual privacy for individual stations.

Sliding doors must always be connected to a panel.

Options:

height	61, 69		
width	30, 36, 42		
lock	LK		
hand	**R** right **L** left		
acrylic option	Fluted	Frosted*	Clear*
frame finish	metal colors		

How to Order and Read your Code:

C	**PDSG**	**61**	**30**	**LK**	**R** or **L**
product line	item	height	width	lock	hand

Code	Price	H (in.)	W (in.)	Weight (lb.)	Volume (ft³)
C-PDSG-6130-LK-L	2932	61	30	53	4
C-PDSG-6136-LK-L	3027	61	36	53	4
C-PDSG-6142-LK-L	3120	61	42	53	4.6
C-PDSG-6930-LK-L	3052	69	30	53	4
C-PDSG-6936-LK-L	3145	69	36	53	4.5
C-PDSG-6942-LK-L	3239	69	42	53	5.2
* clear & frosted acrylic upcharge	662				

Code	Price	H (in.)	W (in.)	Weight (lb.)	Volume (ft³)
C-PDSG-6130-LK-R	2932	61	30	53	4
C-PDSG-6136-LK-R	3027	61	36	53	4
C-PDSG-6142-LK-R	3120	61	42	53	4.6
C-PDSG-6930-LK-R	3052	69	30	53	4
C-PDSG-6936-LK-R	3145	69	36	53	4.5
C-PDSG-6942-LK-R	3239	69	42	53	5.2
**clear & frosted acrylic upcharge	662				

full end trim

partial end trim

What's Included:

Full End Trim: full end trim, connection hardware.

Partial End Trim: partial end trim, connection hardware, bottom plastic connector trim.

How to Specify:

Specify panel trim finish.

A metal color must be specified.

Notes:

Use the full end trim to finish a panel at the end of a run.

Use the partial end trim to finish a panel where a change of height occurs

Options:

height	8, 16, 24, 32, 37, 40, 45, 48, 53, 56, 61, 64, 69, 72, 77, 85, 93, 101, 109	
type	**0** full end trim	**P** partial end trim
end trim finish	metal colors	

Code	Price	H (in.)	W (in.)	Weight (lb.)
Full End Trim				
C-HET0-37	96	37	2.2	0.1
C-HET0-45	107	45	2.4	0.1
C-HET0-53	122	53	2.6	0.1
C-HET0-61	132	61	2.8	0.1
C-HET0-69	145	69	3	0.1
C-HET0-77	157	77	3.2	0.1
C-HET0-85	172	85	3.4	0.1
C-HET0-93	180	93	3.6	0.1
C-HET0-101	194	101	3.8	0.1
C-HET0-109	204	109	4	0.1

Code	Price	H (in.)	W (in.)	Weight (lb.)
Partial End trim				
C-HETP-08	53	8	1.2	0.1
C-HETP-16	64	16	1.6	0.1
C-HETP-24	76	24	2	0.1
C-HETP-32	92	32	2.4	0.1
C-HETP-40	102	40	2.8	0.1
C-HETP-48	116	48	3.2	0.1
C-HETP-56	128	56	3.4	0.1
C-HETP-64	141	64	3.6	0.1

type 1

type 2

type 3

What's Included:

Wall-to-Panel Connector (Type 1, 2 or 3, as specified), top cap, connection hardware for drywall applications.

How to Specify:

Specify panel trim finish.

A metal color must be specified for the top cap finish.

The wall-to-panel connector finish color defaults to match the top cap.

Notes:

Wall-to-panel connectors fill in the gap between the wall and the panel.

Type 1 connectors allow for an adjustment range of 2.25 to 3.25 inches

Type 2 connectors allow for an adjustment range of 3 to 4.25 inches.

Type 3 connectors allow for an adjustment range of 4 to 5.25 inches.

The top cap is 66-inches and must be cut to the proper size on-site.

Options:

type	**1** - type 1	**2** - type 2	**3** - type 3
height	29, 37, 45, 53, 61, 69, 77, 85, 93, 101, 109		
top cap finish	metal colors		
panel trim	style		

Code	Price	H (in.)	W (in)	Weight (lb.)	Volume (ft3)
Type 1 (2.25 to 3.25-inches)					
C-HWA1-29	451	29	3.6	0.2	0.2
C-HWA1-37	315	37	1.1	0.2	0
C-HWA1-45	335	45	1.3	0.3	0
C-HWA1-53	354	53	1.5	0.3	0
C-HWA1-61	393	61	1.7	0.4	0
C-HWA1-69	411	69	1.9	0.4	0
C-HWA1-77	435	77	2.1	0.5	0
C-HWA1-85	459	85	2.3	0.5	0
C-HWA1-93	489	93	2.5	0.6	0
C-HWA1-101	513	101	2.7	0.6	0
Type 2 (3.00 to 4.25-inches)					
C-HWA2-29	470	29	4.2	0.34	0.34
C-HWA2-37	320	37	1.1	0.4	0
C-HWA2-45	340	45	1.3	0.4	0
C-HWA2-53	366	53	1.5	0.5	0
C-HWA2-61	402	61	1.7	0.6	0
C-HWA2-69	423	69	1.9	0.7	0
C-HWA2-77	450	77	2.1	0.7	0
C-HWA2-85	476	85	2.3	0.8	0
C-HWA2-93	507	93	2.5	0.9	0
C-HWA2-101	531	101	2.7	1	0
Type 3 (4.00 to 5.25-inches)					
C-HWA3-29	511	37	5.8	0.47	0.47
C-HWA3-37	326	45	1.1	0.4	0
C-HWA3-45	348	53	1.3	0.4	0
C-HWA3-53	374	61	1.5	0.5	0
C-HWA3-61	411	69	1.7	0.6	0
C-HWA3-69	436	77	1.9	0.7	0
C-HWA3-77	461	85	2.1	0.7	0
C-HWA3-85	487	93	2.3	0.8	0
C-HWA3-93	521	101	2.5	0.9	0
C-HWA3-101	545	0.1	2.7	1	0

full T-connection filler

partial T-connection filler

What's Included:

Full Filler: full t-connection filler, top cap, connection hardware.

Partial Filler: partial t-connection filler, top cap, bottom plastic connector trim, connection hardware

How to Specify:

Specify panel trim finish.

A metal color must be specified for the top cap finish.

Notes:

Use the full t-connection filler to connect two panel frames that are the same height.

Use the partial t-connection filler to connect two panel frames where a change of height occurs

Options:

type	**R** full filler **P** partial filler
height	8, 16, 24, 29, 32, 37, 40, 45, 48, 53, 56, 61, 64, 69, 72, 77, 85, 93, 101, 109
top cap finish	metal colors
panel trim	style

Code	Price	H (in.)	W (in.)	Weight (lb.)	Volume (ft³)
Full T-connection Filler					
C-HFTR-29	122	29	1.8	0.07	0.07
C-HFTR-37	162	37	0.5	0.2	0
C-HFTR-45	199	45	0.6	0.3	0
C-HFTR-53	216	53	0.8	0.3	0
C-HFTR-61	229	61	0.9	0.3	0
C-HFTR-69	242	69	1	0.4	0
C-HFTR-77	251	77	1.1	0.4	0
C-HFTR-85	294	85	1.2	0.5	0
C-HFTR-93	330	93	1.4	0.5	0
C-HFTR-101	340	101	1.6	0.6	0

Code	Price	H (in.)	W (in.)	Weight (lb.)	Volume (ft³)
Partial T-connection Filler					
C-HFTP-08	87	8	0.2	0.1	0
C-HFTP-16	102	16	0.5	0.1	0
C-HFTP-24	141	24	0.6	0.1	0
C-HFTP-32	152	32	0.9	0.2	0
C-HFTP-40	189	40	1.1	0.2	0
C-HFTP-48	203	48	1.2	0.3	0
C-HFTP-56	218	56	1.4	0.3	0
C-HFTP-64	235	64	1.6	0.4	0

full 90-degree filler

partial 90-degree filler

What's Included:

Full 90-degree filler: Full 90-degree filler, top cap, connection hardware.

Partial 90-degree filler: Partial 90-degree filler, top cap, bottom plastic connector trim, connection hardware.

How to Specify:

Specify panel trim finish.

A metal color must be specified for the panel trim finish.

Notes:

Use the full 90-degree filler to connect two panel frames that are the same height.

Use the partial 90-degree filler to connect two panel frames where a change of height occurs.

Options:

height	8, 16, 24, 32, 37, 40, 45, 48, 53, 56, 61, 64, 69, 72, 77, 85, 93, 101, 109
type	**R** full filler **P** partial filler
top cap finish	metal colors
panel trim	style

Code	Price	H (in.)	W (in.)	Weight (lb.)	Volume (ft³)
Full 90-degree Filler					
C-HFNR-37	170	37	1.1	0.2	0
C-HFNR-45	201	45	1.3	0.3	0
C-HFNR-53	220	53	1.5	0.3	0
C-HFNR-61	239	61	1.7	0.3	0
C-HFNR-69	253	69	1.9	0.4	0
C-HFNR-77	276	77	2.1	0.4	0
C-HFNR-85	310	85	2.3	0.5	0
C-HFNR-93	342	93	2.5	0.5	0
C-HFNR-101	363	101	2.7	0.6	0

Code	Price	H (in.)	W (in.)	Weight (lb.)	Volume (ft³)
Partial 90-degree Filler					
C-HFNP-08	86	8	0.2	0.1	0
C-HFNP-16	104	16	0.5	0.1	0
C-HFNP-24	141	24	0.6	0.1	0
C-HFNP-32	156	32	0.9	0.2	0
C-HFNP-40	191	40	1.1	0.2	0
C-HFNP-48	206	48	1.2	0.3	0
C-HFNP-56	229	56	1.4	0.3	0
C-HFNP-64	244	64	1.6	0.4	0

full 180-degree connection filler

partial 180-degree connection filler

What's Included:

Two 180-degree connection filler covers (full or partial, as specified), top cap, connection hardware.

How to Specify:

Specify panel trim finish.

A metal color must be specified for the panel trim finish.

Notes:

Use the full 180-degree filler to connect two panels that are the same height.

Use the partial 180-degree filler to connect two panel frames where a change of height occurs

Options:

height	8, 16, 24, 32, 37, 40, 45, 48, 53, 56, 61, 64, 69, 72, 77, 85, 93, 101, 109
type	**R** full filler **P** partial filler
top cap finish	metal colors
panel trim	style

Code	Price	H (in.)	W (in.)	Weight (lb.)	Volume (ft³)
Full 180-degree Filler					
C-HFSR-37	199	37	1.1	0.2	0
C-HFSR-45	242	45	1.3	0.3	0
C-HFSR-53	262	53	1.5	0.3	0
C-HFSR-61	280	61	1.7	0.3	0
C-HFSR-69	307	69	1.9	0.4	0
C-HFSR-77	326	77	2.1	0.4	0
C-HFSR-85	368	85	2.3	0.5	0
C-HFSR-93	409	93	2.5	0.5	0
C-HFSR-101	432	101	2.7	0.6	0

Code	Price	H (in.)	W (in.)	Weight (lb.)	Volume (ft³)
Partial 180-degree Filler					
C-HFSP-08	102	8	0.2	0.1	0
C-HFSP-16	124	16	0.5	0.1	0
C-HFSP-24	162	24	0.6	0.1	0
C-HFSP-32	185	32	0.9	0.2	0
C-HFSP-40	229	40	1.1	0.2	0
C-HFSP-48	246	48	1.2	0.3	0
C-HFSP-56	270	56	1.4	0.3	0
C-HFSP-64	289	64	1.6	0.4	0

What's Included:

135-degree 2-way connector, top cap, connection hardware.

How to Specify:

Specify panel trim finish.

A metal color must be specified for the top cap finish.

Notes:

Use the 135-degree 2-way connector to connect two panel frames that are the same height.

Options:

height	29, 37, 45, 53, 61, 69, 77, 85, 93, 101, 109
top cap finish	metal colors
panel trim	style

Code	Price	H (in.)	W (in.)	Weight (lb.)	Volume (ft³)
C-HF1R-29	93	29	1.8	0.07	0.07
C-HF1R-37	133	37	1.1	0.2	0
C-HF1R-45	162	45	1.3	0.3	0
C-HF1R-53	174	53	1.5	0.3	0
C-HF1R-61	185	61	1.7	0.3	0
C-HF1R-69	195	69	1.9	0.4	0
C-HF1R-77	204	77	2.1	0.4	0
C-HF1R-85	237	85	2.3	0.5	0
C-HF1R-93	263	93	2.5	0.5	0
C-HF1R-101	275	101	2.7	0.6	0

full 120-degree 2-way connection filler

partial 120-degree 2-way connection filler

What's Included:

Full Filler: full 120-degree 2-way connection filler, top cap, connection hardware.

Partial Filler: partial 120-degree 2-way connection filler, top cap, bottom plastic connector trim, connection hardware.

How to Specify:

Specify panel trim finish.

A metal color and panel trim style must be specified for the top cap finish.

Notes:

Use the full 120-degree 2-way connection filler to connect two panel frames that are the same height.

Use the partial 120-degree 2-way connection filler to connect two panel frames where a change of height occurs.

Options:

height	8, 16, 24, 29, 32, 37, 40, 45, 48, 53, 56, 61, 64, 69, 72, 77, 85, 93, 101, 109	
type	**R** full filler	**P** partial filler
top cap finish	metal colors	
panel trim	style	

Code	Price	H (in.)	W (in.)	Weight (lb.)	Volume (ft^3)
Full 120-degree 2-way Connection Filler					
C-HF2R-29	114	29	1.8	0.07	0.07
C-HF2R-37	142	37	1.1	0.2	0
C-HF2R-45	173	45	1.3	0.3	0
C-HF2R-53	180	53	1.5	0.3	0
C-HF2R-61	194	61	1.7	0.3	0
C-HF2R-69	204	69	1.9	0.4	0
C-HF2R-77	218	77	2.1	0.4	0
C-HF2R-85	246	85	2.3	0.5	0
C-HF2R-93	277	93	2.5	0.5	0
C-HF2R-101	287	101	2.7	0.6	0
Partial 120-degree 2-way Connection Filler					
C-HF2P-80	233	80	1.8	0.07	4.97
C-HF2P-08	78	8	0.2	0.1	0
C-HF2P-16	93	16	0.5	0.1	0
C-HF2P-24	122	24	0.6	0.1	0
C-HF2P-32	132	32	0.9	0.2	0
C-HF2P-40	162	40	1.1	0.2	0
C-HF2P-48	174	48	1.2	0.3	0
C-HF2P-56	185	56	1.4	0.3	0
C-HF2P-64	198	64	1.6	0.4	0

120-degree 3-way connection filler

What's Included:

120-degree 3-way connection filler, top cap, connection hardware

How to Specify:

Specify panel trim finish.

A metal color and panel trim style must be specified for the top cap finish.

Notes:

Use the 120-degree 3-way connection filler to connect three panel frames that are the same height.

Options:

height	29, 37, 45, 53, 61, 69, 77, 85, 93, 101, 109
top cap finish	metal colors

Code	Price	H (in.)	W (in.)	Weight (lb.)	Volume (ft^3)
C-HF3R-29	98	29	1.8	0.07	0.07
C-HF3R-37	98	37	1.1	0.2	0
C-HF3R-45	122	45	1.3	0.3	0
C-HF3R-53	128	53	1.5	0.3	0
C-HF3R-61	130	61	1.7	0.3	0
C-HF3R-69	133	69	1.9	0.4	0
C-HF3R-77	141	77	2.1	0.4	0
C-HF3R-85	160	85	2.3	0.5	0
C-HF3R-93	183	93	2.5	0.5	0
C-HF3R-101	189	101	2.7	0.6	0

4-way connection filler

What's Included:

4-way connection filler, top cap, connection hardware

How to Specify:

Specify panel trim finish.

A metal color and panel trim style must be specified for the top cap finish.

Notes:

Use 4-way connection filler to connect four panel frames that are the same height.

Options:

height	29, 37, 45, 53, 61, 69, 77, 85, 93, 101, 109
top cap finish	metal colors

Code	Price	H (in.)	W (in.)	Weight (lb.)	Volume (ft^3)
C-HF4R-29	98	29	1.8	0.07	0.07
C-HF4R-37	129	37	1.1	0.2	0
C-HF4R-45	162	45	1.3	0.3	0
C-HF4R-53	172	53	1.5	0.3	0
C-HF4R-61	175	61	1.7	0.3	0
C-HF4R-69	180	69	1.9	0.4	0
C-HF4R-77	185	77	2.1	0.4	0
C-HF4R-85	221	85	2.3	0.5	0
C-HF4R-93	253	93	2.5	0.5	0
C-HF4R-101	263	101	2.7	0.6	0

carpet floors

non-carpet floors

What's Included:

Floor Gripper (for carpet floors or non-carpet floors, as specified)

How to Specify:

There are no color options for floor grippers.

Notes:

Floor grippers stabilize panels on either carpet floors or non-carpet floors.

Options:

type **C** carpeted floors **N** non-carpeted floors

Code	Price	Weight (lb.)	Volume (ft³)
carpeted floors			
C-HGC0	3	0	0
non carpeted floors			
C-HGN0	3	0	0

tayco®

Cosmo Pricebook
June 2026

Tiles

tiles

acoustic tackable fabric tile 48

monolithic fabric tile 52

acrylic tiles 56

magnetic whiteboard tile 59

laminate tile 60

monolithic laminate tile 62

monolithic laminate tile 64

perforated metal tile 68

pass-through tile 70

fabric flip-up belt-line tile 71

accessory tile 72

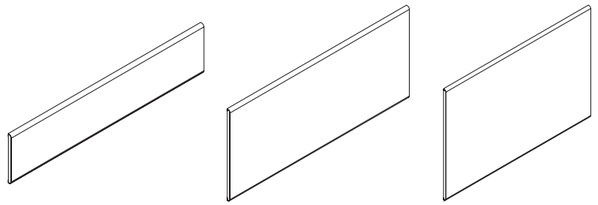

What's Included:

Acoustic Tackable Fabric Tile, installation hardware.

How to Specify:

Refer to the finish card for a complete listing of metal colors.

Notes:

Acoustic tackable fabric tiles provide acoustical privacy and a tackable vertical surface.

Options:

fabric grade	**1** - grade 1	**2** - grade 2	**3** - grade 3
height	8, 16, 24		
width	18, 24, 30, 36, 42, 48, 54, 60		
finish	panel fabrics		

How to Order and Read your Code:

C	**PTA**	**1**	**8**	**18**
product line	item	fabric grade	height	width

Code	Price	H (in.)	W (in.)	Weight (lb.)	Volume (ft³)
Grade-1					
C-PTA1-0818	117	8	18	1.9	0.1
C-PTA1-0824	122	8	24	2.4	0.1
C-PTA1-0836	145	8	36	3.7	0.1
C-PTA1-0842	149	8	42	4.2	0.1
C-PTA1-0848	156	8	48	5	0.1
C-PTA1-0854	160	8	54	5.9	0.2
C-PTA1-0860	169	8	60	6.2	0.2
C-PTA1-1624	142	16	24	5	0.1
C-PTA1-1630	146	16	30	6.2	0.2
C-PTA1-1636	174	16	36	7.5	0.2
C-PTA1-1642	180	16	42	8.7	0.2
C-PTA1-1648	187	16	48	10	0.3
C-PTA1-1654	194	16	54	11.2	0.3
C-PTA1-1660	201	16	60	12.5	0.4
C-PTA1-2418	149	24	18	5.6	0.2
C-PTA1-2424	158	24	24	7.3	0.2
C-PTA1-2430	170	24	30	9.3	0.3
C-PTA1-2436	203	24	36	11.2	0.3
C-PTA1-2442	213	24	42	13.1	0.4
C-PTA1-2448	220	24	48	14.9	0.4
C-PTA1-2454	230	24	54	16.8	0.5
C-PTA1-2460	238	24	60	18.7	0.5

Code	Price	H (in.)	W (in.)	Weight (lb.)	Volume (ft³)
Grade 2					
C-PTA2-0824	126	8	24	2.4	0.1
C-PTA2-0836	152	8	36	3.7	0.1
C-PTA2-0842	158	8	42	4.3	0.1
C-PTA2-0848	162	8	48	5	0.1
C-PTA2-0860	174	8	60	6.2	0.2
C-PTA2-1624	146	16	24	5	0.1
C-PTA2-1630	152	16	30	6.2	0.2
C-PTA2-1636	187	16	36	7.5	0.2
C-PTA2-1642	194	16	42	8.7	0.2
C-PTA2-1648	201	16	48	10	0.3
C-PTA2-1654	206	16	54	11.2	0.3
C-PTA2-1660	216	16	60	12.5	0.4
C-PTA2-2418	158	24	18	5.6	0.2
C-PTA2-2424	170	24	24	7.3	0.2
C-PTA2-2430	175	24	30	9.3	0.3
C-PTA2-2436	221	24	36	11.2	0.3
C-PTA2-2442	233	24	42	13.1	0.4
C-PTA2-2448	239	24	48	14.9	0.4
C-PTA2-2454	246	24	54	16.8	0.5
C-PTA2-2460	251	24	60	18.7	0.5

Code	Price	H (in.)	W (in.)	Weight (lb.)	Volume (ft³)
Grade 3					
C-PTA3-0824	129	8	24	2.4	0.1
C-PTA3-0836	160	8	36	3.7	0.1
C-PTA3-0842	170	8	42	4.3	0.1
C-PTA3-0848	173	8	48	5	0.1
C-PTA3-0860	180	8	60	6.2	0.2
C-PTA3-1624	152	16	24	5	0.1
C-PTA3-1630	158	16	30	6.2	0.2
C-PTA3-1636	199	16	36	7.5	0.2
C-PTA3-1642	206	16	42	8.7	0.2
C-PTA3-1648	216	16	48	10	0.3
C-PTA3-1654	220	16	54	11.2	0.3
C-PTA3-1660	230	16	60	12.5	0.4
C-PTA3-2418	170	24	18	5.6	0.2
C-PTA3-2424	175	24	24	7.3	0.2
C-PTA3-2430	185	24	30	9.3	0.3
C-PTA3-2436	239	24	36	11.2	0.3
C-PTA3-2442	246	24	42	13.1	0.4
C-PTA3-2448	253	24	48	14.9	0.4
C-PTA3-2454	265	24	54	16.8	0.5
C-PTA3-2460	275	24	60	18.7	0.5

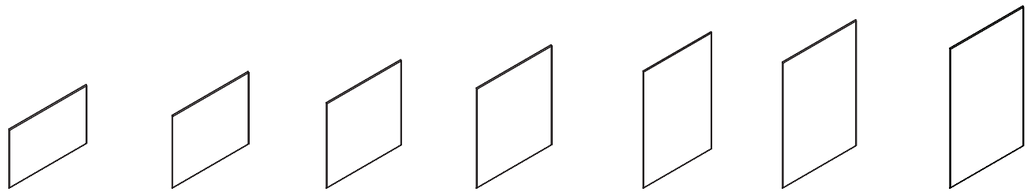

What's Included:

Monolithic fabric tile, installation hardware.

How to Specify:

Refer to the finish card for a complete listing of fabric colors.

Notes:

Monolithic fabric tiles are solid-faced, tackable and offer visual and acoustical privacy.

Monolithic tiles are five inches less than the complete height of the panel frame.

Options:

fabric grade	**1** - grade 1	**2** - grade 2	**3** - grade 3
height	32, 40, 48, 56, 64, 72, 80		
width	18, 24, 30, 36, 42, 48		
finish	panel fabrics		

How to Order and Read your Code:

C	**PMA**	**1**	**32**	**18**
product line	item	fabric grade	height	width

Code	Price	H (in.)	W (in.)	Weight (lb.)	Volume (ft^3)
Grade 1					
C-PMA1-3218	170	32	18	7	0.3
C-PMA1-3224	177	32	24	8	0.4
C-PMA1-3230	187	32	30	9	0.6
C-PMA1-3236	235	32	36	10	0.7
C-PMA1-3242	243	32	42	11	0.8
C-PMA1-3248	250	32	48	12	0.9
C-PMA1-3254	263	32	54	13	1
C-PMA1-3260	275	32	60	14	1.1
C-PMA1-4018	185	40	18	8	0.4
C-PMA1-4024	195	40	24	9	0.6
C-PMA1-4030	206	40	30	10	0.7
C-PMA1-4036	263	40	36	11	0.8
C-PMA1-4042	276	40	42	12	1
C-PMA1-4048	282	40	48	13	1.1
C-PMA1-4054	298	40	54	14	1.2
C-PMA1-4060	310	40	60	15	1.3
C-PMA1-4818	201	48	18	9	0.5
C-PMA1-4824	217	48	24	10	0.7
C-PMA1-4830	230	48	30	11	0.8
C-PMA1-4836	295	48	36	12	1
C-PMA1-4842	307	48	42	13	1.2
C-PMA1-4848	320	48	48	14	1.3
C-PMA1-4854	334	48	54	15	1.4
C-PMA1-4860	342	48	60	16	1.5
C-PMA1-5618	225	56	18	10	0.6
C-PMA1-5624	242	56	24	11	0.8

Code	Price	H (in.)	W (in.)	Weight (lb.)	Volume (ft^3)
C-PMA1-5630	253	56	30	12	1
C-PMA1-5636	334	56	36	13	1.2
C-PMA1-5642	348	56	42	14	1.4
C-PMA1-5648	366	56	48	15	1.6
C-PMA1-5654	382	56	54	16	1.8
C-PMA1-5660	398	56	60	17	2
C-PMA1-6418	242	64	18	11	0.7
C-PMA1-6424	259	64	24	12	0.9
C-PMA1-6430	277	64	30	13	1.1
C-PMA1-6436	362	64	36	14	1.3
C-PMA1-6442	379	64	42	15	1.6
C-PMA1-6448	398	64	48	16	1.8
C-PMA1-6454	413	64	54	17	2
C-PMA1-6460	434	64	60	18	2.2
C-PMA1-7218	263	72	18	12	0.8
C-PMA1-7224	280	72	24	13	1
C-PMA1-7230	303	72	30	14	1.3
C-PMA1-7236	399	72	36	15	1.5
C-PMA1-7242	422	72	42	16	1.8
C-PMA1-7248	440	72	48	17	2
C-PMA1-8018	278	80	18	13	0.8
C-PMA1-8024	302	80	24	14	1.1
C-PMA1-8030	324	80	30	15	1.4
C-PMA1-8036	432	80	36	16	1.7
C-PMA1-8042	453	80	42	17	1.9
C-PMA1-8048	476	80	48	18	2.2

Code	Price	H (in.)	W (in.)	Weight (lb.)	Volume (ft^3)
Grade 2					
C-PMA2-3218	178	32	18	7	0.3
C-PMA2-3224	189	32	24	8	0.4
C-PMA2-3230	199	32	30	9	0.6
C-PMA2-3236	253	32	36	10	0.7
C-PMA2-3242	267	32	42	11	0.8
C-PMA2-3248	277	32	48	12	0.9
C-PMA2-3254	287	32	54	13	1
C-PMA2-3260	296	32	60	14	1.1
C-PMA2-4018	199	40	18	8	0.4
C-PMA2-4024	209	40	24	9	0.6
C-PMA2-4030	221	40	30	10	0.7
C-PMA2-4036	294	40	36	11	0.8
C-PMA2-4042	303	40	42	12	1
C-PMA2-4048	315	40	48	13	1.1
C-PMA2-4054	326	40	54	14	1.2
C-PMA2-4060	337	40	60	15	1.3
C-PMA2-4818	218	48	18	9	0.5
C-PMA2-4824	235	48	24	10	0.7
C-PMA2-4830	244	48	30	11	0.8
C-PMA2-4836	326	48	36	12	1
C-PMA2-4842	337	48	42	13	1.2
C-PMA2-4848	350	48	48	14	1.3
C-PMA2-4854	366	48	54	15	1.4
C-PMA2-4860	379	48	60	16	1.5
C-PMA2-5618	243	56	18	10	0.6
C-PMA2-5624	259	56	24	11	0.8

Code	Price	H (in.)	W (in.)	Weight (lb.)	Volume (ft^3)
C-PMA2-5630	276	56	30	12	1
C-PMA2-5636	370	56	36	13	1.2
C-PMA2-5642	384	56	42	14	1.4
C-PMA2-5648	402	56	48	15	1.6
C-PMA2-5654	416	56	54	16	1.8
C-PMA2-5660	436	56	60	17	2
C-PMA2-6418	263	64	18	11	0.7
C-PMA2-6424	278	64	24	12	0.9
C-PMA2-6430	298	64	30	13	1.1
C-PMA2-6436	403	64	36	14	1.3
C-PMA2-6442	422	64	42	15	1.6
C-PMA2-6448	439	64	48	16	1.8
C-PMA2-6454	457	64	54	17	2
C-PMA2-6460	476	64	60	18	2.2
C-PMA2-7218	287	72	18	12	0.8
C-PMA2-7224	308	72	24	13	1
C-PMA2-7230	327	72	30	14	1.3
C-PMA2-7236	450	72	36	15	1.5
C-PMA2-7242	470	72	42	16	1.8
C-PMA2-7248	487	72	48	17	2
C-PMA2-8018	307	80	18	13	0.8
C-PMA2-8024	327	80	24	14	1.1
C-PMA2-8030	349	80	30	15	1.4
C-PMA2-8036	481	80	36	16	1.7
C-PMA2-8042	506	80	42	17	1.9
C-PMA2-8048	525	80	48	18	2.2

Code	Price	H (in.)	W (in.)	Weight (lb.)	Volume (ft^3)
Grade 3					
C-PMA3-3218	189	32	18	7	0.3
C-PMA3-3224	199	32	24	8	0.4
C-PMA3-3230	209	32	30	9	0.6
C-PMA3-3236	278	32	36	10	0.7
C-PMA3-3242	287	32	42	11	0.8
C-PMA3-3248	298	32	48	12	0.9
C-PMA3-3254	308	32	54	13	1
C-PMA3-3260	319	32	60	14	1.1
C-PMA3-4018	213	40	18	8	0.4
C-PMA3-4024	225	40	24	9	0.6
C-PMA3-4030	237	40	30	10	0.7
C-PMA3-4036	319	40	36	11	0.8
C-PMA3-4042	327	40	42	12	1
C-PMA3-4048	339	40	48	13	1.1
C-PMA3-4054	350	40	54	14	1.2
C-PMA3-4060	363	40	60	15	1.3
C-PMA3-4818	237	48	18	9	0.5
C-PMA3-4824	246	48	24	10	0.7
C-PMA3-4830	262	48	30	11	0.8
C-PMA3-4836	360	48	36	12	1
C-PMA3-4842	370	48	42	13	1.2
C-PMA3-4848	383	48	48	14	1.3
C-PMA3-4854	397	48	54	15	1.4
C-PMA3-4860	410	48	60	16	1.5
C-PMA3-5618	262	56	18	10	0.6
C-PMA3-5624	277	56	24	11	0.8

Code	Price	H (in.)	W (in.)	Weight (lb.)	Volume (ft^3)
C-PMA3-5630	295	56	30	12	1
C-PMA3-5636	407	56	36	13	1.2
C-PMA3-5642	422	56	42	14	1.4
C-PMA3-5648	438	56	48	15	1.6
C-PMA3-5654	456	56	54	16	1.8
C-PMA3-5660	472	56	60	17	2
C-PMA3-6418	279	64	18	11	0.7
C-PMA3-6424	301	64	24	12	0.9
C-PMA3-6430	319	64	30	13	1.1
C-PMA3-6436	441	64	36	14	1.3
C-PMA3-6442	463	64	42	15	1.6
C-PMA3-6448	480	64	48	16	1.8
C-PMA3-6454	499	64	54	17	2
C-PMA3-6460	516	64	60	18	2.2
C-PMA3-7218	310	72	18	12	0.8
C-PMA3-7224	330	72	24	13	1
C-PMA3-7230	349	72	30	14	1.3
C-PMA3-7236	489	72	36	15	1.5
C-PMA3-7242	514	72	42	16	1.8
C-PMA3-7248	535	72	48	17	2
C-PMA3-8018	330	80	18	13	0.8
C-PMA3-8024	350	80	24	14	1.1
C-PMA3-8030	375	80	30	15	1.4
C-PMA3-8036	531	80	36	16	1.7
C-PMA3-8042	556	80	42	17	1.9
C-PMA3-8048	576	80	48	18	2.2

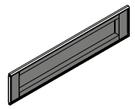

8-inch

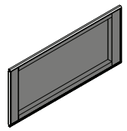

16-inch

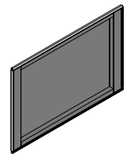

24-inch

What's Included:

Acrylic tile, installation hardware.

How to Specify:

Refer to the finish card for a complete listing of metal colors.

Notes:

Acrylic tiles are priced by piece, not by pair.

Options:

acrylic options	**C** - clear	**F** - frosted	**L** - fluted
height	8, 16, 24		
width	18, 24, 30, 36, 42, 48, 54, 60		
tile frame finish	metal colors		

Code	Price	H (in.)	W (in.)	Weight (lb.)	Volume (ft³)
Clear Acrylic					
C-PTGC-0818	233	8	18	2.1	0.1
C-PTGC-0824	249	8	24	2.6	0.1
C-PTGC-0830	275	8	30	3	0.1
C-PTGC-0836	295	8	36	3.5	0.1
C-PTGC-0842	319	8	42	4	0.1
C-PTGC-0848	342	8	48	4.4	0.1
C-PTGC-0854	366	8	54	4.9	0.2
C-PTGC-0860	384	8	60	5.4	0.2
C-PTGC-1618	278	16	18	3.3	0.1
C-PTGC-1624	310	16	24	4	0.1
C-PTGC-1630	337	16	30	4.7	0.2
C-PTGC-1636	374	16	36	5.5	0.2
C-PTGC-1642	409	16	42	6.2	0.2
C-PTGC-1648	436	16	48	6.9	0.3
C-PTGC-1654	465	16	54	7.6	0.3
C-PTGC-1660	496	16	60	8.3	0.4

Code	Price	H (in.)	W (in.)	Weight (lb.)	Volume (ft³)
C-PTGC-2418	335	24	18	4.5	0.2
C-PTGC-2424	374	24	24	5.5	0.2
C-PTGC-2430	414	24	30	6.5	0.3
C-PTGC-2436	456	24	36	7.4	0.3
C-PTGC-2442	499	24	42	8.1	0.4
C-PTGC-2448	535	24	48	9.4	0.4
C-PTGC-2454	572	24	54	10.3	0.5
C-PTGC-2460	622	24	60	11.3	0.5
Frosted Acrylic					
C-PTGF-0818	244	8	18	2.1	0.1
C-PTGF-0824	274	8	24	2.6	0.1
C-PTGF-0830	296	8	30	3	0.1
C-PTGF-0836	322	8	36	3.5	0.1
C-PTGF-0842	350	8	42	4	0.1
C-PTGF-0848	383	8	48	4.4	0.1
C-PTGF-0854	410	8	54	4.9	0.2
C-PTGF-0860	435	8	60	5.4	0.2
C-PTGF-1618	310	16	18	3.3	0.1
C-PTGF-1624	349	16	24	4	0.1
C-PTGF-1630	389	16	30	4.7	0.2
C-PTGF-1636	435	16	36	5.5	0.2
C-PTGF-1642	480	16	42	6.2	0.2
C-PTGF-1648	517	16	48	6.9	0.3
C-PTGF-1654	559	16	54	7.6	0.3
C-PTGF-1660	600	16	60	8.3	0.4
C-PTGF-2418	379	24	18	4.5	0.2
C-PTGF-2424	435	24	24	5.5	0.2
C-PTGF-2430	491	24	30	6.5	0.3
C-PTGF-2436	545	24	36	7.4	0.3
C-PTGF-2442	605	24	42	8.5	0.4
C-PTGF-2448	658	24	48	9.4	0.4
C-PTGF-2454	715	24	54	10.3	0.5
C-PTGF-2460	778	24	60	11.3	0.5

Code	Price	H (in.)	W (in.)	Weight (lb.)	Volume (ft³)
Fluted Acylic					
C-PTGL-0818	218	8	18	1.7	0.1
C-PTGL-0824	238	8	24	2	0.1
C-PTGL-0830	250	8	30	2.3	0.1
C-PTGL-0836	270	8	36	2.6	0.1
C-PTGL-0842	294	8	42	3	0.1
C-PTGL-0848	313	8	48	3.3	0.1
C-PTGL-0854	330	8	54	3.6	0.2
C-PTGL-0860	346	8	60	3.9	0.2
C-PTGL-1618	253	16	18	2.4	0.1
C-PTGL-1624	278	16	24	2.8	0.1
C-PTGL-1630	301	16	30	2.9	0.2
C-PTGL-1636	327	16	36	3.6	0.2
C-PTGL-1642	350	16	42	4	0.2
C-PTGL-1648	375	16	48	4.4	0.3
C-PTGL-1654	398	16	54	4.8	0.3
C-PTGL-1660	416	16	60	5.2	0.4
C-PTGL-2418	301	24	18	3.1	0.2
C-PTGL-2424	326	24	24	3.6	0.2
C-PTGL-2430	361	24	30	4.1	0.3
C-PTGL-2436	384	24	36	4.6	0.3
C-PTGL-2442	414	24	42	5.1	0.4
C-PTGL-2448	440	24	48	5.6	0.4
C-PTGL-2454	470	24	54	6.1	0.5
C-PTGL-2460	506	24	60	6.5	0.5

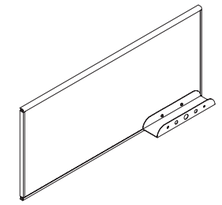

16-inch

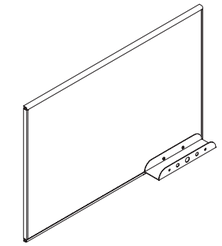

24-inch

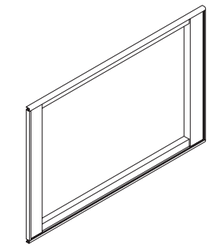

What's Included:

Magnetic whiteboard tile, installation hardware, eraser support.

How to Specify:

Refer to the metal card for a complete listing of metal colors.

Notes:

Only dry erase markers should be used on magnetic whiteboard tiles.

Options:

height	16, 24
width	18, 24, 30, 36, 42, 48, 54, 60
finish	metal colors

Code	Price	H (in.)	W (in.)	Weight (lb.)	Volume (ft³)
C-PTWM-1618	303	16	18	3.2	0.1
C-PTWM-1624	326	16	24	3.1	0.1
C-PTWM-1630	349	16	30	4.5	0.2
C-PTWM-1636	374	16	36	5.2	0.2
C-PTWM-1642	407	16	42	5.9	0.2
C-PTWM-1648	432	16	48	6.5	0.3
C-PTWM-1654	456	16	54	7.2	0.3
C-PTWM-1660	481	16	60	7.9	0.4
C-PTWM-2418	346	24	18	4.4	0.2
C-PTWM-2424	375	24	24	5.3	0.2
C-PTWM-2430	403	24	30	6.2	0.3
C-PTWM-2436	436	24	36	7	0.3
C-PTWM-2442	470	24	42	7.9	0.4
C-PTWM-2448	499	24	48	8.8	0.4
C-PTWM-2454	531	24	54	9.7	0.5
C-PTWM-2460	559	24	60	10.6	0.5

8-inch

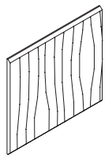

16-inch

24-inch

What's Included:

Laminate tile, installation hardware.

How to Specify:

Refer to the laminate card for a complete listing of laminates.

Notes:

Laminate tiles provide an easy to clean hard surface.

Grain direction is vertical.

Options:

height	8, 16, 24
width	18, 24, 30, 36, 42, 48, 54, 60
finish	laminate colors

Code	Price	H (in.)	W (in.)	Weight (lb.)	Volume (ft³)
C-PTL0-0818	126	8	18	1.8	0.06
C-PTL0-0824	132	8	24	2.4	0.08
C-PTL0-0830	144	8	30	3.1	0.1
C-PTL0-0836	149	8	36	3.7	0.11
C-PTL0-0842	160	8	42	4.4	0.13
C-PTL0-0848	170	8	48	5	0.15
C-PTL0-0854	180	8	54	5.7	0.17
C-PTL0-0860	187	8	60	6.3	0.19
C-PTL0-1618	145	16	18	3.7	0.11
C-PTL0-1624	157	16	24	4.9	0.15
C-PTL0-1630	174	16	30	6.2	0.19
C-PTL0-1636	185	16	36	7.5	0.23
C-PTL0-1642	201	16	42	8.7	0.27
C-PTL0-1648	218	16	48	9.1	0.31
C-PTL0-1654	235	16	54	10.3	0.35
C-PTL0-1660	247	16	60	11.5	0.39
C-PTL0-2418	170	24	18	5.6	0.17
C-PTL0-2424	185	24	24	7.3	0.23
C-PTL0-2430	206	24	30	9.3	0.29
C-PTL0-2436	229	24	36	11.2	0.34
C-PTL0-2442	246	24	42	13.1	0.4
C-PTL0-2448	265	24	48	14.7	0.46
C-PTL0-2454	287	24	54	16.6	0.51
C-PTL0-2460	307	24	60	18.5	0.57

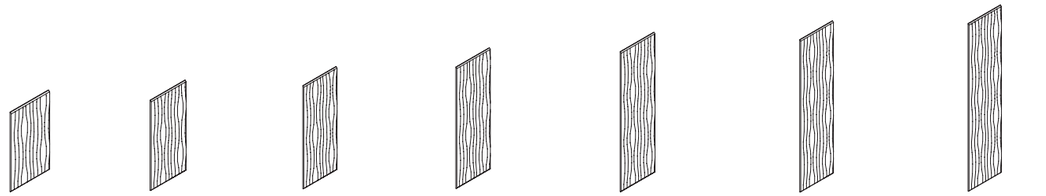

32-inch 40-inch 48-inch 56-inch 64-inch 72-inch 80-inch

What's Included:

Monolithic laminate tile, installation hardware.

How to Specify:

Refer to the laminate card for a complete listing of laminate colors.

Notes:

Monolithic laminate tiles provide an easy to clean hard surface.

Monolithic laminate tiles are five inches less than the complete height of the panel frame.

Grain direction is vertical.

Options:

height	32, 40, 48, 56, 64, 72, 80
width	18, 24, 30, 36, 42, 48
finish	laminate colors

			W (in)		Volume (ft³)				W (in)		Volume (ft³)
C-PTL0-3218	185	32	18	30	0.23	C-PTL0-5618	263	56	18	36	0.4
C-PTL0-3224	206	32	24	31	0.31	C-PTL0-5624	303	56	24	37	0.53
C-PTL0-3230	238	32	30	32	0.38	C-PTL0-5630	340	56	30	39	0.67
C-PTL0-3236	262	32	36	33	0.46	C-PTL0-5636	387	56	36	40	0.8
C-PTL0-3242	287	32	42	34	0.53	C-PTL0-5642	427	56	42	42	0.94
C-PTL0-3248	310	32	48	35	0.61	C-PTL0-5648	465	56	48	44	1.07
C-PTL0-3254	374	32	54	36	0.68	C-PTL0-6418	279	64	18	42	0.46
C-PTL0-3260	440	32	60	37	0.76	C-PTL0-6424	326	64	24	44	0.61
C-PTL0-4018	206	40	18	30	0.29	C-PTL0-6430	371	64	30	46	0.76
C-PTL0-4024	238	40	24	31	0.38	C-PTL0-6436	422	64	36	45	0.92
C-PTL0-4030	265	40	30	32	0.48	C-PTL0-6442	465	64	42	48	1.07
C-PTL0-4036	301	40	36	33	0.57	C-PTL0-6448	513	64	48	50	1.22
C-PTL0-4042	327	40	42	34	0.67	C-PTL0-7218	307	72	18	26	0.52
C-PTL0-4048	361	40	48	35	0.76	C-PTL0-7224	360	72	24	35	0.69
C-PTL0-4054	423	40	54	36	0.85	C-PTL0-7230	409	72	30	43	0.86
C-PTL0-4060	499	40	60	37	0.93	C-PTL0-7236	463	72	36	52	1.03
C-PTL0-4818	230	48	18	32	0.34	C-PTL0-7242	514	72	42	60	1.2
C-PTL0-4824	263	48	24	33	0.46	C-PTL0-7248	565	72	48	69	1.38
C-PTL0-4830	298	48	30	35	0.57	C-PTL0-8018	324	80	18	29	0.57
C-PTL0-4836	336	48	36	36	0.69	C-PTL0-8024	382	80	24	38	0.76
C-PTL0-4842	371	48	42	38	0.8	C-PTL0-8030	436	80	30	48	0.95
C-PTL0-4848	407	48	48	39	0.92	C-PTL0-8036	499	80	36	58	1.15
C-PTL0-4854	477	48	54	40	1.03	C-PTL0-8042	555	80	42	67	1.34
C-PTL0-4860	556	48	60	41	1.15	C-PTL0-8048	607	80	48	77	1.53

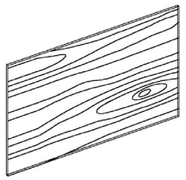

Horizontal Wood Grain



Vertical Wood Grain

What's Included:

Laminate tile, installation hardware.

How to Specify:

Refer to the laminate card for a complete listing of laminates. Specify "-WG" for horizontal woodgrain.

Notes:

Laminate tiles provide an easy to clean hard surface.

Grain direction is available in vertical and horizontal.

Options:

height	21, 29, 37, 45, 53, 61, 69, 77, 85
width	18, 24, 30, 36, 42, 48, 54, 60
finish	laminate colors

Code	Price	H (in.)	W (in.)	Weight (lb.)	Volume (ft³)
Horizontal woodgrain					
C-PTLX-2118-WG	178	21	18	5.91	0.14
C-PTLX-2124-WG	191	21	24	7.88	0.18
C-PTLX-2130-WG	206	21	30	9.84	0.23
C-PTLX-2136-WG	223	21	36	11.81	0.27
C-PTLX-2142-WG	237	21	42	13.78	0.32
C-PTLX-2148-WG	250	21	48	15.75	0.36
C-PTLX-2154-WG	265	21	54	17.72	0.41
C-PTLX-2160-WG	280	21	60	19.69	0.46
C-PTLX-2918-WG	199	29	18	8.16	0.19
C-PTLX-2924-WG	220	29	24	10.88	0.25
C-PTLX-2930-WG	239	29	30	13.59	0.31
C-PTLX-2936-WG	259	29	36	16.31	0.38
C-PTLX-2942-WG	276	29	42	19.03	0.44
C-PTLX-2948-WG	296	29	48	21.75	0.5
C-PTLX-2954-WG	315	29	54	24.47	0.57
C-PTLX-2960-WG	335	29	60	27.19	0.63
C-PTLX-3718-WG	238	37	18	10.41	0.24
C-PTLX-3724-WG	259	37	24	13.88	0.32
C-PTLX-3730-WG	288	37	30	17.34	0.4
C-PTLX-3736-WG	315	37	36	20.81	0.48
C-PTLX-3742-WG	337	37	42	24.28	0.56
C-PTLX-3748-WG	362	37	48	27.75	0.64
C-PTLX-3760-WG	492	37	60	34.69	0.8
C-PTLX-4524-WG	288	45	24	16.88	0.39
C-PTLX-4530-WG	315	45	30	21.09	0.49
C-PTLX-4536-WG	362	45	36	25.31	0.59
C-PTLX-4548-WG	402	45	48	33.75	0.78
C-PTLX-5330-WG	370	53	30	24.84	0.58

Extended laminate tiles continued next page

Extended laminate tiles continued page 2 of 3

Code	Price	H (in.)	W (in.)	Weight (lb.)	Volume (ft³)
Vertical Woodgrain					
C-PTLX-2118	185	21	18	5.91	0.14
C-PTLX-2124	198	21	24	7.88	0.18
C-PTLX-2130	216	21	30	9.84	0.23
C-PTLX-2136	229	21	36	11.81	0.27
C-PTLX-2142	243	21	42	13.78	0.32
C-PTLX-2148	259	21	48	15.75	0.36
C-PTLX-2154	275	21	54	17.72	0.41
C-PTLX-2160	289	21	60	19.69	0.46
C-PTLX-2918	206	29	18	8.16	0.19
C-PTLX-2924	229	29	24	10.88	0.25
C-PTLX-2930	247	29	30	13.59	0.31
C-PTLX-2936	267	29	36	16.31	0.38
C-PTLX-2942	287	29	42	19.03	0.44
C-PTLX-2948	307	29	48	21.75	0.5
C-PTLX-2954	327	29	54	24.47	0.57
C-PTLX-2960	346	29	60	27.19	0.63
C-PTLX-3718	238	37	18	10.41	0.24
C-PTLX-3724	259	37	24	13.88	0.32
C-PTLX-3730	287	37	30	17.34	0.4
C-PTLX-3736	313	37	36	20.81	0.48
C-PTLX-3742	337	37	42	24.28	0.56
C-PTLX-3748	362	37	48	27.75	0.64
C-PTLX-3754	423	37	54	31.22	0.72
C-PTLX-3760	491	37	60	34.69	0.8
C-PTLX-4518	270	45	18	12.66	0.29
C-PTLX-4524	298	45	24	16.88	0.39
C-PTLX-4530	326	45	30	21.09	0.49
C-PTLX-4536	362	45	36	25.31	0.59
C-PTLX-4542	389	45	42	29.53	0.68
C-PTLX-4548	420	45	48	33.75	0.78
C-PTLX-4554	485	45	54	37.97	0.88
C-PTLX-4560	559	45	60	42.19	0.98

Extended laminate tiles continued page 3 of 3

Code	Price	H (in.)	W (in.)	Weight (lb.)	Volume (ft³)
C-PTLX-5318	301	53	18	14.91	0.35
C-PTLX-5324	335	53	24	19.88	0.46
C-PTLX-5330	370	53	30	24.84	0.58
C-PTLX-5336	409	53	36	29.81	0.69
C-PTLX-5342	440	53	42	34.78	0.81
C-PTLX-5348	477	53	48	39.75	0.92
C-PTLX-5354	546	53	54	44.72	1.04
C-PTLX-5360	627	53	60	49.69	1.15
C-PTLX-6118	342	61	18	17.16	0.4
C-PTLX-6124	384	61	24	22.88	0.53
C-PTLX-6130	423	61	30	28.59	0.66
C-PTLX-6136	470	61	36	34.31	0.79
C-PTLX-6142	511	61	42	40.03	0.93
C-PTLX-6148	546	61	48	45.75	1.06
C-PTLX-6918	374	69	18	19.41	0.45
C-PTLX-6924	416	69	24	25.88	0.6
C-PTLX-6930	463	69	30	32.34	0.75
C-PTLX-6936	514	69	36	38.81	0.9
C-PTLX-6942	559	69	42	45.28	1.05
C-PTLX-6948	603	69	48	51.75	1.2
C-PTLX-7718	409	77	18	21.66	0.5
C-PTLX-7724	459	77	24	28.88	0.67
C-PTLX-7730	511	77	30	36.09	0.84
C-PTLX-7736	566	77	36	43.31	1
C-PTLX-7742	615	77	42	50.53	1.17
C-PTLX-7748	662	77	48	57.75	1.34
C-PTLX-8518	436	85	18	23.91	0.55
C-PTLX-8524	491	85	24	31.88	0.74
C-PTLX-8530	546	85	30	39.84	0.92
C-PTLX-8536	608	85	36	47.81	1.11
C-PTLX-8542	662	85	42	55.78	1.29
C-PTLX-8548	718	85	48	63.75	1.48

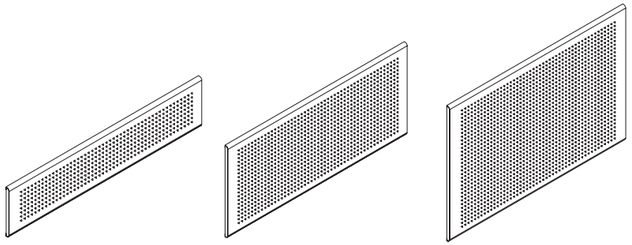

8-inch 16-inch 24-inch

What's Included:

Perforated metal tile, installation hardware.

How to Specify:

Refer to the metal card for a complete listing of metal colors.

Notes:

Perforated metal tiles provide a unique architectural element, while allowing for airflow.

Options:

height	8, 16, 24
width	18, 24, 30, 36, 42, 48, 54, 60
finish	metal colors

Code	Price	H (in.)	W (in)	Weight (lb.)	Volume (ft³)
C-PTM0-0818	122	8	18	1.5	0.1
C-PTM0-0824	130	8	24	2	0.1
C-PTM0-0830	141	8	30	2.5	0.1
C-PTM0-0836	146	8	36	3.1	0.1
C-PTM0-0842	157	8	42	3.6	0.1
C-PTM0-0848	170	8	48	4.1	0.1
C-PTM0-0854	178	8	54	4.6	0.2
C-PTM0-0860	187	8	60	5.1	0.2
C-PTM0-1618	152	16	18	3	0.1
C-PTM0-1624	169	16	24	4.1	0.1
C-PTM0-1630	177	16	30	5.1	0.2
C-PTM0-1636	189	16	36	6.1	0.2
C-PTM0-1642	203	16	42	7.1	0.2
C-PTM0-1648	220	16	48	8.1	0.3
C-PTM0-1654	237	16	54	9.1	0.3
C-PTM0-1660	249	16	60	10.2	0.4
C-PTM0-2418	189	24	18	4.6	0.2
C-PTM0-2424	213	24	24	6.1	0.2
C-PTM0-2430	235	24	30	7.6	0.3
C-PTM0-2436	251	24	36	9.2	0.3
C-PTM0-2442	277	24	42	10.7	0.4
C-PTM0-2448	302	24	48	12.2	0.4
C-PTM0-2454	324	24	54	13.7	0.5
C-PTM0-2460	342	24	60	15.2	0.5

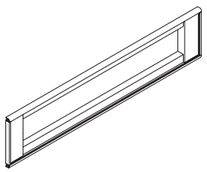
8-inch

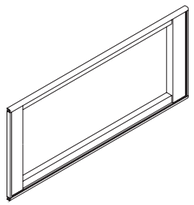
16-inch

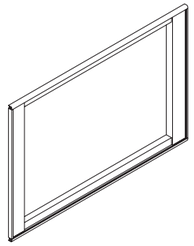
24-inch

What's Included:

Pass-Through Tile, installation hardware.

How to Specify:

Refer to the metal card for a complete listing of metal colors.

Notes:

The pass-through tile allows data and communication cables to be shared between workstations.

Options:

height	8,16, 24
width	18, 24, 30, 36, 42, 48, 54, 60
finish	metal colors

Code	Price	H (in.)	W (in)	Weight (lb.)	Volume (ft³)	Code	Price	H (in.)	W (in)	Weight (lb.)	Volume (ft³)
C-PTO0-0818	185	8	18	1.5	0.1	C-PTO0-1642	265	16	42	3	0.2
C-PTO0-0824	199	8	24	1.7	0.1	C-PTO0-1648	277	16	48	3.2	0.3
C-PTO0-0830	213	8	30	2	0.1	C-PTO0-1654	294	16	54	3.5	0.3
C-PTO0-0836	225	8	36	2.2	0.1	C-PTO0-1660	303	16	60	3.7	0.4
C-PTO0-0842	242	8	42	2.5	0.1	C-PTO0-2418	242	24	18	2.5	0.2
C-PTO0-0848	250	8	48	2.7	0.1	C-PTO0-2424	250	24	24	2.7	0.2
C-PTO0-0854	267	8	54	3	0.2	C-PTO0-2430	265	24	30	3	0.3
C-PTO0-0860	278	8	60	3.2	0.2	C-PTO0-2436	277	24	36	3.2	0.3
C-PTO0-1618	209	16	18	2	0.1	C-PTO0-2442	295	24	42	3.5	0.4
C-PTO0-1624	225	16	24	2.2	0.1	C-PTO0-2448	308	24	48	3.7	0.4
C-PTO0-1630	238	16	30	2.5	0.2	C-PTO0-2454	320	24	54	4	0.5
C-PTO0-1636	247	16	36	2.7	0.2	C-PTO0-2460	334	24	60	4.3	0.5

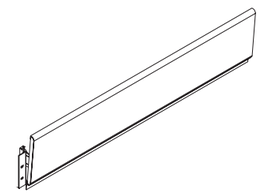
8-inch

What's Included:

Fabric Flip-Up Belt-Line Tile, installation hardware.

How to Specify:

Notes:

The fabric flip-up belt-line tile can be used in place of an 8-inch high tile at desk height when access to power, data and communication is required at the belt-line.

The fabric flip-up belt-line tile is compatible with panel frames that have flip-up capability.

Options:

height	8
width	18, 24, 30, 36, 42, 48, 54, 60
finish	panel fabrics

Code	Price	H (in.)	W (in)	Weight (lb.)	Volume (ft³)	Code	Price	H (in.)	W (in)	Weight (lb.)	Volume (ft³)
C-PTB0-0818	274	8	18	1.9	0.1	C-PTB0-0842	335	8	42	4.4	0.1
C-PTB0-0824	279	8	24	2.9	0.1	C-PTB0-0848	342	8	48	5	0.1
C-PTB0-0830	294	8	30	3.1	0.1	C-PTB0-0854	354	8	54	5.6	0.2
C-PTB0-0836	324	8	36	3.8	0.1	C-PTB0-0860	366	8	60	6.2	0.2



8-inch

What's Includ:

Accessory Tile, installation hardware.

How to Specify:

Refer to the metal/vinyl card for a complete listing of metal colors

Notes:

The accessory tile supports all personal organizers. Please refer to the accessories section on page 164 of this price book for details.

Options:

height	8
width	18, 24, 30, 36, 42, 48, 54, 60
finish	metal

Code	Price	H (in.)	W (in)	Weight (lb.)	Volume (ft³)
C-PTA0-0818	170	8	18	3	0.1
C-PTA0-0824	194	8	24	3.8	0.1
C-PTA0-0830	221	8	30	4.7	0.1
C-PTA0-0836	249	8	36	5.6	0.1
C-PTA0-0842	278	8	42	6.4	0.1
C-PTA0-0848	308	8	48	7.3	0.1
C-PTA0-0854	335	8	54	8.2	0.2
C-PTA0-0860	363	8	60	9.1	0.2

tayco®

Cosmo Pricebook
June 2026

Worksurfaces

worksurfaces

straight worksurface 76
straight worksurface with power grommet 80
wave return with straight end 82
extended corner with curved front 88
angled worksurface with curved front 90
flexed worksurface with curved front 92
5-sided corner worksurface with straight front 94
5-sided corner worksurface with curved front 96
6-sided corner worksurface 97
panel-mounted d-table 98
panel-mounted p-table 100
panel-mounted j-table 102
panel-mounted y-table 104
c-table extension 106
u-table extension 107
bridge worksurface 108
radiused extended surface 110
tempered glass transaction top 111
laminate countertop 112

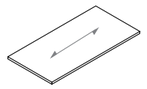

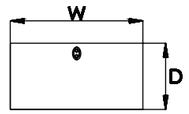

What's Included:

Straight Worksurface, grommets (24 to 48-inch worksurfaces include one grommet, 54 to 84-inch worksurfaces include two grommets, 90 to 96-inch worksurfaces include three grommets).

Notes:

Grain direction is indicated in the above illustration.

If you need the laminate wood grain direction to run from front to back please see bridge worksurfaces on page 108.

Keyboard tray can be mounted to this worksurface. Refer to the Accessories section on page 164 for details.

How to Specify:

Specify laminate color.

The worksurface trim color will default to match the laminate color unless otherwise specified, see the laminate finish card for details.

Not all laminate colors are available on 1.5-inch thick worksurfaces, see the laminate finish card for details.

Edge profile must be specified for 1.5-inch thick worksurfaces.

Options:

thickness	**C** 1-inch **CT** 1.5-inch
width	18, 24, 30, 36, 42, 48, 54, 60, 66, 72, 78, 84, 90, 96
depth	18, 24, 30, 36
surface finish	laminate colors
edge profile (1.5-inch only)	straight

How to Order and Read your Code:

C or **CT**	**WS0G**	**18**	**18**
product line	item	width	depth

Code	Price	H (in)	W (in.)	Wt. (lb)	Vol. (ft³)
1″ Thick					
C-WS0G-1818	298	18	18	8.18	0.19
C-WS0G-1824	319	18	24	10.96	0.25
C-WS0G-1830	336	18	30	13.73	0.31
C-WS0G-1836	348	18	36	13.73	0.38
C-WS0G-2418	313	24	18	10.96	0.25
C-WS0G-2424	337	24	24	14.7	0.3
C-WS0G-2430	360	24	30	18.36	0.42
C-WS0G-2436	409	24	36	14.73	0.5
C-WS0G-3018	336	30	18	13.73	0.31
C-WS0G-3024	360	30	24	18.4	0.4
C-WS0G-3030	422	30	30	22.99	0.52
C-WS0G-3036	444	30	36	15.73	0.63
C-WS0G-3618	348	36	18	16.51	0.38
C-WS0G-3624	370	36	24	22.1	0.5
C-WS0G-3630	444	36	30	27.62	0.63
C-WS0G-3636	465	36	36	16.73	0.75
C-WS0G-4218	397	42	18	19.29	0.44
C-WS0G-4224	434	42	24	25.8	0.6
C-WS0G-4230	485	42	30	32.25	0.73
C-WS0G-4236	505	42	36	17.73	0.88
C-WS0G-4818	414	48	18	22.06	0.5
C-WS0G-4824	465	48	24	29.5	0.7
C-WS0G-4830	523	48	30	36.88	0.83
C-WS0G-4836	546	48	36	18.73	1
C-WS0G-5418	496	54	18	24.69	0.56
C-WS0G-5424	560	54	24	33	0.8
C-WS0G-5430	584	54	30	41.35	0.94

Code	Price	H (in)	W (in.)	Wt. (lb)	Vol. (ft³)
C-WS0G-5436	610	54	36	19.73	1.13
C-WS0G-6018	538	60	18	27.46	0.63
C-WS0G-6024	585	60	24	36.7	0.8
C-WS0G-6030	619	60	30	45.98	1.04
C-WS0G-6036	647	60	36	20.73	1.25
C-WS0G-6618	611	66	18	30.24	0.69
C-WS0G-6624	655	66	24	40.4	0.9
C-WS0G-6630	706	66	30	50.61	1.15
C-WS0G-6636	736	66	36	21.73	1.38
C-WS0G-7218	652	72	18	33.02	0.75
C-WS0G-7224	685	72	24	44.1	1
C-WS0G-7230	726	72	30	55.24	1.25
C-WS0G-7236	759	72	36	22.73	1.5
C-WS0G-7818	705	78	18	35.8	0.81
C-WS0G-7824	742	78	24	47.8	1.1
C-WS0G-7830	788	78	30	59.86	1.35
C-WS0G-7836	821	78	36	23.73	1.63
C-WS0G-8418	762	84	18	38.57	0.88
C-WS0G-8424	804	84	24	51.5	1.2
C-WS0G-8430	850	84	30	64.49	1.46
C-WS0G-8436	892	84	36	24.73	1.75
C-WS0G-9018	865	90	18	41.2	0.94
C-WS0G-9024	911	90	24	55.1	1.3
C-WS0G-9030	969	90	30	68.97	1.56
C-WS0G-9036	1018	90	36	25.73	1.88
C-WS0G-9618	941	96	18	43.97	1
C-WS0G-9624	990	96	24	58.8	1.3
C-WS0G-9630	1049	96	30	73.6	1.67
C-WS0G-9636	1090	96	36	26.73	2

Code	Price	W (in.)	D 1 (in.)	Weight (lb)	Volume (ft³)
1.5″ Thick					
CT-WS0G-1818	399	18	18	8.18	0.19
CT-WS0G-1824	434	18	24	10.96	0.25
CT-WS0G-1830	450	18	30	13.73	0.31
CT-WS0G-1836	472	18	36	13.73	0.38
CT-WS0G-2418	422	24	18	10.96	0.25
CT-WS0G-2424	457	24	24	14.7	0.3
CT-WS0G-2430	485	24	30	18.36	0.42
CT-WS0G-2436	546	24	36	14.73	0.5
CT-WS0G-3018	450	30	18	13.73	0.31
CT-WS0G-3024	485	30	24	18.4	0.4
CT-WS0G-3030	570	30	30	22.99	0.52
CT-WS0G-3036	605	30	36	15.73	0.63
CT-WS0G-3618	472	36	18	16.51	0.38
CT-WS0G-3624	499	36	24	22.1	0.5
CT-WS0G-3630	605	36	30	27.62	0.63
CT-WS0G-3636	627	36	36	16.73	0.75
CT-WS0G-4218	535	42	18	19.29	0.44
CT-WS0G-4224	583	42	24	25.8	0.6
CT-WS0G-4230	653	42	30	32.25	0.73
CT-WS0G-4236	681	42	36	17.73	0.88
CT-WS0G-4818	565	48	18	22.06	0.5
CT-WS0G-4824	627	48	24	29.5	0.7
CT-WS0G-4830	706	48	30	36.88	0.83
CT-WS0G-4836	736	48	36	18.73	1
CT-WS0G-5418	666	54	18	24.69	0.56
CT-WS0G-5424	759	54	24	33	0.8
CT-WS0G-5430	790	54	30	41.35	0.94
CT-WS0G-5436	821	54	36	19.73	1.13

Code	Price	W (in.)	D 1 (in.)	Weight (lb)	Volume (ft³)
CT-WS0G-6018	727	60	18	27.46	0.63
CT-WS0G-6024	794	60	24	36.7	0.8
CT-WS0G-6030	838	60	30	45.98	1.04
CT-WS0G-6036	877	60	36	20.73	1.25
CT-WS0G-6618	832	66	18	30.24	0.69
CT-WS0G-6624	885	66	24	40.4	0.9
CT-WS0G-6630	955	66	30	50.61	1.15
CT-WS0G-6636	997	66	36	21.73	1.38
CT-WS0G-7218	880	72	18	33.02	0.75
CT-WS0G-7224	923	72	24	44.1	1
CT-WS0G-7230	979	72	30	55.24	1.25
CT-WS0G-7236	1026	72	36	22.73	1.5
CT-WS0G-7818	954	78	18	35.8	0.81
CT-WS0G-7824	1005	78	24	47.8	1.1
CT-WS0G-7830	1066	78	30	59.86	1.35
CT-WS0G-7836	1114	78	36	23.73	1.63
CT-WS0G-8418	1031	84	18	38.57	0.88
CT-WS0G-8424	1085	84	24	51.5	1.2
CT-WS0G-8430	1151	84	30	64.49	1.46
CT-WS0G-8436	1204	84	36	24.73	1.75
CT-WS0G-9018	1178	90	18	41.2	0.94
CT-WS0G-9024	1235	90	24	55.1	1.3
CT-WS0G-9030	1309	90	30	68.97	1.56
CT-WS0G-9036	1369	90	36	25.73	1.88
CT-WS0G-9618	1269	96	18	43.97	1
CT-WS0G-9624	1333	96	24	58.8	1.3
CT-WS0G-9630	1419	96	30	73.6	1.67
CT-WS0G-9636	1474	96	36	26.73	2

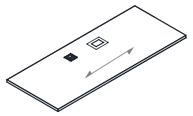

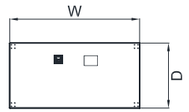

What's Included:

Straight worksurface with a cable grommet and a power grommet.

Notes:

Grain direction is indicated in the above illustration.

Keyboard tray can be mounted to this worksurface. Refer to the Accessories section on page 164 for details.

How to Specify:

Specify laminate color.

The worksurface trim color will default to match the laminate color. Unless otherwise specified, see the laminate finish card for details.

Not all laminate colors are available in 1.5-inch thick worksurfaces, see the laminate finish card for details.

Edge profile must be specified for 1.5-inch thick worksurfaces

Options:

thickness	**C** 1-inch **CT** 1.5-inch
width	36, 42, 48, 54, 60, 66, 72, 78, 84, 90, 96
depth	24, 30
surface finish	laminate colors
edge profile (1.5-inch only)	straight

Code	Price	H (in)	W (in.)	Wt. (lb)	Vol. (ft³)
1" Thick					
C-WSPG-3624	1262	36	24	17.28	0.5
C-WSPG-3630	1335	36	30	21.6	0.63
C-WSPG-4224	1325	42	24	20.16	0.58
C-WSPG-4230	1377	42	30	25.2	0.73
C-WSPG-4824	1359	48	24	23.04	0.67
C-WSPG-4830	1419	48	30	28.8	0.83
C-WSPG-5424	1454	54	24	25.92	0.75
C-WSPG-5430	1476	54	30	32.4	0.94
C-WSPG-6024	1477	60	24	28.8	0.83
C-WSPG-6030	1513	60	30	36	1.04
C-WSPG-6624	1546	66	24	31.68	0.92
C-WSPG-6630	1601	66	30	39.6	1.15
C-WSPG-7224	1574	72	24	34.56	1
C-WSPG-7230	1618	72	30	43.2	1.25
C-WSPG-7824	1635	78	24	37.44	1.08
C-WSPG-7830	1684	78	30	46.8	1.35
C-WSPG-8424	1695	84	24	40.32	1.17
C-WSPG-8430	1743	84	30	50.4	1.46
C-WSPG-9024	1806	90	24	43.2	1.25
C-WSPG-9030	1865	90	30	54	1.56
C-WSPG-9624	1880	96	24	46.08	1.33
C-WSPG-9630	1939	96	30	57.6	1.67

Code	Price	H (in)	W (in.)	Wt. (lb)	Vol. (ft³)
1.5" Thick					
CT-WSPG-3624	1391	36	24	17.28	0.5
CT-WSPG-3630	1498	36	30	21.6	0.63
CT-WSPG-4224	1475	42	24	20.16	0.58
CT-WSPG-4230	1545	42	30	25.2	0.73
CT-WSPG-4824	1517	48	24	23.04	0.67
CT-WSPG-4830	1601	48	30	28.8	0.83
CT-WSPG-5424	1650	54	24	25.92	0.75
CT-WSPG-5430	1685	54	30	32.4	0.94
CT-WSPG-6024	1690	60	24	28.8	0.83
CT-WSPG-6030	1731	60	30	36	1.04
CT-WSPG-6624	1777	66	24	31.68	0.92
CT-WSPG-6630	1846	66	30	39.6	1.15
CT-WSPG-7224	1815	72	24	34.56	1
CT-WSPG-7230	1870	72	30	43.2	1.25
CT-WSPG-7824	1898	78	24	37.44	1.08
CT-WSPG-7830	1960	78	30	46.8	1.35
CT-WSPG-8424	1977	84	24	40.32	1.17
CT-WSPG-8430	2045	84	30	50.4	1.46
CT-WSPG-9024	2129	90	24	43.2	1.25
CT-WSPG-9030	2202	90	30	54	1.56
CT-WSPG-9624	2229	96	24	46.08	1.33
CT-WSPG-9630	2311	96	30	57.6	1.67

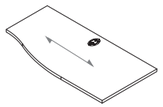

straight end
right hand

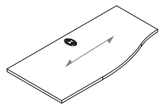

straight end
left hand

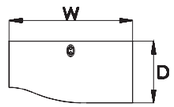

What's Included:

Wave Return, grommets
(24 to 48-inch worksurfaces include one grommet, 54 to 84-inch worksurfaces include two grommets, 90 to 96-inch worksurfaces include three grommets).

Notes:

Grain direction is indicated in the above illustration.

Worksurfaces 54-inches and longer require a horizontal surface support (CH00), which must be specified separately.

How To Specify:

Specify laminate color.

The wave return worksurface must be specified as left or right.

The worksurface trim color will default to match the laminate color unless otherwise specified, see the laminate finish card for details.

Edge profile must be specified for 1.5-inch thick worksurfaces.

Options:

thickness	**C** 1-inch	**CT** 1.5-inch
end shape	straight end	curved end
hand	**R** right	**L** left
width	30, 36, 42, 48, 54, 60, 66, 72, 78, 84, 90, 96	
depth	24, 30, 36	
surface finish	laminate colors	
edge profile (1.5-inch only)	straight	

Code	Price	H (in)	W (in.)	Wt. (lb)	Vol. (ft³)
1″ Thick					
C-WW0G-3024-L	370	30	24	18.36	0.42
C-WW0G-3024-R	370	30	24	18.36	0.42
C-WW0G-3030-L	444	30	30	22.99	0.52
C-WW0G-3030-R	444	30	30	22.99	0.52
C-WW0G-3036-L	480	30	36	34.48	0.94
C-WW0G-3036-R	480	30	36	34.48	0.94
C-WW0G-3624-L	383	36	24	22.99	0.5
C-WW0G-3624-R	383	36	24	22.99	0.5
C-WW0G-3630-L	477	36	30	27.62	0.63
C-WW0G-3630-R	477	36	30	27.62	0.63
C-WW0G-3636-L	513	36	36	41.43	1.13
C-WW0G-3636-R	513	36	36	41.43	1.13
C-WW0G-4224-L	457	42	24	25.77	0.58
C-WW0G-4224-R	457	42	24	25.77	0.58
C-WW0G-4230-L	507	42	30	32.25	0.73
C-WW0G-4230-R	507	42	30	32.25	0.73
C-WW0G-4236-L	540	42	36	48.37	1.31
C-WW0G-4236-R	540	42	36	48.37	1.31
C-WW0G-4824-L	487	48	24	29.47	0.67
C-WW0G-4824-R	487	48	24	29.47	0.67
C-WW0G-4830-L	552	48	30	36.88	0.83
C-WW0G-4830-R	552	48	30	36.88	0.83
C-WW0G-4836-L	582	48	36	55.31	1.5
C-WW0G-4836-R	582	48	36	55.31	1.5
C-WW0G-5424-L	560	54	24	33.02	0.75
C-WW0G-5424-R	560	54	24	33.02	0.75
C-WW0G-5430-L	608	54	30	41.35	0.94
C-WW0G-5430-R	608	54	30	41.35	0.94
C-WW0G-5436-L	642	54	36	62.02	1.69
C-WW0G-5436-R	642	54	36	62.02	1.69
C-WW0G-6024-L	615	60	24	36.72	0.83
C-WW0G-6024-R	615	60	24	36.72	0.83
C-WW0G-6030-L	647	60	30	45.98	1.04
C-WW0G-6030-R	647	60	30	45.98	1.04
C-WW0G-6036-L	680	60	36	68.97	1.88
C-WW0G-6036-R	680	60	36	68.97	1.88

Code	Price	H (in)	W (in.)	Wt. (lb)	Vol. (ft³)
C-WW0G-6624-L	689	66	24	40.42	0.92
C-WW0G-6624-R	689	66	24	40.42	0.92
C-WW0G-6630-L	731	66	30	50.61	1.15
C-WW0G-6630-R	731	66	30	50.61	1.15
C-WW0G-6636-L	765	66	36	75.91	2.06
C-WW0G-6636-R	765	66	36	75.91	2.06
C-WW0G-7224-L	709	72	24	44.13	1
C-WW0G-7224-R	709	72	24	44.13	1
C-WW0G-7230-L	756	72	30	55.24	1.25
C-WW0G-7230-R	756	72	30	55.24	1.25
C-WW0G-7236-L	784	72	36	82.85	2.25
C-WW0G-7236-R	784	72	36	82.85	2.25
C-WW0G-7824-L	776	78	24	47.83	1.08
C-WW0G-7824-R	776	78	24	47.83	1.08
C-WW0G-7830-L	804	78	30	59.86	1.35
C-WW0G-7830-R	804	78	30	59.86	1.35
C-WW0G-7836-L	837	78	36	89.79	2.44
C-WW0G-7836-R	837	78	36	89.79	2.44
C-WW0G-8424-L	840	84	24	61.53	1.17
C-WW0G-8424-R	840	84	24	61.53	1.17
C-WW0G-8430-L	862	84	30	64.49	1.46
C-WW0G-8430-R	862	84	30	64.49	1.46
C-WW0G-8436-L	906	84	36	96.74	2.63
C-WW0G-8436-R	906	84	36	96.74	2.63
C-WW0G-9024-L	954	90	24	55.08	1.25
C-WW0G-9024-R	954	90	24	55.08	1.25
C-WW0G-9030-L	978	90	30	68.97	1.56
C-WW0G-9030-R	978	90	30	68.97	1.56
C-WW0G-9036-L	1026	90	36	103.45	2.81
C-WW0G-9036-R	1026	90	36	103.45	2.81
C-WW0G-9624-L	1034	96	24	88.17	2
C-WW0G-9624-R	1034	96	24	88.17	2
C-WW0G-9630-L	1064	96	30	103.45	2.5
C-WW0G-9630-R	1064	96	30	103.45	2.5
C-WW0G-9636-L	1104	96	36	110.4	3
C-WW0G-9636-R	1104	96	36	110.4	3

Code	Price	W (in.)	D 1 (in.)	Weight (lb)	Volume (ft³)
1.5″ Thick					
CT-WW0G-3024-L	499	30	24	18.36	0.42
CT-WW0G-3024-R	499	30	24	18.36	0.42
CT-WW0G-3030-L	605	30	30	22.99	0.52
CT-WW0G-3030-R	605	30	30	22.99	0.52
CT-WW0G-3036-L	652	30	36	34.48	0.94
CT-WW0G-3036-R	652	30	36	34.48	0.94
CT-WW0G-3624-L	521	36	24	22.99	0.5
CT-WW0G-3624-R	521	36	24	22.99	0.5
CT-WW0G-3630-L	646	36	30	27.62	0.63
CT-WW0G-3630-R	646	36	30	27.62	0.63
CT-WW0G-3636-L	694	36	36	41.43	1.13
CT-WW0G-3636-R	694	36	36	41.43	1.13
CT-WW0G-4224-L	611	42	24	25.77	0.58
CT-WW0G-4224-R	611	42	24	25.77	0.58
CT-WW0G-4230-L	687	42	30	32.25	0.73
CT-WW0G-4230-R	687	42	30	32.25	0.73
CT-WW0G-4236-L	728	42	36	48.37	1.31
CT-WW0G-4236-R	728	42	36	48.37	1.31
CT-WW0G-4824-L	658	48	24	29.47	0.67
CT-WW0G-4824-R	658	48	24	29.47	0.67
CT-WW0G-4830-L	741	48	30	36.88	0.83
CT-WW0G-4830-R	741	48	30	36.88	0.83
CT-WW0G-4836-L	785	48	36	55.31	1.5
CT-WW0G-4836-R	785	48	36	55.31	1.5
CT-WW0G-5424-L	759	54	24	33.02	0.75
CT-WW0G-5424-R	759	54	24	33.02	0.75
CT-WW0G-5430-L	820	54	30	41.35	0.94
CT-WW0G-5430-R	820	54	30	41.35	0.94
CT-WW0G-5436-L	862	54	36	62.02	1.69
CT-WW0G-5436-R	862	54	36	62.02	1.69
CT-WW0G-6024-L	833	60	24	36.72	0.83
CT-WW0G-6024-R	833	60	24	36.72	0.83
CT-WW0G-6030-L	877	60	30	45.98	1.04
CT-WW0G-6030-R	877	60	30	45.98	1.04
CT-WW0G-6036-L	911	60	36	68.97	1.88
CT-WW0G-6036-R	911	60	36	68.97	1.88

Code	Price	W (in.)	D 1 (in.)	Weight (lb)	Volume (ft³)
CT-WW0G-6624-L	932	66	24	40.42	0.92
CT-WW0G-6624-R	932	66	24	40.42	0.92
CT-WW0G-6630-L	990	66	30	50.61	1.15
CT-WW0G-6630-R	990	66	30	50.61	1.15
CT-WW0G-6636-L	1032	66	36	75.91	2.06
CT-WW0G-6636-R	1032	66	36	75.91	2.06
CT-WW0G-7224-L	960	72	24	44.13	1
CT-WW0G-7224-R	960	72	24	44.13	1
CT-WW0G-7230-L	1020	72	30	55.24	1.25
CT-WW0G-7230-R	1020	72	30	55.24	1.25
CT-WW0G-7236-L	1062	72	36	82.85	2.25
CT-WW0G-7236-R	1062	72	36	82.85	2.25
CT-WW0G-7824-L	1046	78	24	47.83	1.08
CT-WW0G-7824-R	1046	78	24	47.83	1.08
CT-WW0G-7830-L	1085	78	30	59.86	1.35
CT-WW0G-7830-R	1085	78	30	59.86	1.35
CT-WW0G-7836-L	1127	78	36	89.79	2.44
CT-WW0G-7836-R	1127	78	36	89.79	2.44
CT-WW0G-8424-L	1129	84	24	61.53	1.17
CT-WW0G-8424-R	1129	84	24	61.53	1.17
CT-WW0G-8430-L	1166	84	30	64.49	1.46
CT-WW0G-8430-R	1166	84	30	64.49	1.46
CT-WW0G-8436-L	1223	84	36	96.74	2.63
CT-WW0G-8436-R	1223	84	36	96.74	2.63
CT-WW0G-9024-L	1285	90	24	55.08	1.25
CT-WW0G-9024-R	1285	90	24	55.08	1.25
CT-WW0G-9030-L	1319	90	30	68.97	1.56
CT-WW0G-9030-R	1319	90	30	68.97	1.56
CT-WW0G-9036-L	1379	90	36	103.45	2.81
CT-WW0G-9036-R	1379	90	36	103.45	2.81
CT-WW0G-9624-L	1397	96	24	88.17	2
CT-WW0G-9624-R	1397	96	24	88.17	2
CT-WW0G-9630-L	1436	96	30	103.45	2.5
CT-WW0G-9630-R	1436	96	30	103.45	2.5
CT-WW0G-9636-L	1491	96	36	110.4	3
CT-WW0G-9636-R	1491	96	36	110.4	3

Code	Price	W (in.)	D 1 (in.)	Weight (lb)	Volume (ft³)
1.5″ Thick - Right Hand					
CT-WWRG-3024-R	479	30	24	18.36	0.42
CT-WWRG-3030-R	586	30	30	22.99	0.52
CT-WWRG-3624-R	496	36	24	22.99	0.5
CT-WWRG-3630-R	624	36	30	27.62	0.63
CT-WWRG-4224-R	593	42	24	25.77	0.58
CT-WWRG-4230-R	661	42	30	32.25	0.73
CT-WWRG-4824-R	637	48	24	29.47	0.67
CT-WWRG-4830-R	716	48	30	36.88	0.83
CT-WWRG-5424-R	728	54	24	33.02	0.75
CT-WWRG-5430-R	791	54	30	41.35	0.94
CT-WWRG-6024-R	805	60	24	36.72	0.83
CT-WWRG-6030-R	836	60	30	45.98	1.04
CT-WWRG-6624-R	893	66	24	40.42	0.92
CT-WWRG-6630-R	949	66	30	50.61	1.15
CT-WWRG-7224-R	921	72	24	44.13	1
CT-WWRG-7230-R	975	72	30	55.24	1.25
CT-WWRG-7824-R	999	78	24	47.83	1.08
CT-WWRG-7830-R	1040	78	30	59.86	1.35
CT-WWRG-8424-R	1084	84	24	61.53	1.17
CT-WWRG-8430-R	1116	84	30	64.49	1.46
CT-WWRG-9024-R	1223	90	24	55.08	1.25
CT-WWRG-9030-R	1261	90	30	68.97	1.56

Code	Price	W (in.)	D 1 (in.)	Weight (lb)	Volume (ft³)
1.5″ Thick - Left Hand					
CT-WWLG-3024-L	479	30	24	18.36	0.42
CT-WWLG-3030-L	586	30	30	22.99	0.52
CT-WWLG-3624-L	496	36	24	22.99	0.5
CT-WWLG-3630-L	624	36	30	27.62	0.63
CT-WWLG-4224-L	593	42	24	25.77	0.58
CT-WWLG-4230-L	661	42	30	32.25	0.73
CT-WWLG-4824-L	637	48	24	29.47	0.67
CT-WWLG-4830-L	716	48	30	36.88	0.83
CT-WWLG-5424-L	728	54	24	33.02	0.75
CT-WWLG-5430-L	791	54	30	41.35	0.94
CT-WWLG-6024-L	805	60	24	36.72	0.83
CT-WWLG-6030-L	836	60	30	45.98	1.04
CT-WWLG-6624-L	893	66	24	40.42	0.92
CT-WWLG-6630-L	949	66	30	50.61	1.15
CT-WWLG-7224-L	921	72	24	44.13	1
CT-WWLG-7230-L	975	72	30	55.24	1.25
CT-WWLG-7824-L	999	78	24	47.83	1.08
CT-WWLG-7830-L	1040	78	30	59.86	1.35
CT-WWLG-8424-L	1084	84	24	61.53	1.17
CT-WWLG-8430-L	1116	84	30	64.49	1.46
CT-WWLG-9024-L	1223	90	24	55.08	1.25
CT-WWLG-9030-L	1261	90	30	68.97	1.56

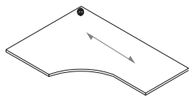

straight end
right hand

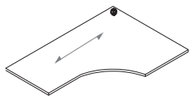

straight end
left hand

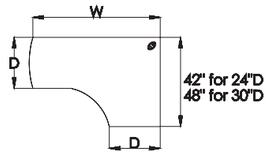

What's Included:

Extended Corner with curved front, grommets (48-inch worksurfaces include one grommet, 54-inch worksurfaces and above include two grommets).

Notes:

Grain direction is indicated in the above illustration.

Worksurfaces 54-inches and longer require a horizontal surface support (CH00), which must be specified separately.

How To Specify:

Specify laminate color.

The straight worksurface with curved end must be specified as left or right. When the straight end is specified, the handed end will be longer. When the curved end is specified, the handed end will be longer and curved.

The worksurface trim color will default to match the laminate color unless otherwise specified, see the laminate finish card for details.

Edge profile must be specified for 1.5-inch thick worksurfaces.

Keyboard tray can be mounted to this worksurface. Refer to the Accessories section on page 164 for details.

Options:

thickness	**C** 1-inch	**CT** 1.5-inch
hand	**R** right	**L** left
width	36, 42, 48	
depth	18, 24, 30	
length	48, 54, 60, 66, 72	
surface finish	laminate colors	
edge profile (1.5-inch only)	straight	

Code	Price	H (in)	W (in.)	Wt. (lb)	Vol. (ft³)
1" Thick - Straight End					
C-W5E0-4218-L	806	42	18	29.09	0.8
C-W5E0-4218-R	806	42	18	29.09	0.8
C-W5E0-4818-L	845	48	18	33.23	0.9
C-W5E0-4818-R	845	48	18	33.23	0.9
C-W5E0-4824-L	887	48	24	38.77	1.2
C-W5E0-4824-R	887	48	24	38.77	1.2
C-W5E0-5418-L	900	54	18	37.38	1
C-W5E0-5418-R	900	54	18	37.38	1
C-W5E0-5424-L	933	54	24	43.62	1.3
C-W5E0-5424-R	933	54	24	43.62	1.3
C-W5E0-5430-L	1018	54	30	49.85	1.5
C-W5E0-5430-R	1018	54	30	49.85	1.5
C-W5E0-6018-L	937	60	18	41.54	1.1
C-W5E0-6018-R	937	60	18	41.54	1.1
C-W5E0-6024-L	984	60	24	48.46	1.5
C-W5E0-6024-R	984	60	24	48.46	1.5
C-W5E0-6030-L	1099	60	30	55.38	1.7
C-W5E0-6030-R	1099	60	30	55.38	1.7
C-W5E0-6630-L	1185	66	30	60.92	1.9
C-W5E0-6630-R	1185	66	30	60.92	1.9
C-W5E0-7230-L	1265	72	30	66.46	2.1
C-W5E0-7230-R	1265	72	30	66.46	2.1

Code	Price	H (in)	W (in.)	Wt. (lb)	Vol. (ft³)
1.5" Thick - Straight End					
CT-W5E0-4218-L	1087	42	18	29.09	0.8
CT-W5E0-4218-R	1087	42	18	29.09	0.8
CT-W5E0-4818-L	1142	48	18	33.23	0.9
CT-W5E0-4818-R	1142	48	18	33.23	0.9
CT-W5E0-4824-L	1195	48	24	38.77	1.2
CT-W5E0-4824-R	1195	48	24	38.77	1.2
CT-W5E0-5418-L	1215	54	18	37.38	1
CT-W5E0-5418-R	1215	54	18	37.38	1
CT-W5E0-5424-L	1259	54	24	43.62	1.3
CT-W5E0-5424-R	1259	54	24	43.62	1.3
CT-W5E0-5430-L	1369	54	30	49.85	1.5
CT-W5E0-5430-R	1369	54	30	49.85	1.5
CT-W5E0-6018-L	1267	60	18	41.54	1.1
CT-W5E0-6018-R	1267	60	18	41.54	1.1
CT-W5E0-6024-L	1330	60	24	48.46	1.5
CT-W5E0-6024-R	1330	60	24	48.46	1.5
CT-W5E0-6030-L	1490	60	30	55.38	1.7
CT-W5E0-6030-R	1490	60	30	55.38	1.7
CT-W5E0-6630-L	1630	66	30	60.92	1.9
CT-W5E0-6630-R	1630	66	30	60.92	1.9
CT-W5E0-7230-L	1744	72	30	66.46	2.1
CT-W5E0-7230-R	1744	72	30	66.46	2.1

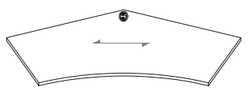

straight ends

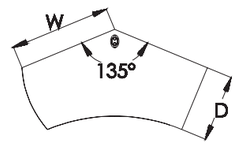

What's Included:

Angled Worksurface with curved front (135-degree), grommet

Notes:

Grain direction is indicated in the above illustration.

How To Specify:

Specify laminate color.

The worksurface trim color will default to match the laminate color unless otherwise specified, see the laminate finish card for details.

Edge profile must be specified for 1.5-inch thick worksurfaces.

Keyboard tray can be mounted to this worksurface. Refer to the Accessories section on page 164 for details.

Options:

thickness	**C** 1-inch	**CT** 1.5-inch
end shape	straight	
width	24, 30, 36, 42, 48	
depth	18, 24, 30	
surface finish	laminate colors	
edge profile (1.5-inch only)	straight	

Code	Price	W (in.)	D 1 (in.)	Weight (lb)	Volume (ft³)
1″ Thick					
C-WA00-2418	552	24	18	20	0.47
C-WA00-2424	622	24	24	24	0.56
C-WA00-3018	727	30	18	26	0.67
C-WA00-3024	758	30	24	28	0.75
C-WA00-3030	861	30	30	30	0.84
C-WA00-3618	820	36	18	28	0.91
C-WA00-3624	947	36	24	30	1.01
C-WA00-3630	1078	36	30	32	1.11
C-WA00-4218	943	42	18	30	1.1
C-WA00-4224	1050	42	24	32	1.2
C-WA00-4230	1149	42	30	34	1.4
C-WA00-4818	1140	48	18	32	1.3
C-WA00-4824	1293	48	24	34	1.4
C-WA00-4830	1415	48	30	36	1.6
1.5″ Thick					
CT-WA00-2418	741	24	18	20	0.47
CT-WA00-2424	840	24	24	24	0.56
CT-WA00-3018	983	30	18	26	0.67
CT-WA00-3024	1021	30	24	28	0.75
CT-WA00-3030	1163	30	30	30	0.84
CT-WA00-3618	1112	36	18	28	0.91
CT-WA00-3624	1274	36	24	30	1.01
CT-WA00-3630	1451	36	30	32	1.11
CT-WA00-4218	1267	42	18	30	1.1
CT-WA00-4224	1425	42	24	32	1.2
CT-WA00-4230	1572	42	30	34	1.4
CT-WA00-4818	1562	48	18	32	1.3
CT-WA00-4824	1777	48	24	34	1.4
CT-WA00-4830	1960	48	30	36	1.6

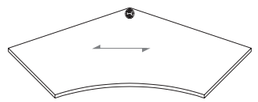

straight ends

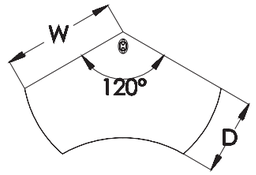

What's Included:

Flexed Worksurface with curved front (120-degree), grommet

Notes:

Grain direction is indicated in the above illustration.

How To Specify:

Specify laminate color.

The worksurface trim color will default to match the laminate color unless otherwise specified, see the laminate finish card for details.

Edge profile must be specified for 1.5-inch thick worksurfaces.

Keyboard tray can be mounted to this worksurface. Refer to the Accessories section on page 164 for details.

Options:

thickness	**C** 1-inch	**CT** 1.5-inch
end shape	**0** straight	
width	24, 30, 36, 42, 48, 54	
depth	18, 24, 30	
surface finish	laminate colors	
edge profile (1.5-inch only)	straight	

Code	Price	W (in.)	D 1 (in.)	Weight (lb)	Volume (ft³)
1″ Thick					
C-WF00-2418	540	24	18	5.18	0.25
C-WF00-3018	658	30	18	6.48	0.31
C-WF00-3024	760	36	18	7.78	0.38
C-WF00-3618	833	42	18	28	0.44
C-WF00-3624	933	48	18	10.37	0.5
C-WF00-3630	947	54	18	11.66	0.56
C-WF00-4218	943	30	24	8.64	0.42
C-WF00-4224	1031	36	24	10.37	0.5
C-WF00-4230	1052	42	24	12.1	0.58
C-WF00-4818	1156	48	24	13.82	0.67
C-WF00-4824	1274	54	24	15.55	0.75
C-WF00-4830	1301	36	30	12.96	0.63
C-WF00-5418	1353	42	30	15.12	0.73
C-WF00-5424	1473	48	30	17.28	0.83
C-WF00-5430	1502	54	30	19.44	0.94
1.5″ Thick					
CT-WF00-2418	728	24	18	5.18	0.25
CT-WF00-3018	891	30	18	6.48	0.31
CT-WF00-3024	1027	36	18	7.78	0.38
CT-WF00-3618	1125	42	18	28	0.44
CT-WF00-3624	1259	48	18	10.37	0.5
CT-WF00-3630	1274	54	18	11.66	0.56
CT-WF00-4218	1269	30	24	8.64	0.42
CT-WF00-4224	1397	36	24	10.37	0.5
CT-WF00-4230	1436	42	24	12.1	0.58
CT-WF00-4818	1594	48	24	13.82	0.67
CT-WF00-4824	1756	54	24	15.55	0.75
CT-WF00-4830	1806	36	30	12.96	0.63
CT-WF00-5418	1870	42	30	15.12	0.73
CT-WF00-5424	2049	48	30	17.28	0.83
CT-WF00-5430	2106	54	30	19.44	0.94

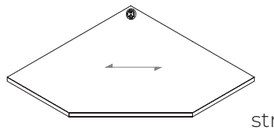

straight ends

What's Included:

5-Sided Corner Worksurface with straight front, grommet

Notes:

Grain direction is indicated in the above illustration.

How To Specify:

Specify laminate color.

The worksurface trim color will default to match the laminate color unless otherwise specified, see the laminate finish card for details.

Edge profile must be specified for 1.5-inch thick worksurfaces.

Keyboard tray can be mounted to this worksurface. Refer to the Accessories section on page 164 for details.

Options:

thickness	**C** 1-inch	**CT** 1.5-inch
width	36, 42, 48	
depth	18, 24, 30	
surface finish	laminate colors	
edge profile (1.5-inch only)	straight	

Code	Price	W (in.)	D 1 (in.)	Weight (lb)	Volume (ft³)
1″ Thick					
C-W5S0-3618	726	36	18	39.94	1.13
C-W5S0-3624	726	36	24	40.5	1.13
C-W5S0-4224	877	42	24	57.99	1.53
C-W5S0-4824	911	48	24	71.18	2
C-W5S0-4830	911	48	30	78.82	2
1.5″ Thick					
CT-W5S0-3618	979	36	18	39.94	1.13
CT-W5S0-3624	979	36	24	40.5	1.13
CT-W5S0-4224	1182	42	24	57.99	1.53
CT-W5S0-4824	1235	48	24	71.18	2
CT-W5S0-4830	1235	48	30	78.82	2

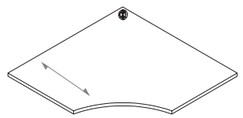

straight ends

What's Included:

5-Sided Corner Worksurface with curved front, grommet

Notes:

Grain direction is indicated in the above illustration.

Options:

thickness	**C** 1-inch	**CT** 1.5-inch
width	36, 42, 48	
depth	18, 24, 30	
surface finish	laminate colors	
edge profile (1.5-inch only)	straight	

Code	Price	W (in.)	D 1 (in.)	Weight (lb)	Volume (ft³)
1" Thick					
C-W5C0-3618	726	36	18	26.63	0.75
C-W5C0-3624	726	36	24	27	0.75
C-W5C0-4224	877	42	24	38.66	1.02
C-W5C0-4824	911	48	24	47.45	1.33
C-W5C0-4830	911	48	30	52.55	1.33
1.5" Thick					
CT-W5C0-3618	979	36	18	26.63	0.75
CT-W5C0-3624	979	36	24	27	0.75
CT-W5C0-4224	1182	42	24	38.66	1.02
CT-W5C0-4824	1235	48	24	47.45	1.33
CT-W5C0-4830	1235	48	30	52.55	1.33

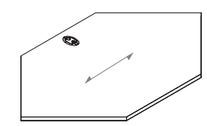

straight front

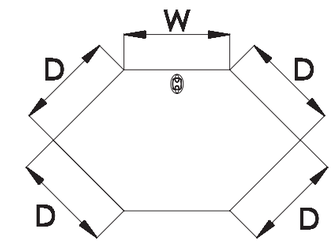

What's Included:

6-Sided Corner Worksurface with grommet.

Notes:

Grain direction is indicated in the above illustration.

How To Specify:

Specify laminate color.

The worksurface trim color will default to match the laminate color unless otherwise specified, see the laminate finish card for details.

Edge profile must be specified for 1.5-inch thick worksurfaces.

Keyboard tray can be mounted to this worksurface. Refer to the Accessories section on page 164 for details.

Options:

thickness	**C** 1-inch	**CT** 1.5-inch
end shape	**0** straight	
width	24	
depth	24, 30	
surface finish	laminate colors	
edge profile (1.5-inch only)	straight	

Code	Price	W (in.)	D 1 (in.)	Weight (lb)	Volume (ft³)
1" Thick					
C-W6SG-2424	887	24	24	27	0.75
C-W6SG-3024	933	30	24	27	0.87
1.5" Thick					
CT-W6CG-2424	1195	24	24	27	0.75
CT-W6CG-3024	1259	30	24	27	0.87

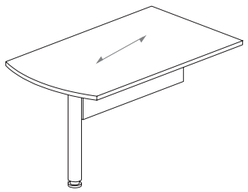

30-inches

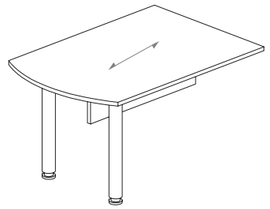

36-inches

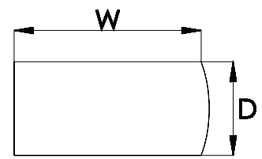

What's Included:

Panel-Mounted D-Table, metal support post, laminate partial modesty panel.

Notes:

Grain direction is indicated in the above illustration.

How To Specify:

Specify laminate color.

The worksurface trim color will default to match the laminate color unless otherwise specified, see the laminate finish card for details.

Edge profile must be specified for 1.5-inch thick worksurfaces.

The color of the modesty panel will default to match the worksurface.

Options:

thickness	**C** 1-inch	**CT** 1.5-inch
width	60, 66, 72, 78, 84	
depth	30, 36	
surface finish	laminate colors	
edge profile (1.5-inch only)	straight	
support finish	metal colors	

How to Order and Read your Code:

C or **CT**	**WD00**	**72**	**36**
product line	item	width	depth

Code	Price	H (in)	W (in.)	Wt. (lb)	Vol. (ft³)
1" Thick - Without Grommet					
C-WD00-6030	887	60	30	63.27	1.04
C-WD00-6036	971	60	36	78.14	1.25
C-WD00-6630	1046	66	30	69.75	1.15
C-WD00-6636	1149	66	36	85.54	1.38
C-WD00-7230	1128	72	30	76.22	1.25
C-WD00-7236	1238	72	36	92.94	1.5
C-WD00-7830	1305	78	30	82.7	1.35
C-WD00-7836	1431	78	36	100.34	1.63
C-WD00-8430	1371	84	30	89.18	1.46
C-WD00-8436	1504	84	36	107.74	1.75
1" Thick - With Grommet					
C-WD0G-6030	910	60	30	63.27	1.04
C-WD0G-6036	998	60	36	78.14	1.25
C-WD0G-6630	1071	66	30	69.75	1.15
C-WD0G-6636	1182	66	36	85.54	1.38
C-WD0G-7230	1154	72	30	76.22	1.25
C-WD0G-7236	1269	72	36	92.94	1.5
C-WD0G-7830	1331	78	30	82.7	1.35
C-WD0G-7836	1458	78	36	100.34	1.63
C-WD0G-8430	1396	84	30	89.18	1.46
C-WD0G-8436	1537	84	36	107.74	1.75

Code	Price	H (in)	W (in.)	Wt. (lb)	Vol. (ft³)
1.5" Thick - Without Grommet					
CT-WD00-6030	1063	60	30	63.27	1.04
CT-WD00-6036	1166	60	36	78.14	1.25
CT-WD00-6630	1256	66	30	69.75	1.15
CT-WD00-6636	1377	66	36	85.54	1.38
CT-WD00-7230	1355	72	30	76.22	1.25
CT-WD00-7236	1490	72	36	92.94	1.5
CT-WD00-7830	1564	78	30	82.7	1.35
CT-WD00-7836	1721	78	36	100.34	1.63
CT-WD00-8430	1643	84	30	89.18	1.46
CT-WD00-8436	1807	84	36	107.74	1.75
1.5" Thick - Without Grommet					
CT-WD0G-6030	1092	60	30	63.27	1.04
CT-WD0G-6036	1204	60	36	78.14	1.25
CT-WD0G-6630	1285	66	30	69.75	1.15
CT-WD0G-6636	1410	66	36	85.54	1.38
CT-WD0G-7230	1385	72	30	76.22	1.25
CT-WD0G-7236	1516	72	36	92.94	1.5
CT-WD0G-7830	1601	78	30	82.7	1.35
CT-WD0G-7836	1749	78	36	100.34	1.63
CT-WD0G-8430	1678	84	30	89.18	1.46
CT-WD0G-8436	1842	84	36	107.74	1.75

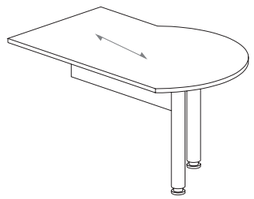

Right hand

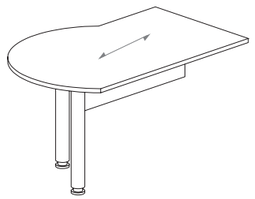

Left hand

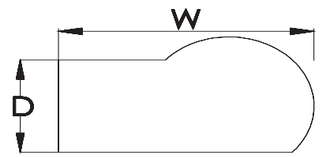

What's Included:

Panel-Mounted P-Table, 2 metal support posts, laminate partial modesty panel.

Notes:

Grain direction is indicated in the above illustration.

How To Specify:

Specify laminate color.

The panel-mounted P-table must be specified as left or right. The handed end has a bubble on the outside.

The worksurface trim color will default to match the laminate color unless otherwise specified, see the laminate finish card for details.

Edge profile must be specified for 1.5-inch thick worksurfaces. The color of the modesty panel will default to match the worksurface.

Options:

thickness	**C** 1-inch	**CT** 1.5-inch
width	60, 66, 72, 78, 84	
depth	30, 36	
hand	**R** right	**L** left
surface finish	laminate colors	
edge profile (1.5-inch only)	straight	
support finish	metal colors	

Code	Price	H (in)	W (in.)	Wt. (lb)	Vol. (ft³)
1" Thick - Without Grommet					
C-WP00-6030-L	967	60	30	73.13	1.04
C-WP00-6030-R	967	60	30	73.13	1.04
C-WP00-6036-L	1079	60	36	77	1.25
C-WP00-6036-R	1079	60	36	77	1.25
C-WP00-6630-L	1095	66	30	79.59	1.15
C-WP00-6630-R	1095	66	30	79.59	1.15
C-WP00-6636-L	1209	66	36	83	1.38
C-WP00-6636-R	1209	66	36	83	1.38
C-WP00-7230-L	1170	72	30	86.07	1.25
C-WP00-7230-R	1170	72	30	86.07	1.25
C-WP00-7236-L	1275	72	36	90	1.5
C-WP00-7236-R	1275	72	36	90	1.5
C-WP00-7830-L	1371	78	30	92.55	1.35
C-WP00-7830-R	1371	78	30	92.55	1.35
C-WP00-7836-L	1477	78	36	96	1.63
C-WP00-7836-R	1477	78	36	96	1.63
C-WP00-8430-L	1475	84	30	99.02	1.46
C-WP00-8430-R	1475	84	30	99.02	1.46
C-WP00-8436-L	1616	84	36	103	1.75
C-WP00-8436-R	1616	84	36	103	1.75
1" Thick - With Grommet					
C-WP0G-6030-L	983	60	30	80	0.8
C-WP0G-6030-R	983	60	30	80	0.8
C-WP0G-6036-L	1092	60	36	80	1
C-WP0G-6036-R	1092	60	36	80	1
C-WP0G-6630-L	1114	66	30	83	0.9
C-WP0G-6630-R	1114	66	30	83	0.9
C-WP0G-6636-L	1224	66	36	83	1.2
C-WP0G-6636-R	1224	66	36	83	1.2
C-WP0G-7230-L	1185	72	30	86	1
C-WP0G-7230-R	1185	72	30	86	1
C-WP0G-7236-L	1298	72	36	86	1.3
C-WP0G-7236-R	1298	72	36	86	1.3
C-WP0G-7830-L	1389	78	30	89	1.1
C-WP0G-7830-R	1389	78	30	89	1.1
C-WP0G-7836-L	1498	78	36	89	1.4
C-WP0G-7836-R	1498	78	36	89	1.4
C-WP0G-8430-L	1494	84	30	99.02	1.46
C-WP0G-8430-R	1494	84	30	99.02	1.46
C-WP0G-8436-L	1631	84	36	103	1.75
C-WP0G-8436-R	1631	84	36	103	1.75

Code	Price	H (in)	W (in.)	Wt. (lb)	Vol. (ft³)
1.5" Thick - Without Grommet					
CT-WP00-6030-L	1163	60	30	73.13	1.04
CT-WP00-6030-R	1163	60	30	73.13	1.04
CT-WP00-6036-L	1298	60	36	77	1.25
CT-WP00-6036-R	1298	60	36	77	1.25
CT-WP00-6630-L	1317	66	30	79.59	1.15
CT-WP00-6630-R	1317	66	30	79.59	1.15
CT-WP00-6636-L	1449	66	36	83	1.38
CT-WP00-6636-R	1449	66	36	83	1.38
CT-WP00-7230-L	1403	72	30	86.07	1.25
CT-WP00-7230-R	1403	72	30	86.07	1.25
CT-WP00-7236-L	1538	72	36	90	1.5
CT-WP00-7236-R	1538	72	36	90	1.5
CT-WP00-7830-L	1643	78	30	92.55	1.35
CT-WP00-7830-R	1643	78	30	92.55	1.35
CT-WP00-7836-L	1777	78	36	96	1.63
CT-WP00-7836-R	1777	78	36	96	1.63
CT-WP00-8430-L	1776	84	30	99.02	1.46
CT-WP00-8430-R	1776	84	30	99.02	1.46
CT-WP00-8436-L	1937	84	36	103	1.75
CT-WP00-8436-R	1937	84	36	103	1.75
1.5" Thick - With Grommet					
CT-WP0G-6030-L	1178	60	30	80	0.8
CT-WP0G-6030-R	1178	60	30	80	0.8
CT-WP0G-6036-L	1310	60	36	80	1
CT-WP0G-6036-R	1310	60	36	80	1
CT-WP0G-6630-L	1332	66	30	83	0.9
CT-WP0G-6630-R	1332	66	30	83	0.9
CT-WP0G-6636-L	1469	66	36	83	1.2
CT-WP0G-6636-R	1469	66	36	83	1.2
CT-WP0G-7230-L	1420	72	30	86	1
CT-WP0G-7230-R	1420	72	30	86	1
CT-WP0G-7236-L	1550	72	36	86	1.3
CT-WP0G-7236-R	1550	72	36	86	1.3
CT-WP0G-7830-L	1663	78	30	89	1.1
CT-WP0G-7830-R	1663	78	30	89	1.1
CT-WP0G-7836-L	1792	78	36	89	1.4
CT-WP0G-7836-R	1792	78	36	89	1.4
CT-WP0G-8430-L	1791	84	30	99.02	1.46
CT-WP0G-8430-R	1791	84	30	99.02	1.46
CT-WP0G-8436-L	1951	84	36	103	1.75
CT-WP0G-8436-R	1951	84	36	103	1.75

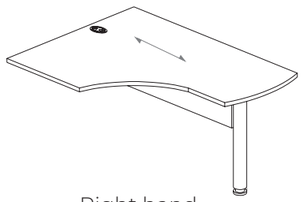

Right hand

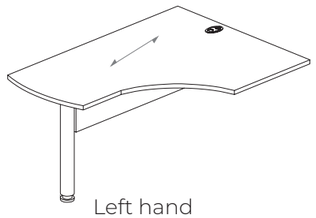

Left hand

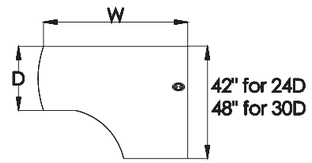

What's Included:

Panel-Mounted J-Table, grommet, metal support post, laminate partial modesty panel.

Notes:

Grain direction is indicated in the above illustration.

How To Specify:

Specify laminate color.

Specify metal color for support posts.

The panel-mounted J-table must be specified as left or right. The handed end is the longer side of the J-tab

The worksurface trim color will default to match the laminate color unless otherwise specified, see the laminate finish card for details.

Edge profile must be specified for 1.5-inch thick worksurfaces.

The color of the modesty will default to match the worksurface.

Keyboard tray can be mounted to this worksurface. Refer to the Accessories section on page 164 for details.

Options:

thickness	**C** 1-inch	**CT** 1.5-inch
width	60, 66, 72, 78	
depth	24, 30	
hand	**R** right	**L** left
surface finish	laminate colors	
edge profile (1.5-inch only)	straight	
support finish	metal colors	

Code	Price	W (in.)	D 1 (in.)	Weight (lb)	Volume (ft³)
1″ Thick					
C-WJ0G-6024-L	1303	60	24	120	1.25
C-WJ0G-6024-R	1303	60	24	120	1.25
C-WJ0G-6030-L	1395	60	30	120	1.56
C-WJ0G-6030-R	1395	60	30	120	1.56
C-WJ0G-6624-L	1385	66	24	124.5	1.38
C-WJ0G-6624-R	1385	66	24	124.5	1.38
C-WJ0G-6630-L	1501	66	30	124.5	1.72
C-WJ0G-6630-R	1501	66	30	124.5	1.72
C-WJ0G-7224-L	1491	72	24	129	1.5
C-WJ0G-7224-R	1491	72	24	129	1.5
C-WJ0G-7230-L	1578	72	30	129	1.88
C-WJ0G-7230-R	1578	72	30	129	1.88
C-WJ0G-7824-L	1574	78	24	133.5	1.63
C-WJ0G-7824-R	1574	78	24	133.5	1.63
C-WJ0G-7830-L	1763	78	30	133.5	2.03
C-WJ0G-7830-R	1763	78	30	133.5	2.03
1.5″ Thick					
CT-WJ0G-6024-L	1563	60	24	120	1.25
CT-WJ0G-6024-R	1563	60	24	120	1.25
CT-WJ0G-6030-L	1676	60	30	120	1.56
CT-WJ0G-6030-R	1676	60	30	120	1.56
CT-WJ0G-6624-L	1664	66	24	124.5	1.38
CT-WJ0G-6624-R	1664	66	24	124.5	1.38
CT-WJ0G-6630-L	1802	66	30	124.5	1.72
CT-WJ0G-6630-R	1802	66	30	124.5	1.72
CT-WJ0G-7224-L	1792	72	24	129	1.5
CT-WJ0G-7224-R	1792	72	24	129	1.5
CT-WJ0G-7230-L	1899	72	30	129	1.88
CT-WJ0G-7230-R	1899	72	30	129	1.88
CT-WJ0G-7824-L	1889	78	24	133.5	1.63
CT-WJ0G-7824-R	1889	78	24	133.5	1.63
CT-WJ0G-7830-L	2112	78	30	133.5	2.03
CT-WJ0G-7830-R	2112	78	30	133.5	2.03

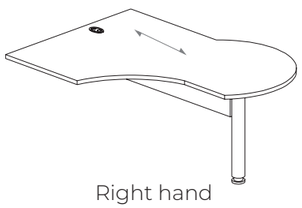

Right hand

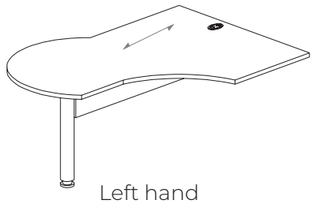

Left hand

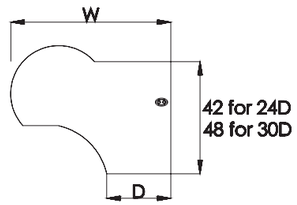

What's Included:

Panel-Mounted Y-Table, metal support posts, laminate partial modesty panel.

Notes:

Grain direction is indicated in the above illustration.

How To Specify:

Specify laminate color.

Specify metal color for support posts.

The panel-mounted Y-table must be specified as left or right. The handed end is rounded.

The worksurface trim color will default to match the laminate color unless otherwise specified, see the laminate finish card for details.

Edge profile must be specified for 1.5-inch thick worksurfaces.

The color of the modesty will default to match the worksurface.

Keyboard tray can be mounted to this worksurface. Refer to the Accessories section on page 164 for details.

Options:

thickness	**C** 1-inch	**CT** 1.5-inch
width	60, 66, 72, 78	
depth	24, 30	
hand	**R** right	**L** left
surface finish	laminate colors	
edge profile (1.5-inch only)	straight	
support finish	metal colors	

Code	Price	W (in.)	D 1 (in.)	Weight (lb)	Volume (ft³)
1" Thick					
C-WY0G-6024-L	1710	60	24	120	1.25
C-WY0G-6024-R	1710	60	24	120	1.25
C-WY0G-6624-L	1822	66	24	123	1.38
C-WY0G-6624-R	1822	66	24	123	1.38
C-WY0G-6630-L	2061	66	30	129	1.72
C-WY0G-6630-R	2061	66	30	129	1.72
C-WY0G-7224-L	1957	72	24	126	1.5
C-WY0G-7224-R	1957	72	24	126	1.5
C-WY0G-7230-L	2091	72	30	132	1.88
C-WY0G-7230-R	2091	72	30	132	1.88
C-WY0G-7824-L	2083	78	24	129	1.63
C-WY0G-7824-R	2083	78	24	129	1.63
C-WY0G-7830-L	2146	78	30	135	2.03
C-WY0G-7830-R	2146	78	30	135	2.03
C-WY0G-8430-L	2175	84	30	141	2.19
C-WY0G-8430-R	2175	84	30	141	2.19
1.5" Thick					
CT-WY0G-6024-L	2050	60	24	120	1.25
CT-WY0G-6024-R	2050	60	24	120	1.25
CT-WY0G-6624-L	2192	66	24	123	1.38
CT-WY0G-6624-R	2192	66	24	123	1.38
CT-WY0G-6630-L	2479	66	30	129	1.72
CT-WY0G-6630-R	2479	66	30	129	1.72
CT-WY0G-7224-L	2348	72	24	126	1.5
CT-WY0G-7224-R	2348	72	24	126	1.5
CT-WY0G-7230-L	2515	72	30	132	1.88
CT-WY0G-7230-R	2515	72	30	132	1.88
CT-WY0G-7824-L	2498	78	24	129	1.63
CT-WY0G-7824-R	2498	78	24	129	1.63
CT-WY0G-7830-L	2575	78	30	135	2.03
CT-WY0G-7830-R	2575	78	30	135	2.03
CT-WY0G-8430-L	2605	84	30	141	2.19
CT-WY0G-8430-R	2605	84	30	141	2.19

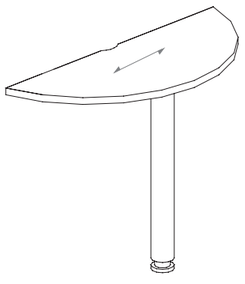

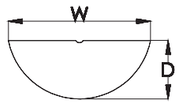

What's Included:

C-Table Extension, metal support post

Notes:

Grain direction is indicated in the above illustration.

How To Specify:

Specify laminate color.

Specify metal color for support posts.

The worksurface trim color will default to match the laminate color unless otherwise specified, see the laminate finish card for details.

Edge trim style must be specified for 1.5-inch thick worksurfaces.

Options:

thickness	**C** 1-inch	**CT** 1.5-inch
width	51, 63	
depth	16, 21, 26	
trim style	**R** radiused	**S** straight
surface finish	laminate colors	
edge profile (1.5-inch only)	straight	
support finish	metal colors	

Code	Price	W (in.)	D 1 (in.)	Weight (lb)	Volume (ft³)
1" Thick					
C-WC00-5121-S	967	51	21	38.27	3.55
C-WC00-6326-S	1039	63	26	54.56	5.41
1.5 " Thick					
CT-WC00-5121-S	1155	51	21	38.27	3.55
CT-WC00-6326-S	1246	63	26	54.56	5.41

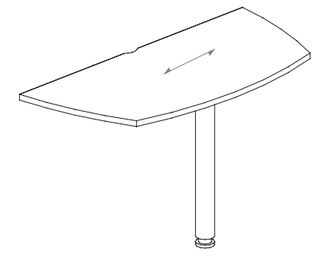

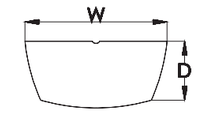

What's Included:

U-Table Extension, metal support post

Notes:

Grain direction is indicated in the above illustration.

How To Specify:

Specify laminate color.

Specify metal color for support posts.

The worksurface trim color will default to match the laminate color unless otherwise specified, see the laminate finish card for details.

Edge trim style must be specified for 1.5-inch thick worksurfaces.

Options:

thickness	**C** 1-inch	**CT** 1.5-inch
width	51, 63	
depth	18,24,28	
trim style	**R** radiused	**S** straight
surface finish	laminate colors	
edge profile (1.5-inch only)	straight	
support finish	metal colors	

Code	Price	W (in.)	D 1 (in.)	Weight (lb)	Volume (ft³)
1" Thick					
C-WU00-3918	770	39	18	13.12	0.62
C-WU00-5124-S	1021	51	24	17.14	0.81
C-WU00-6328-S	1173	63	28	21.17	1.02
1.5 " Thick					
CT-WU00-3918	923	39	18	13.12	0.62
CT-WU00-5124-S	1223	51	24	17.14	0.81
CT-WU00-6328-S	1410	63	28	21.17	1.02

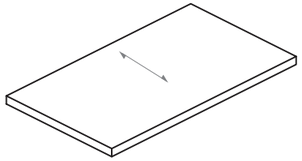

Without grommet

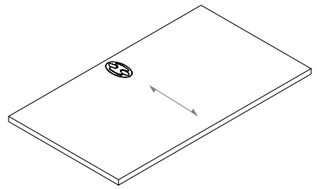

With grommet

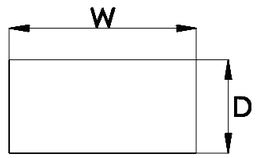

What's Included:

Bridge Surface

Notes:

Grain direction is indicated in the above illustration.

How To Specify:

The worksurface trim color will default to match the laminate color unless otherwise specified, see the laminate finish card for details.

Edge profile must be specified for 1.5-inch thick worksurfaces.

Options:

thickness	**C** 1-inch	**CT** 1.5-inch
grommet	**0** without	**G** with grommet
width	24, 30, 36, 42, 48	
depth	18, 24, 30	
surface finish	laminate colors	
edge profile (1.5-inch only)	straight	

Code	Price	H (in)	W (in.)	Wt. (lb)	Vol. (ft³)
1″ Thick - Without Grommet					
C-BS00-2418	296	24	18	5.18	0.25
C-BS00-2424	322	24	24	6.91	0.33
C-BS00-2430	339	24	30	8.64	0.42
C-BS00-3018	320	30	18	6.48	0.31
C-BS00-3024	339	30	24	8.64	0.42
C-BS00-3030	407	30	30	10.8	0.52
C-BS00-3618	334	36	18	7.78	0.38
C-BS00-3624	350	36	24	10.37	0.5
C-BS00-3630	432	36	30	12.96	0.63
C-BS00-4218	379	42	18	9.07	0.44
C-BS00-4224	414	42	24	12.1	0.58
C-BS00-4230	470	42	30	15.12	0.73
C-BS00-4818	399	48	18	10.37	0.5
C-BS00-4824	451	48	24	13.82	0.67
C-BS00-4830	511	48	30	17.28	0.83
1″ Thick - With Grommet					
C-BS0G-2418	313	24	18	5.18	0.25
C-BS0G-2424	337	24	24	6.91	0.33
C-BS0G-2430	360	24	30	8.64	0.42
C-BS0G-3018	336	30	18	6.48	0.31
C-BS0G-3024	360	30	24	8.64	0.42
C-BS0G-3030	422	30	30	10.8	0.52
C-BS0G-3618	348	36	18	7.78	0.38
C-BS0G-3624	370	36	24	10.37	0.5
C-BS0G-3630	444	36	30	12.96	0.63
C-BS0G-4218	397	42	18	9.07	0.44
C-BS0G-4224	434	42	24	12.1	0.58
C-BS0G-4230	485	42	30	15.12	0.73
C-BS0G-4818	414	48	18	10.37	0.5
C-BS0G-4824	465	48	24	13.82	0.67
C-BS0G-4830	523	48	30	17.28	0.83

Code	Price	H (in)	W (in.)	Wt. (lb)	Vol. (ft³)
1.5″ Thick - Without Grommet					
CT-BS00-2424	439	24	24	6.91	0.33
CT-BS00-2430	470	24	30	8.64	0.42
CT-BS00-3018	434	30	18	6.48	0.31
CT-BS00-3024	470	30	24	8.64	0.42
CT-BS00-3030	555	30	30	10.8	0.52
CT-BS00-3618	456	36	18	7.78	0.38
CT-BS00-3624	481	36	24	10.37	0.5
CT-BS00-3630	585	36	30	12.96	0.63
CT-BS00-4218	517	42	18	9.07	0.44
CT-BS00-4224	570	42	24	12.1	0.58
CT-BS00-4230	639	42	30	15.12	0.73
CT-BS00-4818	545	48	18	10.37	0.5
CT-BS00-4824	610	48	24	13.82	0.67
CT-BS00-4830	691	48	30	17.28	0.83
1.5″ Thick - With Grommet					
CT-BS0G-2418	422	24	18	5.18	0.25
CT-BS0G-2424	457	24	24	6.91	0.33
CT-BS0G-2430	485	24	30	8.64	0.42
CT-BS0G-3018	450	30	18	6.48	0.31
CT-BS0G-3024	485	30	24	8.64	0.42
CT-BS0G-3030	570	30	30	10.8	0.52
CT-BS0G-3618	472	36	18	7.78	0.38
CT-BS0G-3624	499	36	24	10.37	0.5
CT-BS0G-3630	605	36	30	12.96	0.63
CT-BS0G-4218	535	42	18	9.07	0.44
CT-BS0G-4224	583	42	24	12.1	0.58
CT-BS0G-4230	653	42	30	15.12	0.73
CT-BS0G-4818	565	48	18	10.37	0.5
CT-BS0G-4824	627	48	24	13.82	0.67
CT-BS0G-4830	706	48	30	17.28	0.83

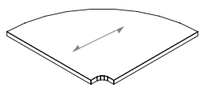

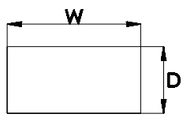

What's Included:

Radiused Extended Surface

Notes:

Grain direction is indicated in the above illustration.

How To Specify:

Specify laminate color.

Specify metal color for support posts.

The worksurface trim color will default to match the laminate color unless otherwise specified, see the laminate finish card for details.

Edge trim style must be specified for 1.5-inch thick worksurfaces.

Options:

thickness	**C** 1-inch	**CT** 1.5-inch
width	27, 33	
depth	27, 33	
surface finish	laminate colors	
edge profile (1.5-inch only)	straight	

Code	Price	W (in.)	D 1 (in.)	Weight (lb)	Volume (ft³)
1" thick					
C-WC01-2727	397	27	27	13.81	0.33
C-WC01-3333	480	33	33	14.3	0.49
1.5 " thick					
CT-WC01-2727	535	27	27	13.81	0.33
CT-WC01-3333	652	33	33	14.3	0.49

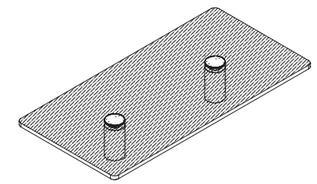

What's Included:

Tempered Glass transaction top, installation hardware, two post legs.

Notes:

The tempered glass transaction top can be mounted on top of one or two 37-inch high panel frames to provide a transaction surface for a reception station or between two workstations in a team environment.

The tempered glass transaction top is not applicable on 90, 120, or 135-degree configurations.

How To Specify:

Specify metal finish.

When the tempered glass transaction top is to be mounted over a single panel frame, specify the transaction top to be the same width as the panel frame. When it is to be mounted over two panel frames, specify the transaction top to be the total width of the two panel frames.

Options:

width	24, 30, 36, 42, 48, 54,
depth	12
metal finish	metal colors

Code	Price	W (in.)	D 1 (in.)	Weight (lb)	Volume (ft³)
C-WTGS-2412	1054	24	12	5	0.2
C-WTGS-3012	1136	30	12	6	0.2
C-WTGS-3612	1208	36	12	7	0.3
C-WTGS-4212	1274	42	12	8	0.3
C-WTGS-4812	1352	48	12	9	0.3
C-WTGS-5412	1420	54	12	10	0.3

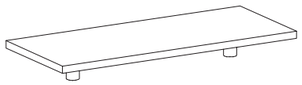

What's Included:

Laminate countertop, installation hardware, two post legs.

Notes:

How To Specify:

Specify laminate color.

Specify metal finish.

When the laminate countertop is to be mounted over a single panel frame, specify the countertop to be the same width as the panel frame. When it is to be mounted over two panel frames, specify the countertop to be the total width of the two panel frames.

Options:

width	24, 30, 36, 42, 48, 54, 60			
depth	15			
configuration	**A** 90-degree	**B** 120-degree	**C** 135-degree	**0** 180-degree
end shape	**S** - straight right 90-degree corner right 120-degree corner right 135-degree corner	left 90-degree corner left 120-degree corner left 135-degree corner	dual 90-degree corner dual 120-degree corner dual 135-degree corner	
surface finish	laminate colors			
metal finish	metal colors			

Code	Price	H (in)	W (in.)	Wt. (lb)	Vol. (ft³)
1" Thick					
C-WTL0-2415	581	24	15	4.32	0.21
C-WTL0-3015	623	30	15	5.4	0.26
C-WTL0-3615	658	36	15	6.48	0.31
C-WTL0-4215	671	42	15	7.56	0.36
C-WTL0-4815	730	48	15	8.64	0.42
C-WTL0-5415	759	54	15	9.72	0.47
C-WTL0-6015	785	60	15	10.8	0.52

Code	Price	H (in)	W (in.)	Wt. (lb)	Vol. (ft³)
1.5" Thick - 180-degree countertop					
CT-WTL0-2415	639	24	15	4.32	0.21
CT-WTL0-3015	699	30	15	5.4	0.26
CT-WTL0-3615	744	36	15	6.48	0.31
CT-WTL0-4215	764	42	15	7.56	0.36
CT-WTL0-4815	844	48	15	8.64	0.42
CT-WTL0-5415	886	54	15	9.72	0.47
CT-WTL0-6015	927	60	15	10.8	0.52

Code	Price	H (in)	W (in.)	Wt. (lb)	Vol. (ft³)
1" Thick - 90-degree corner (single)					
C-WTLA-2415-L	661	24	15	4.32	0.21
C-WTLA-2415-R	661	24	15	4.32	0.21
C-WTLA-3015-L	706	30	15	4.32	0.26
C-WTLA-3015-R	706	30	15	4.32	0.26
C-WTLA-3615-L	734	36	15	6.48	0.31
C-WTLA-3615-R	734	36	15	6.48	0.31
C-WTLA-4215-L	762	42	15	7.56	0.36
C-WTLA-4215-R	762	42	15	7.56	0.36
C-WTLA-4815-L	807	48	15	8.64	0.42
C-WTLA-4815-R	807	48	15	8.64	0.42
C-WTLA-5415-L	841	54	15	9.72	0.47
C-WTLA-5415-R	841	54	15	9.72	0.47
C-WTLA-6015-L	881	60	15	10.8	0.52
C-WTLA-6015-R	881	60	15	10.8	0.52

Code	Price	H (in)	W (in.)	Wt. (lb)	Vol. (ft³)
1.5" Thick - 90-degree corner (single)					
CT-WTLA-2415-L	741	24	15	4.32	0.21
CT-WTLA-2415-R	741	24	15	4.32	0.21
CT-WTLA-3015-L	801	30	15	4.32	0.26
CT-WTLA-3015-R	801	30	15	4.32	0.26
CT-WTLA-3615-L	827	36	15	6.48	0.31
CT-WTLA-3615-R	827	36	15	6.48	0.31
CT-WTLA-4215-L	844	42	15	7.56	0.36
CT-WTLA-4215-R	844	42	15	7.56	0.36
CT-WTLA-4815-L	891	48	15	8.64	0.42
CT-WTLA-4815-R	891	48	15	8.64	0.42
CT-WTLA-5415-L	925	54	15	9.72	0.47
CT-WTLA-5415-R	925	54	15	9.72	0.47
CT-WTLA-6015-L	961	60	15	10.8	0.52
CT-WTLA-6015-R	961	60	15	10.8	0.52

Code	Price	H (in)	W (in.)	Wt. (lb)	Vol. (ft³)
1" Thick - 90-degree corner (dual)					
C-WTLA-2415	741	24	15	4.32	0.21
C-WTLA-3015	801	30	15	4.32	0.26
C-WTLA-3615	827	36	15	6.48	0.31
C-WTLA-4215	844	42	15	7.56	0.36
C-WTLA-4815	891	48	15	8.64	0.42
C-WTLA-5415	925	54	15	9.72	0.47
C-WTLA-6015	961	60	15	10.8	0.52

Code	Price	H (in)	W (in.)	Wt. (lb)	Vol. (ft³)
1.5" Thick - 90-degree corner (dual)					
CT-WTLA-2415	838	24	15	4.32	0.21
CT-WTLA-3015	911	30	15	4.32	0.26
CT-WTLA-3615	955	36	15	6.48	0.31
CT-WTLA-4215	978	42	15	7.56	0.36
CT-WTLA-4815	1046	48	15	8.64	0.42
CT-WTLA-5415	1092	54	15	9.72	0.47
CT-WTLA-6015	1145	60	15	10.8	0.52

Code	Price	H (in)	W (in.)	Wt. (lb)	Vol. (ft³)
1″ Thick - 120-degree corner (single)					
C-WTLB-2415-L	646	24	15	4.32	0.21
C-WTLB-2415-R	646	24	15	4.32	0.21
C-WTLB-3015-L	691	30	15	5.4	0.26
C-WTLB-3015-R	691	30	15	5.4	0.26
C-WTLB-3615-L	717	36	15	6.48	0.31
C-WTLB-3615-R	717	36	15	6.48	0.31
C-WTLB-4215-L	728	42	15	7.56	0.36
C-WTLB-4215-R	728	42	15	7.56	0.36
C-WTLB-4815-L	788	48	15	8.64	0.42
C-WTLB-4815-R	788	48	15	8.64	0.42
C-WTLB-5415-L	818	54	15	9.72	0.47
C-WTLB-5415-R	818	54	15	9.72	0.47
C-WTLB-6015-L	850	60	15	10.8	0.52
C-WTLB-6015-R	850	60	15	10.8	0.52

Code	Price	H (in)	W (in.)	Wt. (lb)	Vol. (ft³)
1.5″ Thick - 120-degree corner (single)					
CT-WTLB-2415-L	715	24	15	4.32	0.21
CT-WTLB-2415-R	715	24	15	4.32	0.21
CT-WTLB-3015-L	776	30	15	5.4	0.26
CT-WTLB-3015-R	776	30	15	5.4	0.26
CT-WTLB-3615-L	815	36	15	6.48	0.31
CT-WTLB-3615-R	815	36	15	6.48	0.31
CT-WTLB-4215-L	837	42	15	7.56	0.36
CT-WTLB-4215-R	837	42	15	7.56	0.36
CT-WTLB-4815-L	911	48	15	8.64	0.42
CT-WTLB-4815-R	911	48	15	8.64	0.42
CT-WTLB-5415-L	954	54	15	9.72	0.47
CT-WTLB-5415-R	954	54	15	9.72	0.47
CT-WTLB-6015-L	1005	60	15	10.8	0.52
CT-WTLB-6015-R	1005	60	15	10.8	0.52

Code	Price	H (in)	W (in.)	Wt. (lb)	Vol. (ft³)
1″ Thick - 120-degree corner (dual)					
C-WTLB-2415	704	24	15	4.32	0.21
C-WTLB-3015	746	30	15	5.4	0.26
C-WTLB-3615	778	36	15	6.48	0.31
C-WTLB-4215	804	42	15	7.56	0.36
C-WTLB-4815	845	48	15	8.64	0.42
C-WTLB-5415	886	54	15	9.72	0.47
C-WTLB-6015	918	60	15	10.8	0.52

Code	Price	H (in)	W (in.)	Wt. (lb)	Vol. (ft³)
1.5″ Thick - 120-degree corner (dual)					
CT-WTLB-2415	783	24	15	4.32	0.21
CT-WTLB-3015	845	30	15	5.4	0.26
CT-WTLB-3615	886	36	15	6.48	0.31
CT-WTLB-4215	918	42	15	7.56	0.36
CT-WTLB-4815	983	48	15	8.64	0.42
CT-WTLB-5415	1032	54	15	9.72	0.47
CT-WTLB-6015	1085	60	15	10.8	0.52

Code	Price	H (in)	W (in.)	Wt. (lb)	Vol. (ft³)
1″ Thick - 135-degree corner (single)					
C-WTLC-2415-L	641	24	15	4.32	0.21
C-WTLC-2415-R	641	24	15	4.32	0.21
C-WTLC-3015-L	673	30	15	5.4	0.26
C-WTLC-3015-R	673	30	15	5.4	0.26
C-WTLC-3615-L	712	36	15	6.48	0.31
C-WTLC-3615-R	712	36	15	6.48	0.31
C-WTLC-4215-L	720	42	15	7.56	0.36
C-WTLC-4215-R	720	42	15	7.56	0.36
C-WTLC-4815-L	784	48	15	8.64	0.42
C-WTLC-4815-R	784	48	15	8.64	0.42
C-WTLC-5415-L	811	54	15	9.72	0.47
C-WTLC-5415-R	811	54	15	9.72	0.47
C-WTLC-6015-L	844	60	15	10.8	0.52
C-WTLC-6015-R	844	60	15	10.8	0.52

Code	Price	H (in)	W (in.)	Wt. (lb)	Vol. (ft³)
1.5″ Thick - 135-degree corner (single)					
CT-WTLC-2415-L	704	24	15	4.32	0.21
CT-WTLC-2415-R	704	24	15	4.32	0.21
CT-WTLC-3015-L	758	30	15	5.4	0.26
CT-WTLC-3015-R	758	30	15	5.4	0.26
CT-WTLC-3615-L	807	36	15	6.48	0.31
CT-WTLC-3615-R	807	36	15	6.48	0.31
CT-WTLC-4215-L	826	42	15	7.56	0.36
CT-WTLC-4215-R	826	42	15	7.56	0.36
CT-WTLC-4815-L	904	48	15	8.64	0.42
CT-WTLC-4815-R	904	48	15	8.64	0.42
CT-WTLC-5415-L	992	54	15	9.72	0.47
CT-WTLC-5415-R	992	54	15	9.72	0.47
CT-WTLC-6015-L	1005	60	15	10.8	0.52
CT-WTLC-6015-R	1005	60	15	10.8	0.52

Code	Price	H (in)	W (in.)	Wt. (lb)	Vol. (ft³)
1″ Thick - 135-degree corner (dual)					
C-WTLC-2415	691	24	15	4.32	0.21
C-WTLC-3015	734	30	15	5.4	0.26
C-WTLC-3615	761	36	15	6.48	0.31
C-WTLC-4215	788	42	15	7.56	0.36
C-WTLC-4815	833	48	15	8.64	0.42
C-WTLC-5415	865	54	15	9.72	0.47
C-WTLC-6015	897	60	15	10.8	0.52

Code	Price	H (in)	W (in.)	Wt. (lb)	Vol. (ft³)
1.5″ Thick - 135-degree corner (dual)					
CT-WTLC-2415	760	24	15	4.32	0.21
CT-WTLC-3015	821	30	15	5.4	0.26
CT-WTLC-3615	863	36	15	6.48	0.31
CT-WTLC-4215	826	42	15	7.56	0.36
CT-WTLC-4815	964	48	15	8.64	0.42
CT-WTLC-5415	1018	54	15	9.72	0.47
CT-WTLC-6015	1053	60	15	10.8	0.52

tayco®

Cosmo Pricebook
June 2026

Worksurface Supports

worksurface supports

cantilever arm	118
universal bracket	119
single post	120
horizontal surface support	121
laminate gable	122
intermediate gable	123
open metal gable	124

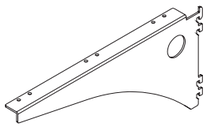

What's Included:

Cantilever Arm, installation hardware.

How to Specify:

Cantilever arms are available only in black.

Notes:

The cantilever arm mounts to the panel frame to support worksurfaces.

Worksurfaces 24 inches and greater require the 22-inch cantilever to be used.

Options:

size	16, 22	
position	**R** right	**L** left

How to Order and Read your Code:

C	**CCAB**	**16**	**L**
product line	item	width	position

Code	Price	D 1 (in.)	Weight (lb)	Volume (ft³)
C-CCAB-16	120	16	2.2	0.01
C-CCAB-16-L	120	16	2.2	0.01
C-CCAB-16-R	120	16	2.2	0.01
C-CCAB-22	129	22	2.7	0.01
C-CCAB-22-L	129	22	2.7	0.01
C-CCAB-22-R	129	22	2.7	0.01

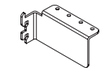

right hand

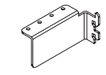

left hand

What's Included:

Universal Bracket, installation hardware.

How to Specify:

Specify right or left hand according to the position of the worksurface.

The universal bracket is available only in black.

Notes:

The universal bracket is primarily used for end or side corner support and must be used in conjunction with other primary supports, such as gables, cantilever arms, or single posts.

Options:

hand	**R** right	**L** left

Code	Price	Weight (lb)	Volume (ft³)
C-CB01-L	9	1	0.01
C-CB01-R	9	1	0.01

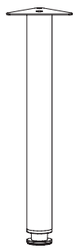

What's Included:

Single Post, leveler, installation hardware.

How to Specify:

Specify metal finish. See the metal finish card for details.

Notes:

The single post is 28-inch in height and includes an integral leveler that provides a 3-inch levelling range.

This item should be used together with panel-mounted worksurface supports to support semi-suspended worksurfaces.

Options:

finish	metal finish colors

Code	Price	H (in.)	Weight (lb)	Volume (ft³)
C-CP1G-03	170	28	7	0.11

What's Included:

Horizontal Surface Support, installation hardware.

How to Specify:

The horizontal surface support is available only in silver.

Options:

width	51, 57, 63, 69, 75

Notes:

The horizontal surface support is used to support worksurfaces 54-inches and longer.

This item is mounted to the underside of a worksurface.

Code	Price	W (in)	Weight (lb)	Volume (ft³)
C-CH00-54	81	51	4	0.05
C-CH00-60	87	57	4.5	0.05
C-CH00-66	94	63	5	0.06
C-CH00-72	98	69	5.5	0.06
C-CH00-78	104	75	6	0.07

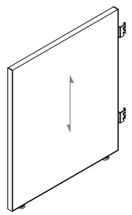

right

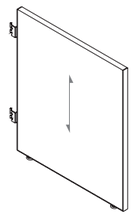

left

What's Included:

Gable, installation hardware.

How to Specify:

Specify laminate color.

The vinyl trim color will default to match the laminate color unless otherwise specified. See the laminate finish card for details.

Notes:

Grain direction is indicated in the above illustration.

Gables can be used for single or dual worksurface support in the left, right and center positions.

The left and right gables are designed to match the depth of standard worksurfaces. The center gable will be slightly shorter than the depth of the worksurface to allow for below worksurface leg room.

Options:

position	**R** right	**L** left	**U** - universal
depth	12, 18, 24, 30, 36		

Code	Price	H (in.)	D 1 (in.)	Weight (lb)	Volume (ft³)
C-CGL0-12	145	12	7.5	0.01	0.01
C-CGR0-12	145	12	7.5	0.01	0.01
C-CGL0-18	173	18	11.47	0.01	0.01
C-CGR0-18	173	18	11.47	0.01	0.01
C-CGL0-24	198	24	15.4	0.01	0.01
C-CGR0-24	198	24	15.4	0.01	0.01
C-CGL0-30	230	30	19.32	0.01	0.01
C-CGR0-30	230	30	19.32	0.01	0.01
C-CGL0-36	251	36	19.35	0.01	0.01
C-CGR0-36	251	36	19.35	0.01	0.01
C-CGU0-12	145	12	7.5	0.01	0.01
C-CGU0-18	173	18	11.47	0.01	0.01
C-CGU0-24	198	24	15.4	0.01	0.01
C-CGU0-30	230	30	19.32	0.01	0.01
C-CGU0-36	251	36	19.35	0.01	0.01

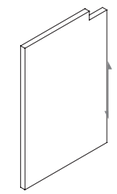

What's Included:

Gable, installation hardware.

How to Specify:

Specify laminate color.

The vinyl trim color will default to match the laminate color unless otherwise specified. See the laminate finish card for details.

Notes:

Grain direction is indicated in the above illustration.

Gables can be used for single or dual worksurface support in the left, right and center positions.

The left and right gables are designed to match the depth of standard worksurfaces. The center gable will be slightly shorter than the depth of the worksurface to allow for below worksurface leg room.

Options:

position	**R** right	**L** right	**U** - universal
depth	12, 18, 24		
finish	laminate colors		

Code	Price	H (in.)	D 1 (in.)	Weight (lb)	Volume (ft³)
C-CGLC-12	145	28	12	7.5	0.01
C-CGRC-12	145	28	12	7.5	0.01
C-CGLC-18	173	28	18	11.47	0.01
C-CGRC-18	173	28	18	11.47	0.01
C-CGUC-12	145	28	12	7.5	0.01
C-CGUC-18	173	28	18	11.47	0.01
C-CGUC-24	198	28	24	16.5	0.01

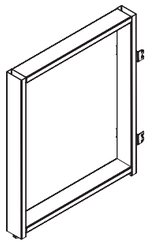

right hand

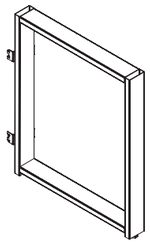

left hand

What's Included:

Open metal gable, installation hardware.

How to Specify:

Specify metal color.

Notes:

Open metal gables can be used to support worksurfaces in the left or right position.

The depth of the open metal gable should match the depth of the worksurface that it will support at the end of a run.

Use the 12 or 18-inch pen metal gable to support worksurface in the middle of a run.

Open metal gables cannot be used in freestanding applications

Options:

position	**R** right	**L** right
size	12, 18, 24, 30	
finish	metal colors	

Code	Price	H (in.)	D 1 (in.)	Weight (lb)	Volume (ft³)
Left Hand					
C-CGLM-12	555	28	12	6	0.58
C-CGLM-18	583	28	18	10	0.88
C-CGLM-24	625	28	24	14	1.17
C-CGLM-30	662	28	30	14	1.17
Right Hand					
C-CGRM-12	555	28	12	6	0.58
C-CGRM-18	583	28	18	10	0.88
C-CGRM-24	625	28	24	14	1.17
C-CGRM-30	662	28	30	14	1.17

tayco®

Cosmo Pricebook
June 2026

Mounted Storage

mounted storage

panel-mounted flipper cabinet 128
suspended flipper cabinet 130
wall mounted flipper cabinet 132
top mounted shared open shelf 134
cubby storage 136
open metal shelf 137
overhead back bracket 138
double channel wall mount bracket kit 139

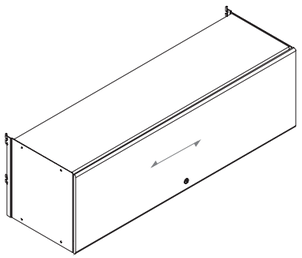

flipper cabinet

What's Included:

Panel-Mounted Flipper Cabinet, installation hardware.

How to Specify:

Specify metal color.

Specify laminate color (for laminate faced flipper only).

Specify option P for pneumatic slides.

The vinyl trim color will default to match the laminate color unless otherwise specified. See the laminate finish card for details.

Notes:

Grain direction is indicated in the above illustration.

The panel-mounted flipper cabinet mounts on-module to panel frames of the same width.

The optional pneumatic slide allows the flipper door to come down slowly and quietly.

Options:

depth	14	
width	30, 36, 42, 48, 54, 60	
door finish	**L** laminate colors	**M** metal colors
enhancements	**P** pneumatic*	
case finish	metal colors	

* an upcharge is applicable when this option is specified

How to Order and Read your Code:

C	SOF	M	14	30	P
product line	item	door finish	depth	width	enhancements

Standard	Price	H (in.)	W W (in.)	D1 D 1 (in.)	Weight (lb)	Volume (ft³)
Pneumatic Laminate						
C-SOFL-1430-P	1286	16	30	14	32.1	2.92
C-SOFL-1436-P	1355	16	36	14	34.7	3.5
C-SOFL-1442-P	1403	16	42	14	38.6	4.08
C-SOFL-1448-P	1446	16	48	14	42.5	4.67
C-SOFL-1454-P	1469	16	54	14	45.7	5.25
C-SOFL-1460-P	1543	16	60	14	49.1	5.83
Pneumatic Metal						
C-SOFM-1430-P	1370	16	30	14	32.1	2.92
C-SOFM-1436-P	1446	16	36	14	34.7	3.5
C-SOFM-1442-P	1505	16	42	14	38.6	4.08
C-SOFM-1448-P	1550	16	48	14	42.5	4.67
C-SOFM-1454-P	1571	16	54	14	45.7	5.25
C-SOFM-1460-P	1659	16	60	14	49.1	5.83

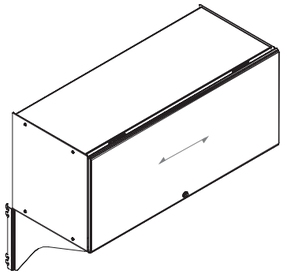

suspended
flipper cabinet

What's Included:

Suspended flipper cabinet, installation hardware.

How to Specify:

Specify metal color.

Specify laminate color (for laminate faced flipper only).

Specify option P for pneumatic slides.

The vinyl trim color will default to match the laminate color unless otherwise specified. See the laminate finish card for details.

Notes:

Grain direction is indicated in the above illustration.

The suspended flipper cabinet mounts on-module to panel frames of the same width.

The optional pneumatic slide allows the flipper door to come down slowly and quietly.

Options:

depth	14	
width	30, 36, 42, 48, 54, 60	
door finish	**L** laminate colors	**M** metal colors
enhancements	**P** pneumatic*	
case finish	metal colors	

* an upcharge is applicable when this option is specified

Code	Price	H (in.)	W (in.)	D1 (in.)	Weight (lb)	Volume (ft³)
Pneumatic Laminate						
C-SSFL-1430-P	1511	26	30	14	32.1	2.1
C-SSFL-1436-P	1572	26	36	14	34.7	3.5
C-SSFL-1442-P	1625	26	42	14	38.6	4.1
C-SSFL-1448-P	1662	26	48	14	42.5	4.7
C-SSFL-1454-P	1676	26	54	14	45.7	5.3
C-SSFL-1460-P	1751	26	60	14	49.1	5.8
Pneumatic Metal						
C-SSFM-1430-P	1578	26	30	14	32.1	2.92
C-SSFM-1436-P	1661	26	36	14	34.7	3.5
C-SSFM-1442-P	1721	26	42	14	38.6	4.08
C-SSFM-1448-P	1756	26	48	14	42.5	4.67
C-SSFM-1454-P	1773	26	54	14	45.7	5.25
C-SSFM-1460-P	1864	26	60	14	49.1	5.83

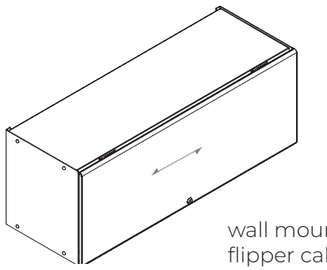

wall mounted
flipper cabinet

What's Included:

Wall mounted flipper cabinet, installation hardware.

How to Specify:

Specify metal color.

Specify laminate color (for laminate faced flipper only).

Specify wall mounting hardware separately

Specify option P for pneumatic slides.

The vinyl trim color will default to match the laminate color unless otherwise specified.

Notes:

Grain direction is indicated in the above illustration.

The wall-mounted flipper cabinet mounts off-module to walls to provide overhead storage in a workstation.

The optional pneumatic slide allows the flipper door to come down slowly and quietly.

Options:

depth	14	
width	30, 36, 42, 48, 54, 60	
door finish	**L** laminate colors	**M** metal colors
enhancements	**P** pneumatic*	
case finish	metal colors	

* an upcharge is applicable when this option is specified

Code	Price	H (in.)	W (in.)	D1 (in.)	Weight (lb)	Volume (ft³)
Pneumatic Laminate						
C-SOFL-1430-P-W	1286	16	30	14	32.1	2.92
C-SOFL-1436-P-W	1355	16	36	14	34.7	3.5
C-SOFL-1442-P-W	1403	16	42	14	38.6	4.08
C-SOFL-1448-P-W	1446	16	48	14	42.5	4.67
C-SOFL-1454-P-W	1469	16	54	14	45.7	5.25
C-SOFL-1460-P-W	1543	16	60	14	49.1	5.83
Pneumatic Metal						
C-SOFM-1430-P-W	1370	16	30	14	32.1	2.92
C-SOFM-1436-P-W	1446	16	36	14	34.7	3.5
C-SOFM-1442-P-W	1505	16	42	14	38.6	4.08
C-SOFM-1448-P-W	1550	16	48	14	42.5	4.67
C-SOFM-1454-P-W	1571	16	54	14	45.7	5.25
C-SOFM-1460-P-W	1659	16	60	14	49.1	5.83

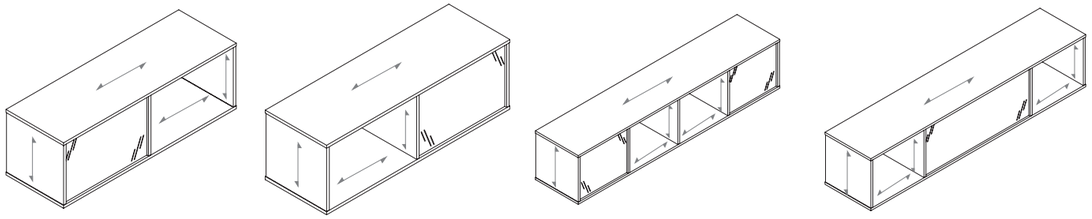

single shared shelf
right hand left hand

double shared shelf
front view back view

What's Included:

Top mounted shared open shelf, installation hardware

How to Specify:

Specify laminate color.

Specify back option.

Notes:

Grain direction is indicated in the above illustration.

The top mounted shared shelf mounts on top of a panel frame and provides open storage to two workstations.

The back of the top mounted shared shelf can be finished in acrylic or whiteboard.

The single unit can be used on top of one or two panel frames.

The double units is used over two or more panel frames where a 3-way or 4-way 90 degree connector is also present, as illustrated above

Options:

back finish	**G** acrylic	**W** whiteboard
width	24, 30, 36, 42, 48, 54, 60	
depth	16	
height	16	
hand	**L** left	**R** right
case finish	laminate colors	

Code	Price	H (in.)	W (in.)	D 1 (in.)	Weight (lb)	Volume (ft^3)
Single Shared Shelves						
C-SSOG-30-L	1062	16	30	16	35	2.5
C-SSOG-36-L	1155	16	36	16	38	3
C-SSOG-42-L	1256	16	42	16	41	3.5
C-SSOG-48-L	1353	16	48	16	44	4
C-SSOG-54-L	1448	16	54	16	47	4.5
C-SSOG-60-L	1546	16	60	16	50	5
C-SSOG-72-L	1737	16	72	16	56	6
C-SSOG-84-L	1928	16	84	16	62	7
C-SSOG-30-R	1062	16	30	16	35	2.5
C-SSOG-36-R	1155	16	36	16	38	3
C-SSOG-42-R	1256	16	42	16	41	3.5
C-SSOG-48-R	1353	16	48	16	44	4
C-SSOG-54-R	1448	16	54	16	47	4.5
C-SSOG-60-R	1546	16	60	16	50	5
C-SSOG-72-R	1737	16	72	16	56	6
C-SSOG-84-R	1928	16	84	16	62	7
Double Shared Shelves						
C-SSOW-24-L	907	16	30	16	35	2.5
C-SSOW-30-L	954	16	36	16	38	3
C-SSOW-36-L	1022	16	42	16	41	3.5
C-SSOW-42-L	1087	16	48	16	44	4
C-SSOW-48-L	1154	16	54	16	47	4.5
C-SSOW-54-L	1224	16	60	16	50	5
C-SSOW-60-L	1293	16	72	16	56	6
C-SSOW-72-L	1426	16	84	16	62	7
C-SSOW-84-L	1563	16	30	16	35	2.5
C-SSOW-24-R	907	16	36	16	38	3
C-SSOW-30-R	954	16	42	16	41	3.5
C-SSOW-36-R	1022	16	48	16	44	4
C-SSOW-42-R	1087	16	54	16	47	4.5
C-SSOW-48-R	1154	16	60	16	50	5
C-SSOW-54-R	1224	16	72	16	56	6
C-SSOW-60-R	1293	16	84	16	62	7
C-SSOW-72-R	1426	16	72	16	56	6
C-SSOW-84-R	1563	16	84	16	62	7

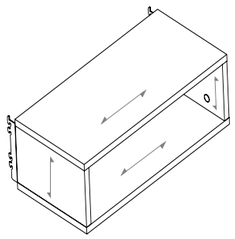

cubby storage

What's Included:

Cubby storage, installation hardware.

Notes:

The panel-mounted cubby storage mounts on-module to panel frames of the same width.

How to Specify:

Grain direction is indicated in the above illustration.

Specify laminate color.

Specify hardware finish.

The vinyl trim color will default to match the laminate color unless otherwise specified. See the laminate finish card for details

Options:

depth	11
width	24, 30, 36, 42, 48
height	8
finish	**L** laminate colors
hawdware finish	**M** metal colors

Code	Price	H (in.)	W (in.)	D 1 (in.)	Weight (lb)	Volume (ft³)
C-SCS-081124	360	8	24	11	N/A	1.3
C-SCS-081130	384	8	30	11	N/A	1.7
C-SCS-081136	411	8	36	11	N/A	2
C-SCS-081142	438	8	42	11	N/A	2.3
C-SCS-081148	500	8	48	11	N/A	2.7

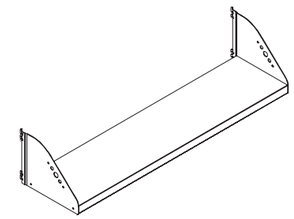

open metal shelf

What's Included:

Open Metal Shelf, installation hardware

How to Specify:

Specify metal color.

Notes:

The open metal shelf is panel-mounted on-module, and provides open storage within the workstation.

Options:

width	24, 30, 36, 42, 48, 54, 60
case finish	metal colors

Code	Price	W (in.)	D 1 (in.)	Weight (lb)	Volume (ft³)
C-SOOM-1224	247	24	12	13.03	1
C-SOOM-1230	259	30	12	13.03	1.25
C-SOOM-1236	276	36	12	14.74	1.5
C-SOOM-1242	287	42	12	16.48	1.75
C-SOOM-1248	296	48	12	18.2	2
C-SOOM-1254	308	54	12	19.93	2.25
C-SOOM-1260	320	60	12	21.65	2.5

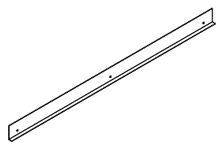

What's Included:

Overhead Back Bracket, installation hardware

How to Specify:

Specify metal color.

Options:

width	24, 30, 36, 42, 48, 54, 60
case finish	metal colors

Code	Price	W (in.)	Weight (lb)	Volume (ft³)
C-SOBB-24	40	24	1	0.01
C-SOBB-30	44	30	1	0.02
C-SOBB-36	49	36	1.2	0.02
C-SOBB-42	55	42	1.4	0.02
C-SOBB-48	57	48	1.6	0.03
C-SOBB-54	62	54	1.8	0.03
C-SOBB-60	66	60	2	0.03



What's Included:

Double channel wall mount bracket kit

How to Specify:

Options:

width	24, 30, 36, 42, 48, 54, 60
case finish	metal colors

Code	Price	W (in.)	Weight (lb)	Volume (ft³)
C-ADWB-24-KIT	132	23.5	2	0.03
C-ADWB-30-KIT	162	29.5	4	0.04
C-ADWB-36-KIT	199	35.5	6	0.05
C-ADWB-42-KIT	238	41.5	8	0.05
C-ADWB-48-KIT	270	47.5	10	0.06
C-ADWB-54-KIT	303	53.5	12	0.07
C-ADWB-60-KIT	337	59.5	14	0.08

tayco®

Cosmo Pricebook
June 2026

Freestanding Storage

freestanding storage

mobile pedestal	142
mobile pedestal with seat	143
freestanding pedestal	144
freestanding joined pedestal	145
freestanding lateral file	146
freestanding lateral file	147
closed storage tower	148
open storage tower with wardrobe	149
closed storage tower with closet	150
file/file/file storage tower	151
single door storage cabinet	152
double door storage tower	154
combination cabinet	155



box file

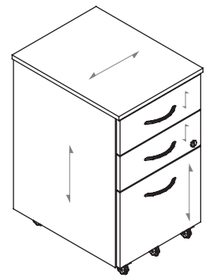

box/box file

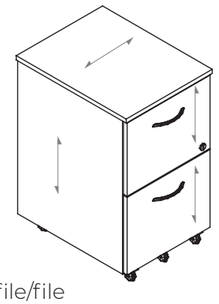

file/file

What's Included:

One mobile pedestal, lock and key, pencil tray.

How to Specify:

Refer to the laminate finish card for a complete listing of laminate colors.

The edge trim style will default to match the finish of the pedestal unless otherwise specified. Refer to the laminate finish card for details.

Notes:

The mobile pedestal is 21-inches deep and is equipped with castors for easy mobility.

The Manhattan handle style is offered on mobile pedestals.

Grain direction is indicated in the above illustration.

Options:

height	21.5, 28
width	16, 17
case and drawer finish	laminate colors

How to Order and Read your Code:

C	1000	28	16	L112
product line	item	height	width	case & drawer finish

Code	Price	H (in.)	W (in.)	D 1 (in.)	Weight (lb)	Volume (ft³)
box file						
C-1000-2317	1368	21.5	16	18	75	4.75
box/box file						
C-FPBM-1621	1221	28	16	21	60	5.64
file/file						
C-FPFM-1621	1083	28	16	21	60	5.64



mobile pedestal with seat

What's Included:

One mobile pedestal with seat, lock and key, pencil tray.

How to Specify:

Refer to the laminate finish card for a complete listing of laminate colors.

The edge trim style will default to match the finish of the pedestal unless otherwise specified. Refer to the laminate finish card for details.

Notes:

The mobile pedestal with seat is 21-inches deep and is equipped with castors for easy mobility.

The Manhattan handle style is offered on mobile pedestals.

Grain direction is indicated in the above illustration.

Options:

height	23
width	17
case and drawer finish	laminate colors
seating upholstery	seating fabrics

Code	Price	H (in.)	W (in.)	D 1 (in.)	Weight (lb)	Volume (ft³)
C-1030-2317	1425	23	17	23	75	4.75

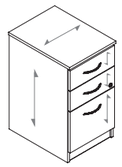

box/box/file

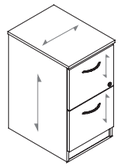

file/file

What's Included:

Freestanding Pedestal, lock and keys.

How to Specify:

Specify laminate color.

Specify handle style.

Handles default to Melbourne, unless otherwise specified.

The vinyl trim color will default to match the laminate color unless otherwise specified. See the laminate finish card for details.

Notes:

Pedestals are 21-inches deep.

The box/box/file freestanding pedestal includes a pencil tray

Grain direction is indicated in the above illustration..

Options:

type	**B** box/box/file	**F** file/file			
width	16				
depth	21				
case finish	laminate colors				
handle style	brooklyn	melbourne	clifton	manhattan	rosedale

Code	Price	H (in.)	W (in.)	D 1 (in.)	Weight (lb)	Volume (ft^3)
box/box/file						
C-FPBF-1621	1207	29	16	21	67.2	5.64
file/file						
C-FPFF-1621	1064	29	16	21	67.2	5.64

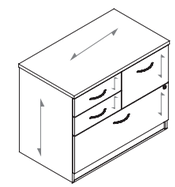

What's Included:

Freestanding Joined Pedestal, lock and keys.

How to Specify:

Specify laminate color.

Specify handle style.

Handles default to Melbourne, unless otherwise specified.

The vinyl trim color will default to match the laminate color unless otherwise specified. See the laminate finish card for details.

Notes:

Freestanding joined pedestals are 21-inches deep.

The freestanding joined pedestal includes a pencil tray.

Grain direction is indicated in the above illustration..

Options:

width	36
depth	21
case finish	laminate colors

Code	Price	H (in.)	W (in.)	D 1 (in.)	Weight (lb)	Volume (ft^3)
C-FPJF-3621	2091	29	36	21	130	12.69

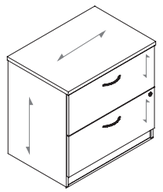

2 drawer

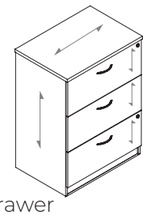

3 drawer

4 drawer

What's Included:

Freestanding Lateral File, lock and keys.

How to Specify:

Specify laminate color.

Specify handle style.

Handles default to Melbourne, unless otherwise specified.

The vinyl trim color will default to match the laminate color unless otherwise specified. See the laminate finish card for details.

Notes:

Laterals are 21-inches deep.

Grain direction is indicated in the above illustration..

Disclaimer: Please note that lateral file drawers are intended for filing letter and legal size paper front to back or side to side only. For details and weight restrictions please contact customer service.

Options:

type	**2** two-drawer	**3** three-drawer	**4** four-drawer
width	30, 36, 42		
depth	21		
case finish	laminate colors		
handle style	brooklyn melbourne clifton manhattan rosedale		

Code	Price	H (in.)	W (in.)	D 1 (in.)	Weight (lb)	Volume (ft³)
2 Drawer						
C-FL2F-3021	1684	29	30	21	107	10.57
C-FL2F-3621	1783	29	36	21	130	12.69
C-FL2F-4221	1872	29	42	21	150	14.8
3 Drawer						
C-FL3F-3021	2302	40.5	30	21	167	14.77
C-FL3F-3621	2439	40.5	36	21	180	17.72
4 Drawer						
C-FL4F-3021	2891	52.5	30	21	200	19.14
C-FL4F-3621	3062	52.5	36	21	240	22.97

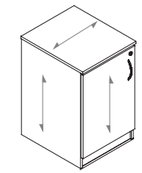

single door

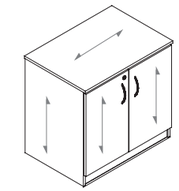

double door

What's Included:

Freestanding Storage Cabinet, lock and keys.

How to Specify:

Specify laminate color.

Specify handle style.

The vinyl trim color will default to match the laminate color unless otherwise specified. See the laminate finish card for details.

Notes:

Storage cabinets are 21-inches deep.

Grain direction is indicated in the above illustration..

Options:

width	18, 30, 36				
hand (for single cabinet door only)		**R** right		**L** left	
case finish	laminate colors				
handle style	brooklyn	melbourne	clifton	manhattan	rosedale

Code	Price	H (in.)	W (in.)	D 1 (in.)	Weight (lb)	Volume (ft³)
Single door						
C-FSF0-1821-L	967	29	18	21	80	6.34
C-FSF0-1821-R	967	29	18	21	80	6.34
Double Door						
C-FSF0-3021	1324	29	30	21	107	7.4
C-FSF0-3621	1413	29	36	21	130	7.4

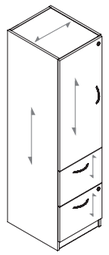

laminate file/file

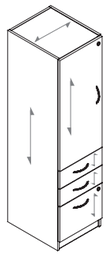

laminate box/box file

What's Included:

Closed Storage Tower, shelves, lock and keys, levelers.

How to Specify:

Specify laminate color.

Specify handle style.

Handles default to Melbourne, unless otherwise specified.

The vinyl trim color will default to match the laminate color unless otherwise specified. See the laminate finish card for details.

Notes:

Shelves are adjustable in 1-inch increments.

Grain direction is indicated in the above illustration..

Options:

type	**00** box/box/file	**10** file/file
height	66	
width	18	
depth	21	
hand	**R** right **L** left	
case finish	laminate colors	
handle style	brooklyn melbourne clifton manhattan rosedale	

Code	Price	H (in.)	W (in.)	D 1 (in.)	Weight (lb)	Volume (ft³)
C-7010-6618-L	2146	66	18	21	180	13.64
C-7010-6618-R	2146	66	18	21	180	13.64
C-7000-6618-L	2266	66	18	21	180	13.64
C-7000-6618-R	2266	66	18	21	180	13.64

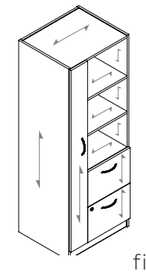

file/file

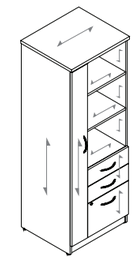

box/box file

What's Included:

Storage Tower with Wardrobe, shelves, lock and keys, levelers.

How to Specify:

Specify laminate color.

Specify handle style.

Handles default to Melbourne, unless otherwise specified.

The vinyl trim color will default to match the laminate color unless otherwise specified. See the laminate finish card for details.

Notes:

Shelves are adjustable in 1-inch increments.

Cabinets are 21-inches deep.

Options:

type	**30** box/box/file	**40** file/file
height	66	
width	24	
depth	21	
hand	**R** right **L** left	
case finish	laminate colors	
handle style	brooklyn melbourne clifton manhattan rosedale	

Code	Price	H (in.)	W (in.)	D 1 (in.)	Weight (lb)	Volume (ft³)
file/file						
C-8040-6624-L	2486	66	24	21	190	19.25
C-8040-6624-R	2486	66	24	21	190	19.25
box/box/file						
C-8030-6624-L	2602	66	24	21	190	19.25
C-8030-6624-R	2602	66	24	21	190	19.25

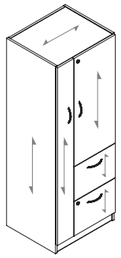

file/file

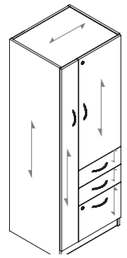

box/box file

What's Included:

Closed Storage Tower with Closet, shelves, coat rod, lock and keys, levelers.

How to Specify:

Specify laminate color.

Specify handle style.

Handles default to Melbourne, unless otherwise specified.

The vinyl trim color will default to match the laminate color unless otherwise specified. See the laminate finish card for details.

Notes:

Shelves are adjustable in 1-inch increments.

Grain direction is indicated in the above illustration..

Cabinets are 21-inches deep.

Options:

type	**00** box/box/file	**10** file/file			
height	66				
width	24				
depth	21				
hand	**R** right	**L** left			
case finish	laminate colors				
handle style	brooklyn	melbourne	clifton	manhattan	rosedale

Code	Price	H (in.)	W (in.)	D 1 (in.)	Weight (lb)	Volume (ft³)
C-6010-6624-L	2775	66	24	21	195	19.25
C-6010-6624-R	2775	66	24	21	195	19.25
C-6000-6624-L	2896	66	24	21	195	19.25
C-6000-6624-R	2896	66	24	21	195	19.25

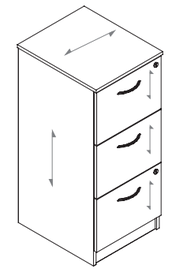

What's Included:

File/File/File Storage Tower, lock and keys.

How to Specify:

Specify laminate color.

Specify handle style.

Handles default to Melbourne, unless otherwise specified.

The vinyl trim color will default to match the laminate color unless otherwise specified. See the laminate finish card for details.

Notes:

Towers are 21-inches deep.

Grain direction is indicated in the above illustration..

Options:

height	42				
width	18				
depth	21				
case finish	laminate colors				
handle style	brooklyn	melbourne	clifton	manhattan	rosedale

Code	Price	H (in.)	W (in.)	D 1 (in.)	Weight (lb)	Volume (ft³)
C-3000-4218	1619	42	18	21	120	8.68

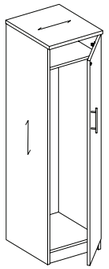

C-FSDB-1821-R
with coat bar
and shelf -
right hand

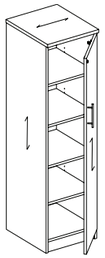

C-FSDS-1821-R
with shelves -
right hand

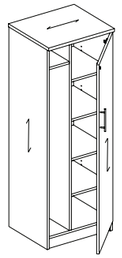

C-FSDC-2421-R
with coat bar and shelves
right hand

What's Included:

Single Door Storage Cabinet, shelves and/or coat bar, lock and keys, levelers

How to Specify:

Specify laminate color.

Specify handle style.

Handles default to Melbourne, unless otherwise specified.

The vinyl trim color will default to match the laminate color unless otherwise specified. See the laminate finish card for details.

Notes:

One shelf is fixed at worksurface height, while the other shelves are adjustable in 1 inch increments.

Cabinets are 21 or 24 inches deep.

Grain direction is indicated in the above illustration.

Options:

height	66
width	18, 24
depth	21, 24
hand	**R** right **L** left
case finish	laminate colors
handle style	brooklyn melbourne clifton manhattan rosedale

Code	Price	H (in.)	W (in.)	D 1 (in.)	Weight (lb)	Volume (ft³)
C-FSDB-1821-L	1448	66	18	21	140	14.44
C-FSDB-1821-R	1448	66	18	21	140	14.44
C-FSDS-1821-L	1722	66	18	21	160	13.74
C-FSDS-1821-R	1722	66	18	21	160	13.74
C-FSDC-2421-L	2055	66	24	21	150	19.25
C-FSDC-2421-R	2055	66	24	21	150	19.25

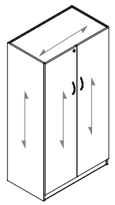

double laminate door
with shelves

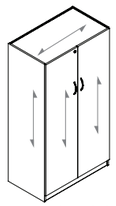

double laminate door
with coat bar

What's Included:

Double Door Storage Cabinet, shelves or coat rod, lock and keys, levelers.

How to Specify:

Specify laminate color.

Specify handle style.

Handles default to Melbourne, unless otherwise specified.

The vinyl trim color will default to match the laminate color unless otherwise specified. See the laminate finish card for details.

Notes:

One shelf is fixed at worksurface height, while the other shelves are adjustable in 1-inch increments.

Cabinets are 21-inches deep.

Grain direction is indicated in the above illustration..

Options:

height	66
width	36
depth	21
case finish	laminate colors
case finish	laminate colors
handle style	brooklyn melbourne clifton manhattan rosedale

Code	Price	H (in.)	W (in.)	D 1 (in.)	Weight (lb)	Volume (ft^3)
C-FSDB-3621	2243	66	36	21	195	28.88
C-FSDS-3621	2495	66	36	21	195	29.09

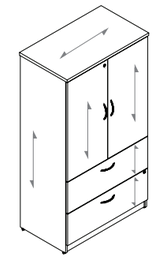

Laminate Combination
Cabinet

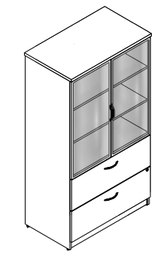

Laminate Combination
Cabinet with Acrylic Doors

What's Included:

Combination Cabinet, shelves, lock and keys, levelers.

How to Specify:

Specify laminate color.

Specify handle style.

Handles default to Melbourne, unless otherwise specified.

The vinyl trim color will default to match the laminate color unless otherwise specified. See the laminate finish card for details.

Notes:

Shelves are adjustable in 1-inch increments.

Cabinets are 21-inches deep.

Grain direction is indicated in the above illustration..

Disclaimer: Please note that lateral file drawers are intended for filing letter and legal size paper front to back or side to side only. For details and weight restrictions please contact customer service.

Options:

configuration	**L** lateral file
height	66
width	30, 36
depth	21
case finish	laminate colors
handle style	brooklyn melbourne clifton manhattan rosedale

Code	Price	H (in.)	W (in.)	D 1 (in.)	Weight (lb)	Volume (ft^3)
C-FCSL-3021	3088	66	30	21	220	24.24
C-FCSL-3621	3297	66	36	21	240	29.09
Acrylic						
C-FCSL-3021-G	4480	66	30	21	220	24.24
C-FCSL-3621-G	4775	66	36	21	240	29.09

tayco®

Cosmo Pricebook
June 2026

Storage

storage

end gable pedestal 158

underdesk joined pedestal 159

underworksurface open shelf 160

underdesk lateral file 162

underdesk storage cabinet 163

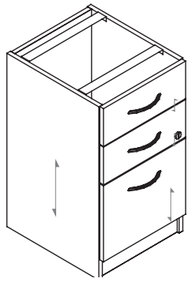

box/box/file

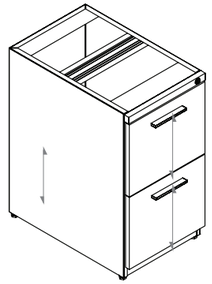

file/file

What's Included:

End Gable Pedestal, lock and keys.

How to Specify:

Refer to the laminate finish card for a complete listing of laminate colors.

The edge trim style will default to match the finish of the pedestal unless otherwise specified. Refer to the laminate finish card for details.

Notes:

End gable pedestals are 24-inches or 30-inches deep, depending on the depth of the worksurface that they will be supporting.

The box/box/file end gable pedestal includes a pencil tray.

Grain direction is indicated in the above illustration.

Options:

type	**B** box/box/file		**F** file/file		
width	16				
depth	18, 24, 30				
hand	**R** right		**L** left		
handle style	brooklyn	melbourne	clifton	manhattan	rosedale
case finish	laminate colors				

How to Order and Read your Code:

C	**FPBU**	**16**	**24**	**R** or **L**
product line	item	width	depth	hand

Code	Price	H (in.)	W (in.)	D 1 (in.)	Weight (lb)	Volume (ft³)
C-FPBU-1618	1050	28	16	18	58	4.67
C-FPBU-1624-L	1142	28	16	24	58	6.22
C-FPBU-1624-R	1142	28	16	24	58	6.22
C-FPBU-1630-L	1208	28	16	30	71	5.2
C-FPBU-1630-R	1208	28	16	30	71	5.2
C-FPFU-1618	930	28	16	18	56.5	4.67
C-FPFU-1624-L	1026	28	16	24	58	6.22
C-FPFU-1624-R	1026	28	16	24	58	6.22

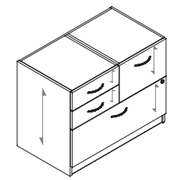

What's Included:

Underdesk Joined Pedestal, lock and keys..

How to Specify:

Specify laminate color.

Specify handle style.

Handles default to Melbourne, unless otherwise specified.

The vinyl trim color will default to match the laminate color unless otherwise specified. See the laminate finish card for details.

Notes:

Underdesk joined pedestals are 21-inches deep.

The underdesk joined pedestal includes a pencil tray.

Grain direction is indicated in the above illustration.

Options:

width	36				
depth	21				
case and drawer finish	laminate colors				
handle style	brooklyn	melbourne	clifton	manhattan	rosedale

Code	Price	H (in.)	W (in.)	D 1 (in.)	Weight (lb)	Volume (ft³)
C-FPJU-3621	2050	28	36	21	130	12.69

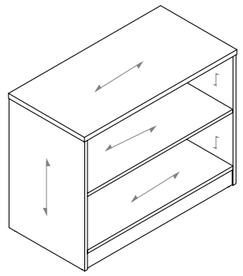

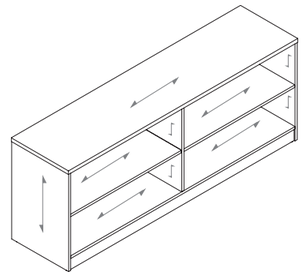

What's Included:

Underworksurface open shelf, installation hardware.

How to Specify:

Specify laminate color.

Notes:

The underworksurface open shelf supports worksurfaces and provides below worksurface storage.

Grain direction is indicated in the above illustration.

Options:

width	24, 30, 36, 42, 48, 54, 60, 66, 72, 78, 84, 90, 96
depth	18
height	28
case finish	laminate colors

Code	Price	H (in.)	W (in.)	D 1 (in.)	Weight (lb)	Volume (ft³)
C-FSOU-2418	812	28	24	18	20	7.2
C-FSOU-3018	881	28	30	18	24	9
C-FSOU-3618	946	28	36	18	28	10.8
C-FSOU-4218	1009	28	42	18	32	12.6
C-FSOU-4818	1079	28	48	18	36	14.4
C-FSOU-5418	1395	28	54	18	40	16.2
C-FSOU-6018	1465	28	60	18	44	18
C-FSOU-6618	1537	28	66	18	48	19.8
C-FSOU-7218	1603	28	72	18	52	21.6
C-FSOU-7818	1678	28	78	18	56	23.4
C-FSOU-8418	1747	28	84	18	60	25.2
C-FSOU-9018	1816	28	90	18	64	27
C-FSOU-9618	1884	28	96	18	68	28.8

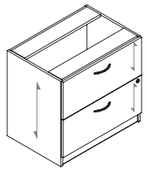

2-Drawer

What's Included:

Underdesk Lateral File, lock and keys.

How to Specify:

Refer to the laminate finish card for a complete listing of laminate colors.

The edge trim style will default to match the finish of the pedestal unless otherwise specified. Refer to the laminate finish card for details.

Notes:

Laterals are 21-inches deep.

Grain direction is indicated in the above illustration.

Disclaimer: Please note that lateral file drawers are intended for filing letter and legal size paper front to back or side to side only. For details and weight restrictions please contact customer service.

Options:

width	30, 36, 42				
depth	21				
case finish	laminate colors				
handle style	brooklyn	melbourne	clifton	manhattan	rosedale

Code	Price	H (in.)	W (in.)	D 1 (in.)	Weight (lb)	Volume (ft^3)
C-FL2U-3021	1630	28	30	21	107	10.21
C-FL2U-3621	1717	28	36	21	130	12.25
C-FL2U-4221	1802	28	42	21	150	14.29

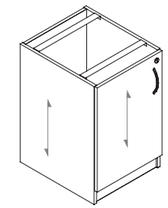

Single Door

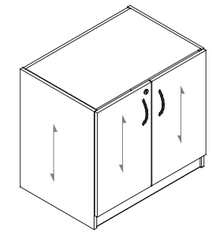

Double Door

What's Included:

Underdesk Storage Cabinet, lock and keys.

How to Specify:

Refer to the laminate finish card for a complete listing of laminate colors.

The edge trim style will default to match the finish of the pedestal unless otherwise specified. Refer to the laminate finish card for details.

Notes:

Storage cabinets are 21-inches deep.

Grain direction is indicated in the above illustration.

Options:

width	18, 30, 36				
depth	21				
hand (for single door cabinet only)	**R** right	**L** left			
case finish	laminate colors				
handle style	brooklyn	melbourne	clifton	manhattan	rosedale

Code	Price	H (in.)	W (in.)	D 1 (in.)	Weight (lb)	Volume (ft^3)
C-FSU0-1821-L	941	28	18	21	80	6.13
C-FSU0-1821-R	941	28	18	21	80	6.13
C-FSU0-3021	1293	28	30	21	107	10.21
C-FSU0-3621	1374	28	36	21	130	12.25

tayco®

Cosmo Pricebook
June 2026

Accessories

accessories

work organizers 166
accessory bar 167
pencil tray 168
coat hook 169
keyboard tray 170
monitor arm 171
top trim mounted privacy screen 172
wall mounted tackboard 174
worksurface edge mounted screen 178
panel mounted privacy screen 180
185

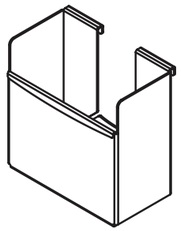

pen holder



paper sorter

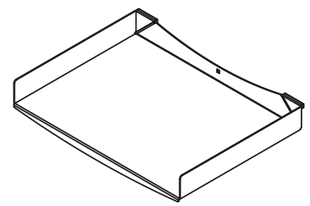

paper tray

What's Included:

One work organizer, as specified.

How to Specify:

Work organizers are available in a variety of metal finish colors.

Refer to the metal accent and metal finish card for a complete listing of metal colors.

Notes:

Work organizers hang from accessory tile, accessory bar, and surface mounted work organizer support.

Paper trays are available in letter and legal sizes.

Options:

accessory type	**S** paper sorter **H** pen holder	**P** 9 paper tray (letter)	**P** 13 paper tray (legal)
finish	metal colors (except chrome)		

Code	Price	H (in.)	W (in.)	Weight (lb)	Volume (ft³)
paper sorter					
C-AAS	216	11	10	3	3.2
paper tray (letter)					
C-AAP-9	106	2	12	9	3.2
paper tray (legal)					
C-AAP-13	122	2	15	9	3.2
pen holder					
C-AAH	96	4	4	2	1.13



What's Included:

Accessory Bar.

How to Specify:

Specify metal color.

Notes:

Accessory bars are installed over panel tiles in 1-inch increments.

Options:

width	18, 24, 30, 36, 42, 48, 54, 60
finish	metal colors

Code	Price	H (in.)	W (in.)	Weight (lb)	Volume (ft³)
C-AAB0-18	158	8	18	1.7	0.04
C-AAB0-24	185	8	24	1.7	0.06
C-AAB0-30	216	8	30	1.9	0.07
C-AAB0-36	243	8	36	2.3	0.08
C-AAB0-42	274	8	42	2.7	0.1
C-AAB0-48	301	8	48	2.9	0.11
C-AAB0-54	326	8	54	3.2	0.13
C-AAB0-60	354	8	60	3.5	0.14

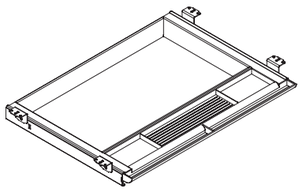

What's Included:

Pencil Drawer, installation hardware, mounting slides.

How to Specify:

This product is available only in black.

Options:

There are no options for this product.

Notes:

Pencil drawers provide compartmentalized pencil and stationary storage below the worksurface.

Code	Price	W (in.)	Weight (lb)	Volume (ft³)
V-ADPP	100	21	2	0.62

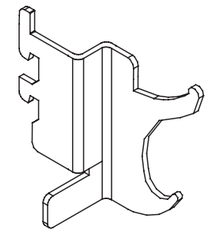

What's Included:

One work organizer, as specified.

How to Specify:

Specify metal color.

Options:

finish	metal colors

Notes:

The coat hook can be attached to the hingeway between cosmopolitan panel frames.

Code	Price	Weight (lb)	Volume (ft³)
C-ACH0	94	1	0.01

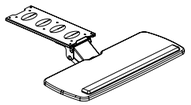

Articulating Keyboard Tray

What's Included:

Keyboard Tray, installation hardware.

How to Specify:

The articulating keyboards are available only in black.

Notes:

Keyboard trays provide adjustable ergonomic support for individuals in multi-task environments

Code	Price	H (in.)	W (in.)	Weight (lb)	Volume (ft³)
Articulating Keyboard Tray					
V-KASX-2510	459	25	10	15	0.94

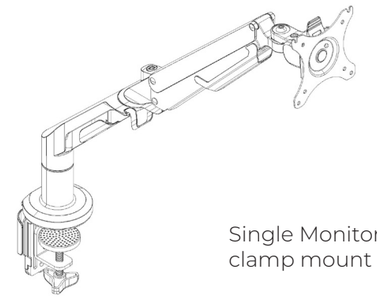

Single Monitor Arm - clamp mount

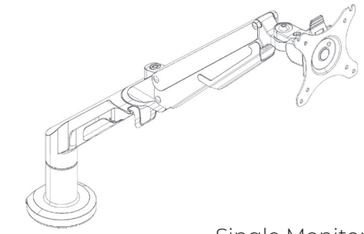

Single Monitor Arm - grommet mount

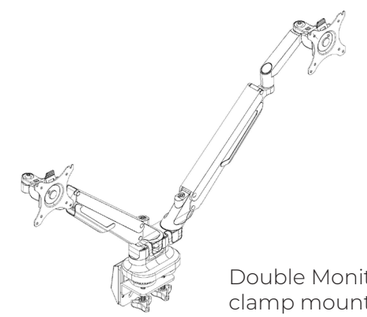

Double Monitor Arm - clamp mount

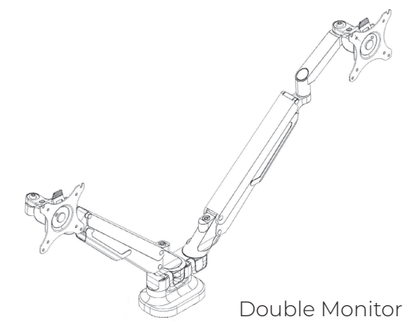

Double Monitor Arm - grommet mount

What's Included:

One monitor arm and installation hardware for both clamp and grommet mount

How to Specify:

- ☐ Specify type

Notes:

Available in silver only

Single Monitor Arm

- ☐ Screen Size - 17"-36"
- ☐ Load Capacity - 6.6-26.4lbs/3-12kg
- ☐ Tilt Range - -90 degrees - -15 degrees

Dual Monitor Arm

- ☐ Screen Size - 17"-32"
- ☐ Load Capacity - 4.4-19.8lbs/2-9kg
- ☐ Tilt Range - -90 degrees - -15 degrees

Dimensions:

Vesa: 75x75 and 100x100

Code	Price
Monitor Arm - Single Mount	
V-AFMA-01	426
Monitor Arm - Double Mount	
V-AFMA-02	711

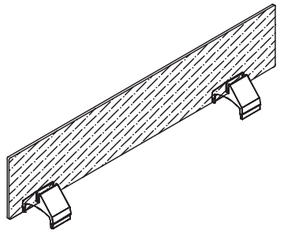

8-inch privacy screen

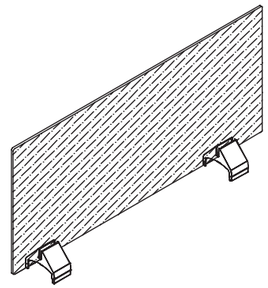

16-inch privacy screen

What's Included:

Top trim mounted privacy screen, two clamps.

How to Specify:

Specify metal color.

Specify the width of the top trim mounted privacy screen to be the same width of less than the panel frame that it is to be mounted to.

Notes:

The top trim mounted privacy screen is off-module and can be specified the same width as the worksurface it is to be mounted to, or smaller.

The top trim mounted privacy screen does not provide accoustical privacy.

The top trim mounted privacy screen is not load bearing.

60-inch top trim mounted privacy screens come with 3 clamps.

Options:

height	8, 16
width	18, 24, 30, 36, 42, 48, 54, 60
top screen finish	**F** frosted **C** clear
metal finish	metal colors

Code	Price	H (in.)	W (in.)	Weight (lb)	Volume (ft^3)
Frosted Acrylic					
C-VGGP-0818-F	361	8	18	2.2	1
C-VGGP-0824-F	382	8	24	2.4	1.2
C-VGGP-0830-F	407	8	30	2.6	1.4
C-VGGP-0836-F	427	8	36	2.8	1.6
C-VGGP-0842-F	450	8	42	3	1.8
C-VGGP-0848-F	474	8	48	3.2	2
C-VGGP-0854-F	496	8	54	3.4	2.2
C-VGGP-0860-F	661	8	60	3.6	2.4
C-VGGP-1618-F	427	16	18	4.4	1.6
C-VGGP-1624-F	480	16	24	4.8	1.8
C-VGGP-1630-F	523	16	30	5.2	2
C-VGGP-1636-F	576	16	36	5.6	2.2
C-VGGP-1642-F	623	16	42	6	2.4
C-VGGP-1648-F	673	16	48	6.4	2.6
C-VGGP-1654-F	726	16	54	6.8	2.8
C-VGGP-1660-F	918	16	60	7.2	3

Code	Price	H (in.)	W (in.)	Weight (lb)	Volume (ft^3)
Clear Acrylic					
C-VGGP-0818-C	340	8	18	2.2	1
C-VGGP-0824-C	363	8	24	2.4	1.2
C-VGGP-0830-C	387	8	30	2.6	1.4
C-VGGP-0836-C	409	8	36	2.8	1.6
C-VGGP-0842-C	427	8	42	3	1.8
C-VGGP-0848-C	451	8	48	3.2	2
C-VGGP-0854-C	472	8	54	3.4	2.2
C-VGGP-0860-C	634	8	60	3.6	2.4
C-VGGP-1618-C	409	16	18	4.4	1.6
C-VGGP-1624-C	457	16	24	4.8	1.8
C-VGGP-1630-C	501	16	30	5.2	2
C-VGGP-1636-C	552	16	36	5.6	2.2
C-VGGP-1642-C	594	16	42	6	2.4
C-VGGP-1648-C	642	16	48	6.4	2.6
C-VGGP-1654-C	691	16	54	6.8	2.8
C-VGGP-1660-C	880	16	60	7.2	3

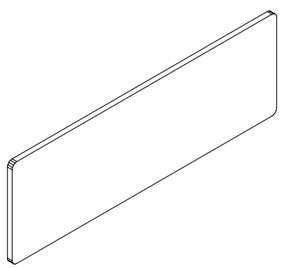

14-inch

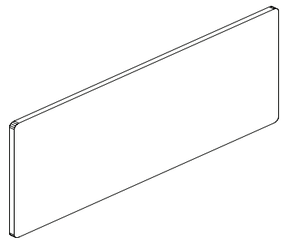

21-inch

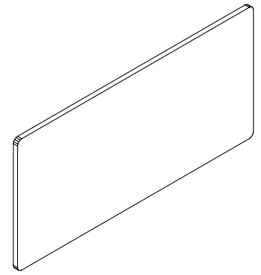

24-inch

What's Included:

Wall mounted tackboard, fasteners.

How to Specify:

Specify fabric.

Notes:

The wall mounted tackboard mounts to a wall in the workspace to provide a fabric wrapped tackable surface.

Options:

height	14, 21, 24
width	24, 30, 36, 42, 48, 54, 60, 66, 72, 78, 84, 90, 96
screen finish	panel fabrics

Code	Price	H (in.)	W (in.)	Weight (lb)	Volume (ft³)
V-ATW0-1424-1	133	14	24	1.2	0.19
V-ATW0-1430-1	144	14	30	1.5	0.24
V-ATW0-1436-1	178	14	36	1.9	0.29
V-ATW0-1442-1	187	14	42	2.2	0.34
V-ATW0-1448-1	195	14	48	2.5	0.39
V-ATW0-1454-1	206	14	54	2.8	0.44
V-ATW0-1460-1	217	14	60	3.1	0.49
V-ATW0-1466-1	274	14	66	3.4	0.54
V-ATW0-1472-1	295	14	72	3.7	0.59
V-ATW0-1478-1	403	14	78	4	0.64
V-ATW0-1484-1	413	14	84	4.3	0.69
V-ATW0-1496-1	427	14	96	4.6	0.79
V-ATW0-2124-1	201	21	24	1.8	0.28
V-ATW0-2130-1	216	21	30	2.25	0.36
V-ATW0-2142-1	282	21	42	3.3	0.51
V-ATW0-2148-1	293	21	48	3.75	0.58
V-ATW0-2154-1	308	21	54	4.2	0.66
V-ATW0-2160-1	324	21	60	4.65	0.73
V-ATW0-2166-1	408	21	66	5.1	0.81
V-ATW0-2172-1	441	21	72	5.55	0.89
V-ATW0-2178-1	605	21	78	6	0.96
V-ATW0-2184-1	622	21	84	6.45	1.03
V-ATW0-2196-1	642	21	96	7.35	1.19
V-ATW0-2424-1	227	24	24	2.05	0.32
V-ATW0-2430-1	244	24	30	2.56	0.41
V-ATW0-2436-1	303	24	36	3.25	0.5
V-ATW0-2442-1	320	24	42	3.76	0.58
V-ATW0-2448-1	330	24	48	4.28	0.67
V-ATW0-2454-1	350	24	54	4.79	0.75
V-ATW0-2460-1	368	24	60	5.3	0.84
V-ATW0-2466-1	462	24	66	5.81	0.92
V-ATW0-2472-1	501	24	72	6.33	1.01
V-ATW0-2478-1	686	24	78	6.84	1.09
V-ATW0-2484-1	703	24	84	7.35	1.18
V-ATW0-2490-1	716	24	90	7.87	1.27
V-ATW0-2496-1	728	24	96	8.38	1.35

Code	Price	H (in.)	W (in.)	Weight (lb)	Volume (ft³)
V-ATW0-1424-2	170	14	24	1.2	0.19
V-ATW0-1430-2	180	14	30	1.5	0.24
V-ATW0-1436-2	251	14	36	1.9	0.29
V-ATW0-1442-2	262	14	42	2.2	0.34
V-ATW0-1448-2	267	14	48	2.5	0.39
V-ATW0-1454-2	279	14	54	2.8	0.44
V-ATW0-1460-2	289	14	60	3.1	0.49
V-ATW0-1466-2	382	14	66	3.4	0.54
V-ATW0-1472-2	405	14	72	3.7	0.59
V-ATW0-1478-2	513	14	78	4	0.64
V-ATW0-1484-2	523	14	84	4.3	0.69
V-ATW0-1490-2	530	14	90	4.6	0.74
V-ATW0-1496-2	574	14	96	4.9	0.79
V-ATW0-2124-2	237	21	24	1.8	0.28
V-ATW0-2130-2	251	21	30	2.25	0.36
V-ATW0-2136-2	340	21	36	2.85	0.43
V-ATW0-2142-2	356	21	42	3.3	0.51
V-ATW0-2148-2	365	21	48	3.75	0.58
V-ATW0-2154-2	383	21	54	4.2	0.66
V-ATW0-2160-2	398	21	60	4.65	0.73
V-ATW0-2166-2	517	21	66	5.1	0.81
V-ATW0-2172-2	553	21	72	5.55	0.89
V-ATW0-2178-2	715	21	78	6	0.96
V-ATW0-2184-2	730	21	84	6.45	1.03
V-ATW0-2190-2	741	21	90	6.9	1.11
V-ATW0-2196-2	788	21	96	7.35	1.19
V-ATW0-2424-2	263	24	24	2.05	0.32
V-ATW0-2430-2	280	24	30	2.56	0.41
V-ATW0-2436-2	376	24	36	3.25	0.5
V-ATW0-2442-2	395	24	42	3.76	0.58
V-ATW0-2448-2	403	24	48	4.28	0.67
V-ATW0-2454-2	424	24	54	4.79	0.75
V-ATW0-2460-2	440	24	60	5.3	0.84
V-ATW0-2466-2	571	24	66	5.81	0.92
V-ATW0-2472-2	610	24	72	6.33	1.01
V-ATW0-2478-2	794	24	78	6.84	1.09
V-ATW0-2484-2	812	24	84	7.35	1.18
V-ATW0-2490-2	826	24	90	7.87	1.27
V-ATW0-2496-2	874	24	96	8.38	1.35

Code	Price	H (in.)	W (in.)	Weight (lb)	Volume (ft³)
V-ATW0-1424-3	206	14	24	1.2	0.19
V-ATW0-1430-3	217	14	30	1.5	0.24
V-ATW0-1436-3	324	14	36	1.9	0.29
V-ATW0-1442-3	335	14	42	2.2	0.34
V-ATW0-1448-3	340	14	48	2.5	0.39
V-ATW0-1454-3	353	14	54	2.8	0.44
V-ATW0-1460-3	362	14	60	3.1	0.49
V-ATW0-1466-3	491	14	66	3.4	0.54
V-ATW0-1472-3	514	14	72	3.7	0.59
V-ATW0-1478-3	623	14	78	4	0.64
V-ATW0-1484-3	632	14	84	4.3	0.69
V-ATW0-1490-3	640	14	90	4.6	0.74
V-ATW0-1496-3	647	14	96	4.9	0.79
V-ATW0-2124-3	275	21	24	1.8	0.28
V-ATW0-2130-3	288	21	30	2.25	0.36
V-ATW0-2136-3	413	21	36	2.85	0.43
V-ATW0-2142-3	428	21	42	3.3	0.51
V-ATW0-2148-3	438	21	48	3.75	0.58
V-ATW0-2154-3	456	21	54	4.2	0.66
V-ATW0-2160-3	470	21	60	4.65	0.73
V-ATW0-2166-3	627	21	66	5.1	0.81
V-ATW0-2172-3	662	21	72	5.55	0.89
V-ATW0-2178-3	824	21	78	6	0.96
V-ATW0-2184-3	840	21	84	6.45	1.03
V-ATW0-2190-3	850	21	90	6.9	1.11
V-ATW0-2196-3	862	21	96	7.35	1.19
V-ATW0-2424-3	301	24	24	2.05	0.32
V-ATW0-2430-3	318	24	30	2.56	0.41
V-ATW0-2436-3	449	24	36	3.25	0.5
V-ATW0-2442-3	465	24	42	3.76	0.58
V-ATW0-2448-3	477	24	48	4.28	0.67
V-ATW0-2454-3	497	24	54	4.79	0.75
V-ATW0-2460-3	514	24	60	5.3	0.84
V-ATW0-2466-3	681	24	66	5.81	0.92
V-ATW0-2472-3	719	24	72	6.33	1.01
V-ATW0-2478-3	905	24	78	6.84	1.09
V-ATW0-2484-3	921	24	84	7.35	1.18
V-ATW0-2490-3	934	24	90	7.87	1.27
V-ATW0-2496-3	946	24	96	8.38	1.35

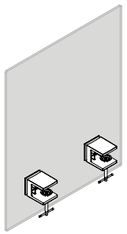

worksurface edge mounted screen

What's Included:

Worksurface edge mounted screen, two clamps.

How to Specify:

The worksurface edge mounted screen is off-module and can be specified the same width as the worksurface it is to be mounted to, or smaller.

The worksurface edge mounted screen does not provide accoustical privacy.

Notes:

The clamps on the worksurface edge mounted screens are finished in silver only.

Specify the width of the worksurface screen to be the same width or less than the worksurface or table that it is to be mounted to.

Options:

width	24, 30, 36, 42, 48, 54, 60, 66, 72, 78, 84, 90
screen finish	**F** - frosted
metal finish	**P112** silver

Code	Price	H (in.)	W (in.)	Weight (lb)	Volume (ft³)
C-VGGW-24-F	398	24	24	312	5.78
C-VGGW-30-F	472	24	30	382	7.1
C-VGGW-36-F	543	24	36	452	8.43
C-VGGW-42-F	615	24	42	522	9.75
C-VGGW-48-F	689	24	48	594	11.08
C-VGGW-54-F	760	24	54	665	12.4
C-VGGW-60-F	837	24	60	735	13.73
C-VGGW-66-F	983	24	66	848	15.06
C-VGGW-72-F	1054	24	72	917	16.4
C-VGGW-78-F	1128	24	78	989	17.72
C-VGGW-84-F	1199	24	84	1059	19.05
C-VGGW-90-F	1273	24	90	1129	20.38

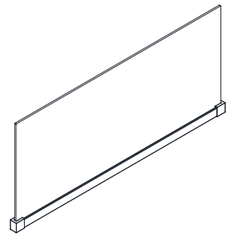

What's Included:

Panel mounted acrylic screen, installation hardware. .

How to Specify:

Specify metal color.

Specify the width of the panel top mounted privacy screen to be the same width of the panel frame that it is to be mounted to.

Notes:

The panel top mounted privacy screen is on-module to panel frames of the same width.

The panel top mounted privacy screen does not provide accoustical privacy.

Double span panel top mounted privacy screen can be placed across the width of two equal sized panels

Options:

height	8, 16
width	18, 24, 30, 36, 42, 48, 54, 60
finish	**F** frosted acrylic **C** clear acrylic **C-G** clear glass **F-G** frosted glass
metal	metal colors

Code	Price	H (in.)	W (in.)	Weight (lb)	Volume (ft³)
Clear Acrylic					
C-VUCP-0818-C	531	8	18	2.2	0.17
C-VUCP-0824-C	555	8	24	2.4	0.22
C-VUCP-0830-C	585	8	30	2.6	0.28
C-VUCP-0836-C	641	8	36	2.8	0.33
C-VUCP-0842-C	686	8	42	3	0.39
C-VUCP-0848-C	691	8	48	3.2	0.44
C-VUCP-0854-C	746	8	54	3.4	0.5
C-VUCP-0860-C	755	8	60	3.6	0.56
C-VUCP-1618-C	574	16	18	4.4	0.33
C-VUCP-1624-C	602	16	24	4.8	0.44
C-VUCP-1630-C	639	16	30	5.2	0.56
C-VUCP-1636-C	699	16	36	5.6	0.67
C-VUCP-1642-C	744	16	42	6	0.78
C-VUCP-1648-C	755	16	48	6.4	0.89
C-VUCP-1654-C	813	16	54	6.8	1
C-VUCP-1660-C	819	16	60	7.2	1.11
Double Span Clear Acrylic					
C-VUCP-0872-C	821	8	72	4	0.68
C-VUCP-1672-C	892	16	72	8	1.33

Code	Price	H (in.)	W (in.)	Weight (lb)	Volume (ft³)
Frosted Acrylic					
C-VUCP-0818-F	686	8	18	2.2	0.17
C-VUCP-0824-F	718	8	24	2.4	0.22
C-VUCP-0830-F	761	8	30	2.6	0.28
C-VUCP-0836-F	832	8	36	2.8	0.33
C-VUCP-0842-F	892	8	42	3	0.39
C-VUCP-0848-F	901	8	48	3.2	0.44
C-VUCP-0854-F	971	8	54	3.4	0.5
C-VUCP-0860-F	980	8	60	3.6	0.56
C-VUCP-1618-F	744	16	18	4.4	0.33
C-VUCP-1624-F	784	16	24	4.8	0.44
C-VUCP-1630-F	828	16	30	5.2	0.56
C-VUCP-1636-F	906	16	36	5.6	0.67
C-VUCP-1642-F	969	16	42	6	0.78
C-VUCP-1648-F	980	16	48	6.4	0.89
C-VUCP-1654-F	1058	16	54	6.8	1
C-VUCP-1660-F	1064	16	60	7.2	1.11
Double Span Frosted Acrylic					
C-VUCP-0872-F	1066	8	72	4	0.68
C-VUCP-1672-F	1160	16	72	8	1.33

Code	Price	H (in.)	W (in.)	Weight (lb)	Volume (ft³)
Clear Tempered Glass					
C-VUCP-0818-C-G	531	8	18	3.4	0.17
C-VUCP-0824-C-G	555	8	24	4.53	0.22
C-VUCP-0830-C-G	585	8	30	5.67	0.28
C-VUCP-0836-C-G	641	8	36	6.8	0.33
C-VUCP-0842-C-G	686	8	42	7.93	0.39
C-VUCP-0848-C-G	691	8	48	9.07	0.44
C-VUCP-0854-C-G	746	8	54	10.2	0.5
C-VUCP-0860-C-G	759	8	60	11.33	0.56
C-VUCP-1618-C-G	574	16	18	6.8	0.33
C-VUCP-1624-C-G	602	16	24	9.07	0.44
C-VUCP-1630-C-G	639	16	30	11.33	0.56
C-VUCP-1636-C-G	699	16	36	13.6	0.67
C-VUCP-1642-C-G	744	16	42	15.87	0.78
C-VUCP-1648-C-G	755	16	48	18.13	0.89
C-VUCP-1654-C-G	813	16	54	20.4	1
C-VUCP-1660-C-G	819	16	60	22.67	1.11
Double Span Clear Tempered Glass					
C-VUCP-0872-C-G	821	8	72	13.59	0.68
C-VUCP-1672-C-G	892	16	72	27.21	1.33

Code	Price	H (in.)	W (in.)	Weight (lb)	Volume (ft³)
Frosted Tempered Glass					
C-VUCP-0818-F-G	686	8	18	3.4	0.17
C-VUCP-0824-F-G	718	8	24	4.53	0.22
C-VUCP-0830-F-G	761	8	30	5.67	0.28
C-VUCP-0836-F-G	832	8	36	6.8	0.33
C-VUCP-0842-F-G	892	8	42	7.93	0.39
C-VUCP-0848-F-G	901	8	48	9.07	0.44
C-VUCP-0854-F-G	971	8	54	10.2	0.5
C-VUCP-0860-F-G	980	8	60	11.33	0.56
C-VUCP-1618-F-G	744	16	18	6.8	0.33
C-VUCP-1624-F-G	784	16	24	9.07	0.44
C-VUCP-1630-F-G	828	16	30	11.33	0.56
C-VUCP-1636-F-G	906	16	36	13.6	0.67
C-VUCP-1642-F-G	969	16	42	15.87	0.78
C-VUCP-1648-F-G	980	16	48	18.13	0.89
C-VUCP-1654-F-G	1058	16	54	20.4	1
C-VUCP-1660-F-G	1064	16	60	22.67	1.11
Double Span Frosted Tempered Glass					
C-VUCP-0872-F-G	1066	8	72	13.59	0.68
C-VUCP-1672-F-G	1160	16	72	27.21	1.33

tayco®

Cosmo Pricebook
June 2026

Electrics Communication Lighting

electrics, communication, lighting

task light 188
power modules 189
electric starter harness 190
communication kit 191
power pole 192
belt-line electrics power module 194
horizontal wire manager 195
connector harness 196
male/female extension harness 198

What's Included:

Task Light, installation hardware.

How to Specify:

This product is available only in silver.

Notes:

The task light can be mounted beneath an overhead cabinet or shelf to provide focused lighting within the workstation.

The task light cord is 9-feet long from the end of the task light.

Task lights come with built-in occupancy sensor with 30 minute delay

Options:

width 24, 36, 48

Code	Price	H (in.)	W (in.)	D 1 (in.)	Weight (lb)	Volume (ft³)
V-ELU-24	344	1.1	24.53	3.5	9.5	0.16
V-ELU-36	387	1.1	36.34	3.5	13.7	0.27
V-ELU-48	486	1.1	48.15	3.5	17.9	0.38

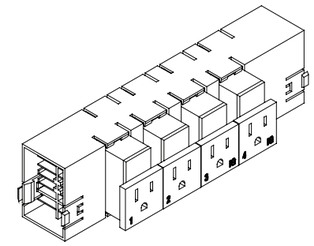

single sided

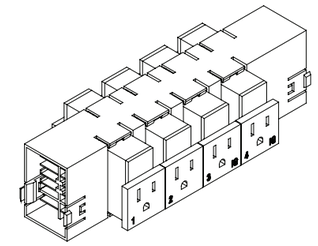

double sided

What's Included:

Base electrics power module as specified.

How to Specify:

This product is available only in black.

Notes:

8 wire 4 circuit electrical system.

The base electrics power module can be retrofitted into the base raceway of existing Cosmo panel frames.

Base electrics power modules can be single-sided or double-sided.

18-inch wide panel frame does not accommodate a base power module.

24-inch wide panel frames placed side-by-side only accommodates one base power module in one panel.

24-inch wide panel frame with base power module does not accommodate base data/communication kits.

Options:

type **S** single-sided **D** double-sided

Code	Price	Weight (lb)	Volume (ft³)
Single sided			
C-EM84-S	253	1.7	0.2
Double sided			
C-EM84-D	407	2	0.2

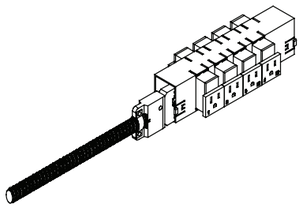

What's Included:

Electric Starter Harness, as specified.

How to Specify:

This product is available only in black.

Notes:

8 wire 4 circuit electrical system.

The starter harness is available in 72-inch and 168-inch lengths.

Options:

configuration	**B14** 4 outlets (14")	**B20** 8 outlets (20")
accessibility	**S** single-sided	**D** - double-sided

Code	Price	Weight (lb)	Volume (ft³)
Base-line			
C-ES84-072-S	596	2.48	0.4
C-ES84-168-S	785	5.12	0.4
C-ES84-072-D	748	2.28	0.4
C-ES84-168-D	938	5.22	0.4
Belt-line			
C-ES84-072-B14	813	3.28	0.4
C-ES84-168-B14	1005	4.48	0.4
C-ES84-072-B20	946	3.48	0.4
C-ES84-168-B20	1138	5.22	0.4
Without Power Module			
C-ES84-072-0	342		
C-ES84-168-0	531		

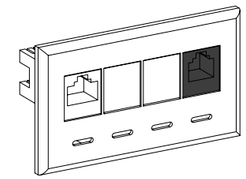

ECK1

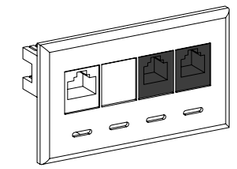

ECK2

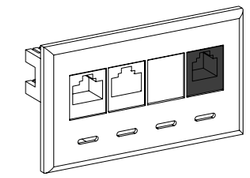

ECK3

What's Included:

Communication kit, face plate, and jacks, as specified.

How to Specify:

This product is available only in black.

Specify configuration.

Notes:

Config 1: one communication outlet (RJ11), one data outlet (RJ45)

Config 2: two communication outlets (RJ11), one data outlet (RJ45)

Config 3: one communication outlet (RJ11), two data outlets (RJ45)

Options:

configuration	**1** config 1	**2** config 2	**3** config 3
type	base-line	**B** belt-line	

Code	Price	Weight (lb)	Volume (ft³)
Base-line			
C-ECK1	183	0.24	0.2
C-ECK2	225	0.34	0.2
C-ECK3	280	0.34	0.2
Belt-line			
C-ECK1-B	235	0.24	0.2
C-ECK2-B	275	0.34	0.2
C-ECK3-B	334	0.34	0.2

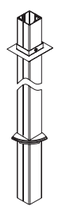

90-degree connection

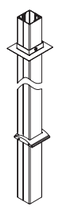

t-connection

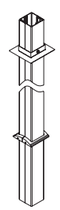

straight connection

4-way connection

What's Included:

Power pole, top cap, ceiling grommet.

How to Specify:

Specify vinyl color.

Refer to the vinyl/metal finish card for details.

Notes:

8 wire 4 circuit electrical system.

The vinyl power pole attaches to cosmo panel connectors in 90-degree connections, T-connections, straight connections or 4-way connections.

144-inch power poles have the option of being divided.

Options:

type	**D** - divided	**0** - non-divided
height	72, 144	
connection	**N** 90-degree connection	**T** t-connection
	S straight connection	**4** 4-way connection
finish	vinyl colors	

Code	Price	Weight (lb)	Volume (ft³)
90-degree connection			
C-EPVD-144-N	427	6	1.5
C-EPV0-072-N	251	3	1
C-EPV0-144-N	389	6	1.5
t-connection			
C-EPVD-144-T	427	6	1.5
C-EPV0-072-T	251	3	1
C-EPV0-144-T	389	6	1.5
straight connection			
C-EPVD-144-S	427	6	1.5
C-EPV0-072-S	251	3	1
C-EPV0-144-S	389	6	1.5
4-way connection			
C-EPVD-144-4	427	6	1.5
C-EPV0-072-4	251	3	1
C-EPV0-144-4	389	6	1.5

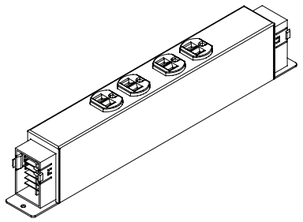

4 outlets

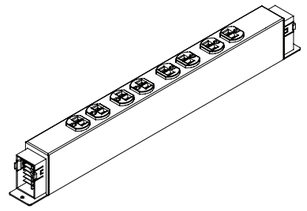

8 outlets

What's Included:

Belt-line electrics power module as specified.

How to Specify:

This product is available only in black.

Notes:

8 wire 4 circuit electrical system.

Belt-line electrics power modules are available with four outlets or eight outlets.

18-inch and 24-inch wide panel frames do not accommodate a belt-line power module.

30-inch wide panel frame accommodates belt-line power module with 4 outlets only.

30-inch wide panel frames placed side-by-side can only accommodate one 4 outlet module in one of the panel frames.

30-inch wide panel frame with a belt-line power module does not accommodate belt-line data/communication kits.

36-inch wide panel frame with a belt-line power module (8 outlets) does not accommodate belt-line data/communication kits.

Options:

type **B14** 4 outlets (14") **B20** 8 outlets (20")

Code	Price	Weight (lb)	Volume (ft³)
4 outlets			
C-EM84-B14	472	2	0.2
8 outlets			
C-EM84-B20	605	2.7	0.2

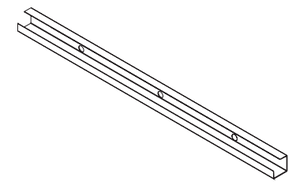

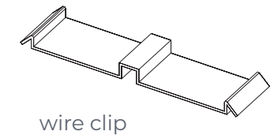

wire clip

What's Included:

Wire Manager, installation hardware.

How to Specify:

Specify the length of the wire manager to be 6-inches less than the width of the workstation to which it will be mounted.

Notes:

The horizontal wire manager attaches to the underside of a worksurface.

Options:

width 12, 18, 24, 30, 36, 42, 48, 54, 60, 66, 72

Code	Price	W (in.)	Weight (lb)	Volume (ft³)
horizontal wire manager				
V-EWHB-12	9	12	0.15	0.1
V-EWHB-18	14	18	0.25	0.15
V-EWHB-24	19	24	0.35	0.2
V-EWHB-30	23	30	0.45	0.25
V-EWHB-36	26	36	0.55	0.3
V-EWHB-42	31	42	0.65	0.35
V-EWHB-48	34	48	0.75	0.4
V-EWHB-54	37	54	0.85	0.45
V-EWHB-60	43	60	0.95	0.5
V-EWHB-66	47	66	1.05	0.55
V-EWHB-72	49	72	1.15	0.6
worksurface wire clips				
V-EWHC	45			



What's Included:

Connector Harness, as specified.

How to Specify:

Notes:

8 wire 4 circuit electrical system.

The connector harness is equipped with two male ends.

Connector harnesses, 148-inches and longer are comprised of two pieces connected together.

Options:

length 22, 25, 28, 31, 34, 37, 40, 43, 46, 49, 52, 55, 58, 61, 64, 67, 70, 73, 76, 79, 82, 85, 88, 91, 94, 97, 100, 103, 106, 109, 112, 115, 118, 121, 124, 127, 130, 133, 136, 139, 142, 145, 148, 151, 154, 157, 160, 163, 166, 169, 172, 175, 178, 181

Code	Price	L (in.)	Weight (lb)	Volume (ft^3)
one piece harness				
C-EH84-22	191	22	0.6	0.2
C-EH84-25	198	25	0.7	0.2
C-EH84-28	203	28	0.8	0.2
C-EH84-31	213	31	0.8	0.2
C-EH84-34	218	34	0.9	0.2
C-EH84-37	225	37	1	0.2
C-EH84-40	235	40	1.1	0.2
C-EH84-43	239	43	1.2	0.2
C-EH84-46	244	46	1.3	0.2
C-EH84-49	250	49	1.5	0.2
C-EH84-52	259	52	1.5	0.2
C-EH84-55	267	55	1.6	0.2
C-EH84-58	275	58	1.7	0.2
C-EH84-61	278	61	1.8	0.2
C-EH84-64	287	64	1.9	0.2
C-EH84-67	295	67	1.9	0.2
C-EH84-70	301	70	2	0.2
C-EH84-73	308	73	1.95	0.2
C-EH84-76	315	76	2.04	0.2
C-EH84-79	320	79	2.12	0.2
C-EH84-82	327	82	2.12	0.2
C-EH84-85	335	85	2.37	0.2
C-EH84-88	340	88	2.37	0.2
C-EH84-91	348	91	2.37	0.2
C-EH84-94	354	94	2.53	0.2
C-EH84-97	363	97	2.53	0.2
C-EH84-100	370	100	2.7	0.2

Code	Price	L (in.)	Weight (lb)	Volume (ft^3)
C-EH84-103	375	103	2.7	0.2
C-EH84-106	383	106	2.86	0.2
C-EH84-109	389	109	2.86	0.2
C-EH84-112	397	112	3.03	0.2
C-EH84-115	403	115	3.03	0.2
C-EH84-118	411	118	3.19	0.2
C-EH84-121	416	121	3.36	0.2
C-EH84-124	423	124	3.36	0.2
C-EH84-127	434	127	3.52	0.2
C-EH84-130	438	130	3.52	0.2
C-EH84-133	441	133	3.39	0.2
C-EH84-136	453	136	3.69	0.2
C-EH84-139	459	139	3.85	0.2
C-EH84-142	464	142	3.85	0.2
C-EH84-145	474	145	3.85	0.2
two piece harnesses				
C-EH84-148	634	148	3.85	0.2
C-EH84-151	640	151	4.18	0.2
C-EH84-154	646	154	4.26	0.2
C-EH84-157	655	157	4.35	0.2
C-EH84-160	659	160	4.43	0.2
C-EH84-163	663	163	4.51	0.2
C-EH84-166	673	166	4.59	0.2
C-EH84-169	681	169	4.68	0.2
C-EH84-172	687	172	4.76	0.2
C-EH84-175	695	175	4.84	0.2
C-EH84-178	703	178	4.92	0.2
C-EH84-181	709	181	5.01	0.2

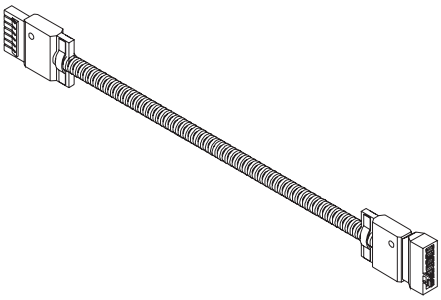

What's Included:

Harness, as specified.

How to Specify:

This product is available only in black.

Notes:

8 wire 4 circuit electrical system.

The harness is equipped with one male end and one female end. The harness connects connector harnesses to electrical power modules.

Options:

length	44, 122

Code	Price	L (in.)	Weight (lb)	Volume (ft³)
C-E8FM-044	244	44	0.3	0.2
C-E8FM-122	423	122	0.6	0.2