

tayco®

**Bridgeway  
Pricebook**  
April 2026

# Contents

foot	10
foot style	10
Post	11
post types	11
Bridge Connector	12
Bridge Types	13
Rectangular Bridge	13
P Style Bridge	14
A Style Bridge	15
Metal Tile	16
/w no cutouts	16
/w left hand electric and data cutout	17
/w right hand electric and data cutout	18
Fabric Tile	19
Fabric Wrapped Tile /w no cutouts	19
Fabric Wrapped Tile /w left hand electric and data cutout	20
Fabric Wrapped Tile /w right hand electric and data cutout	21
Laminate Tile	22
/w no cutouts	22
/w left hand electric and data cutout	23
Fabric Wrapped Tile /w right hand electric and data cutout	24
Gallery Panels	25
22”H Panels for 22” High Beam	25
29”H Panels for 22” High Beam	26
29”H Panels for 29” High Beam	27
34”H Panels for 29” High Beam	28
34”H Panels for 22” High Beam	29
37”H Panels for 22” High Beam	30
37”H Panels for 29” High Beam	31
42”H Panels for 22” High Beam	32
42”H Panels for 29” High Beam	33
45”H Panels for 22” High Beam	34
45”H Panels for 29” High Beam	35

50”H Panels for 22” High Beam	36
50”H Panels for 29” High Beam	37
53”H Panels for 22” High Beam	38
53”H Panels for 29” High Beam	39
Electrics	40
Power Pole	40
Infeed	41
Jumpers	42
Receptacles	44
Data	45
Data Grommet Cover	46
Distribution Box	47
Jumper Connectors	48
New York Box with Jumper	49
Distribution Box Configurations	50
Beam Kit for Cabinet	52
Wire Manager	53
Wall Mount Bracket	54
Frameless Blade	55
Acrylic	55
Clear	55
Frosted	56
Glass	57
Clear Tempered	57
Frosted Tempered	58
PET Board	59

## Caution

### Load Bottom Drawer First

- Operate one drawer at a time
- Units may tip if loaded incorrectly
- Units should be attached to a wall or other furniture to reduce tipping hazard
- Always load the heaviest files in the bottom drawer

### Heavy Load

- Some products must be anchored to wall to ensure stability & safety.
- It is the owner and installers responsibility to ensure that the wall type and construction is of sufficient strength to carry the loads of any wall mounted products and their contents.
- Failure of the wall and anchors to support all imposed loads may result in property damage and/or personal injury.
- Tayco can provide size and empty weight of its products only. As wall blocking is considered a building construction process, Tayco cannot provide recommendations in this respect and cannot be responsible for damage or injury that may occur as a result of improper installation and/or blocking.

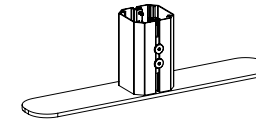
### Instability Hazard

Mobile items on casters such as flip top, personal and movable tables of any type and storage items of any type may present an instability hazard if not secured correctly while in use or in storage. Flip top tables or training tables of any type, are inherently more unstable when folded. Tayco provides the following guidelines & warnings when using mobile products:

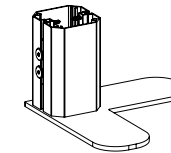
- Lock casters immediately after moving. Do not leave the casters unlocked when in use or in storage.
- Motion may increase the instability of any item with casters. If the wheels hit an obstruction the table's forward momentum often causes overturn, especially if the item is not equipped with wheel extensions. Exercise strong caution while moving these items.
- Use caution when abrupt level changes in the floor are present (such as a doorway or room threshold) as caster failure or tipping may result.
- Do not stand, sit or lean on mobile items for support. They are not intended for this use and personal injury or property damage may result.
- Mobile units that feature height adjustable elements must be lowered to the minimum compressed height when moving to prevent instability. It is also recommended the user remove all computer equipment or other accessories to prevent possible weight imbalance or damage to equipment.
- Failure to follow the guidelines above may result in property damage or personal injury.

## Statement of Line

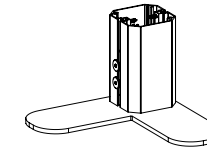
### Foot



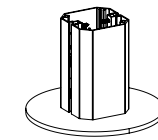
B-FTS  
Feet T Straight  
D: 18"-24"



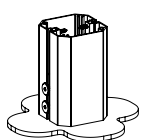
B-FLL  
Feet L (Left Hand)  
D: 18"



B-FLR  
Feet L (Right Hand)  
D: 18"

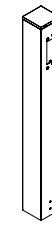


B-FC  
Feet Circular

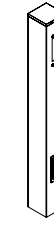


B-FX  
Feet Cross

### Post Types



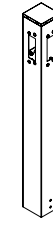
B-PST-E  
Start/End Post  
H:22"-29"



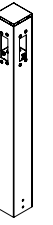
B-PST-0122-2WS  
Post Square  
2 Way Straight  
H:22"-29"




B-PST-2W90-L  
Post Square 90 Degree  
(Left Hand Shown)  
H:22"-29"



B-PST-3W  
Post Square 3 Way  
H:22"-29"



B-PST-4W  
Post Square 4 Way  
H:22"-29"



B-PST-2W  
Post 120 Degree,  
2 Way With Glide  
H:22"-29"



B-PST-3WS  
Post 120 Degree,  
3 Way With Glide  
H:22"-29"

### Bridge Connector

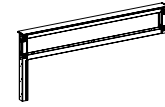


B-PST01BRG  
Straight Bridge To Bridge  
Connection  
H:13"-21"

Bridge Types



B-BRGR  
Start/End Post  
H:8"  
W: 36"-72"

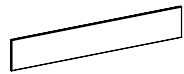


B-BRGP  
P Bridge  
(Single Gallery  
Panel Application)  
H:22", 29"  
W:36"-72"

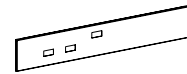


B-BRGA  
A Bridge  
(Double Gallery  
Panel Application)  
H:22",29"  
W: 36"-72"

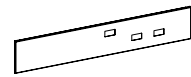
Metal Tile



B-TLM-NE  
Metal Tile No Electric Or  
Data Cutouts  
H:8"  
W: 36"-72"

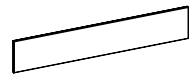


B-TLM-EL  
Metal Tile With Electric  
And Data Cutout (Left  
Hand Shown)  
H:8"  
W: 36"-72"

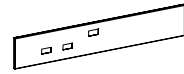


B-TLM-ER  
Metal Tile With Electric  
And Data Cutout (Right  
Hand Shown)  
H:8"  
W: 36"-72"

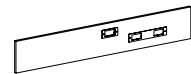
Fabric Tile



B-TLF-NE  
Fabric Wrapped Tile No  
Electric Or Data Cutouts  
H:8"  
W: 36"-72"

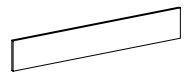


B-TLF-EL  
Fabric Wrapped Tile With  
Electric And Data Cutouts  
(Left Hand Shown)  
H:8"  
W: 36"-72"

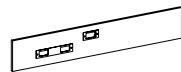


B-TLF-ER  
Fabric Wrapped Tile With  
Electric And Data Cutouts  
(Right Hand Shown)  
H:8"  
W: 36"-72"

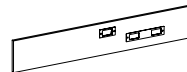
Laminate Tile



B-TLL-NE  
Laminate Tile No Electric  
Or Data Cutouts  
H:8"  
W: 36"-72"

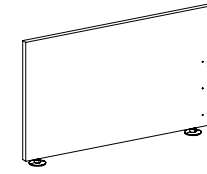


B-TLL-EL  
Laminate Tile With Electric  
And Data Cutouts (Left  
Hand Shown)  
H:8"  
W: 36"-72"

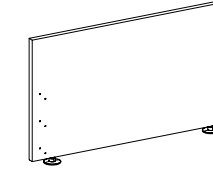


B-TLL-ER  
Laminate With Electric  
And Data Cutouts (Right  
Hand Shown)  
H:8"  
W: 36"-72"

Gallery Panels



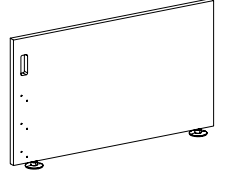
B-GPS-L-E  
Single Side, End Run  
(Left Hand Shown)  
H:22", 29",34",37",  
42",45", 50", 53"  
W: 30"-36"



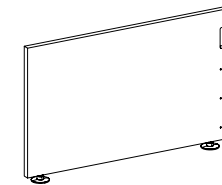
B-GPS-R-E  
Single Side, End Run  
(Right Hand Shown)  
H:22", 29",34",37",  
42",45", 50", 53"  
W: 30"-36"



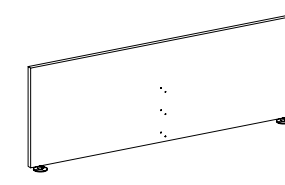
B-GPS-L-EE  
Single Side, End Run With  
Electrical Cutouts (Left  
Hand Shown)  
H:22", 29",34",37",  
42",45", 50", 53"  
W: 30"-36"



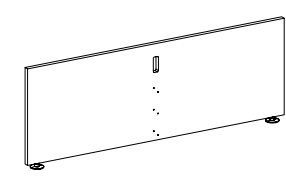
B-GPS-R-EE  
Single Side, End Run With  
Electrical Cutouts (Right  
Hand Shown)  
H:22", 29",34",37",  
42",45", 50", 53"  
W: 30"-36"



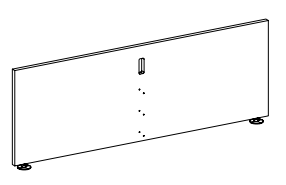
B-GPS-M  
Single Side, Middle  
H:22", 29",34",37",  
42",45", 50", 53"  
W: 30"-36"



B-GPD-E  
Double Side, End Run  
H:22", 29",34",37",  
42",45", 50", 53"  
W: 60"-72"

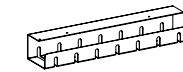


B-GPD-EE  
Double Side, End Run With  
Electrical Cutout  
H:22", 29",34",37",  
42",45", 50", 53"  
W: 60"-72"



B-GPD-M  
Double Side, Middle  
H:22", 29",34",37",  
42",45", 50", 53"  
W: 60"-72"

Wire Manager



B-WIREB  
Wire Basket



B-WIREV  
Wire manager vertical kit

Electrical

Power Pole



B-PP022-096  
Power Pole 96" long  
H: 22"-29"



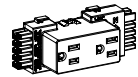
B-PP022-144  
Power Pole 144" long  
H: 22"-29"

Infeed



B-ES/B-FPE  
Ceiling/Wall Infeed,  
Floor Infeed  
72"-144"

Receptacles



B-R15  
Receptacle

Jumpers



B-JMS  
Mesh Jumper  
W:6"-15"



B-JOM  
Oval + Mesh Jumper  
H:28"-64"



B-JOV  
5/8" Oval Jumper  
H:12"-84"

Jumper Connectors

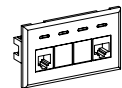


B-IC  
I-Connector

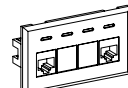


B-HC  
H-Connector

Data

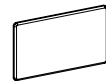


B-ECK1  
Kit Type 1 Rj11/45



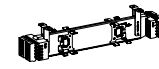
B-ECK6  
Kit Type 6 Rj45/45

Data Grommet Cover

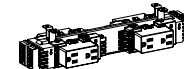


B-ECVB  
Cover

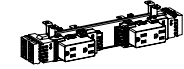
Distribution Box



B-EM810  
Distribution Box



B-ED-D  
Double Sided Distribution  
Box Complete With  
Receptacle



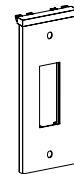
B-ED-S  
Single Sided Distribution  
Box Complete With  
Receptacle

New York Box with Jumper



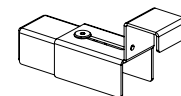
B-NYB7  
New York Box With  
Integral 7" Jumper

Beam Kit for Cabinet



B-ENDP-8  
End Post Kit For Cabinet  
Application

Wall Mount Bracket



B-WMNTBKT  
Wall Mount Bracket

Frameless Blade



B-VUCP-C  
Clear Acrylic  
H: 8"-16"  
W: 36"-72"



B-VUCP-F  
Frosted Acrylic  
H: 8"-16"  
W: 36"-72"



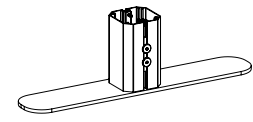
B-VUCP-C-G  
Clear Tempered Glass  
H: 8"-20"  
W: 36"-72"



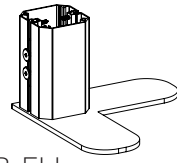
B-VUCP-F-G  
Frosted Tempered Glass  
H: 8"-20"  
W: 36"-72"



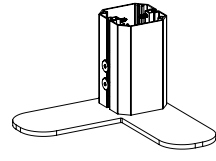
B-V0-P-P  
PET Board  
H: 8"-20"  
W: 36"-72"



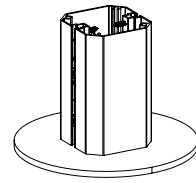
B-FTS-18



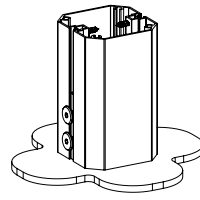
B-FLL



B-FLR



B-FC



B-FX

**What's Included:**

Feet and kit included

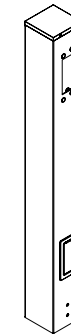
**How to Specify:**

Metal colour

**Notes:**

T Feet , Comes with 3" height adjustable (all items)

Code	Price	Height	Width	Depth
B-FTS-18	267	-	-	18
B-FTS-24	298	-	-	24
B-FLL	231	-	-	18
B-FLR	231	-	-	18
B-FC	221	-	-	-
B-FX	224	-	-	-



**What's Included:**

B-PST0129-E : Post with top cap  
All others: Post with top cap and grommet

**How to Specify:**

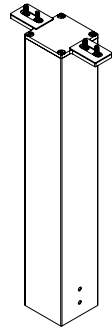
Metal colour

**Product Coding as follows:**

STYLE	
1	SQUARE
02	120 DEG/3WAY
TYPE	
E	END RUN
2WS	2 WAY STRAIGHT
2W90	2 WAY 90
3W	3 WAY
4W	4 WAY
HANDED/ELECTRICS	
L	LEFT HAND
R	RIGHT HAND
LE	LEFT HANDED ELECTRICS
RE	RIGHT HANDED ELECTRICS
EC	WALL FEED ENTRY
EP	POWER POLE ENTRY

Code	Price	H	W	D	Code	Price	H	W	D
22" High Square Post					29" High Square Post				
B-PST0122-E	312	22	-	-	B-PST0129-E	352	29	-	-
B-PST0122-E-EC	325	22	-	-	B-PST0129-E-EC	365	29	-	-
B-PST0122-E-EP	325	22	-	-	B-PST0129-E-EP	365	29	-	-
B-PST0122-2WS	331	22	-	-	B-PST0129-2WS	370	29	-	-
B-PST0122-2WS-E	357	22	-	-	B-PST0129-2WS-E	397	29	-	-
B-PST0122-2W90-L	331	22	-	-	B-PST0129-2W90-L	370	29	-	-
B-PST0122-2W90-R	331	22	-	-	B-PST0129-2W90-R	370	29	-	-
B-PST0122-2W90-LE	357	22	-	-	B-PST0129-2W90-LE	397	29	-	-
B-PST0122-2W90-RE	357	22	-	-	B-PST0129-2W90-RE	397	29	-	-
B-PST0122-3W	349	22	-	-	B-PST0129-3W	389	29	-	-
B-PST0122-3W-E	376	22	-	-	B-PST0129-3W-E	416	29	-	-
B-PST0122-4W	368	22	-	-	B-PST0129-4W	408	29	-	-
B-PST0122-4W-E	395	22	-	-	B-PST0129-4W-E	434	29	-	-
22" High Triangle Post*					29" High Triangle Post*				
B-PST0222-2W	341	22	-	-	B-PST0229-2W	352	29	-	-
B-PST0222-3W	346	22	-	-	B-PST0229-3W	357	29	-	-

\* Comes with a glide, does not require a foot



**What's Included:**

Kit comes with plate supporting leg and hardware

**How to Specify:**

Metal colour

**Notes:**

Code	Price	Height	Width	Depth
B-PST01BRG-29	335	21	-	-
B-PST01BRG-22	285	13	-	-



**What's Included:**

Bridge and top cap

**How to Specify:**

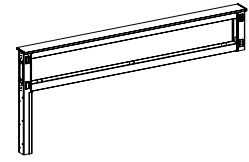
Metal colour

**Notes:**

**Options:**

W: 36, 42, 48, 54, 60, 66, 72

Code	Price	Height	Width	Depth
B-BRGR-36	425	8	36	-
B-BRGR-42	439	8	42	-
B-BRGR-48	455	8	48	-
B-BRGR-54	511	8	54	-
B-BRGR-60	524	8	60	-
B-BRGR-66	588	8	66	-
B-BRGR-72	595	8	72	-



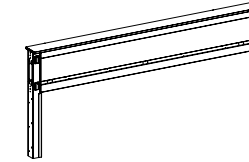
**What's Included:**

Bridge and top cap

**How to Specify:**

Metal colour

Code	Price	H	W	D	Code	Price	H	W	D
22" High					29" High				
B-BRGP-2236	508	22	36	-	B-BRGP-2936	521	29	36	-
B-BRGP-2242	521	22	42	-	B-BRGP-2942	534	29	42	-
B-BRGP-2248	538	22	48	-	B-BRGP-2948	551	29	48	-
B-BRGP-2254	582	22	54	-	B-BRGP-2954	595	29	54	-
B-BRGP-2260	595	22	60	-	B-BRGP-2960	608	29	60	-
B-BRGP-2266	671	22	66	-	B-BRGP-2966	684	29	66	-
B-BRGP-2272	677	22	72	-	B-BRGP-2972	690	29	72	-



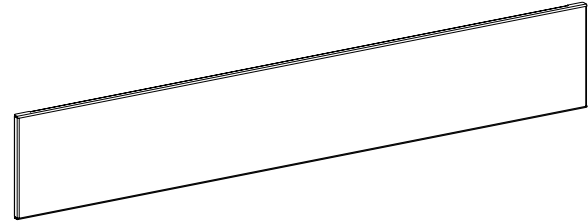
**What's Included:**

Bridge and top cap

**How to Specify:**

Metal colour

Code	Price	H	W	D	Code	Price	H	W	D
22" High					29" High				
B-BRGA-2236	569	22	36	-	B-BRGA-2936	596	29	36	-
B-BRGA-2242	583	22	42	-	B-BRGA-2942	609	29	42	-
B-BRGA-2248	599	22	48	-	B-BRGA-2948	626	29	48	-
B-BRGA-2254	643	22	54	-	B-BRGA-2954	670	29	54	-
B-BRGA-2260	657	22	60	-	B-BRGA-2960	683	29	60	-
B-BRGA-2266	732	22	66	-	B-BRGA-2966	758	29	66	-
B-BRGA-2272	739	22	72	-	B-BRGA-2972	765	29	72	-



**What's Included:**

Metal tile

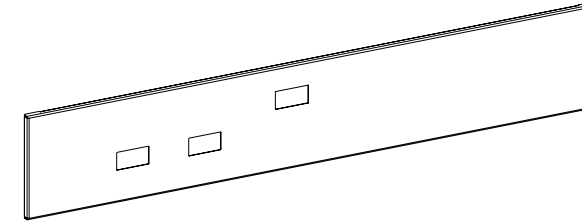
**How to Specify:**

Metal colour

**Notes:**

Metal Tile with no data or electrical cutouts

Code	Price	Height	Width	Depth
B-TLM-36-NE	202	8	36	-
B-TLM-42-NE	204	8	42	-
B-TLM-48-NE	225	8	48	-
B-TLM-54-NE	238	8	54	-
B-TLM-60-NE	246	8	60	-
B-TLM-66-NE	277	8	66	-
B-TLM-72-NE	284	8	72	-



**What's Included:**

Metal tile

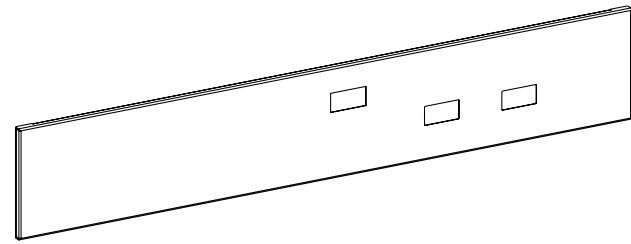
**How to Specify:**

Metal colour

**Notes:**

Metal Tile with left hand data and electric cutouts

Code	Price	Height	Width	Depth
B-TLM-36-EL	202	8	36	-
B-TLM-42-EL	204	8	42	-
B-TLM-48-EL	225	8	48	-
B-TLM-54-EL	238	8	54	-
B-TLM-60-EL	246	8	60	-
B-TLM-66-EL	277	8	66	-
B-TLM-72-EL	284	8	72	-



**What's Included:**

Metal tile

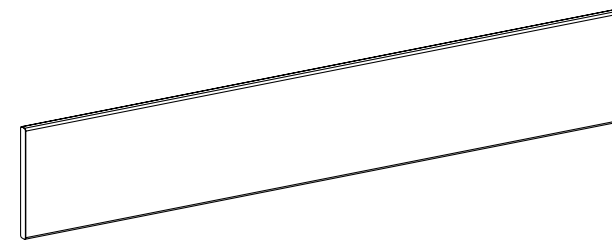
**How to Specify:**

Metal colour

**Notes:**

Metal Tile with right hand data and electric cutouts

Code	Price	Height	Width	Depth
B-TLM-36-ER	202	8	36	-
B-TLM-42-ER	204	8	42	-
B-TLM-48-ER	225	8	48	-
B-TLM-54-ER	238	8	54	-
B-TLM-60-ER	246	8	60	-
B-TLM-66-ER	277	8	66	-
B-TLM-72-ER	284	8	72	-



**What's Included:**

Fabric tile

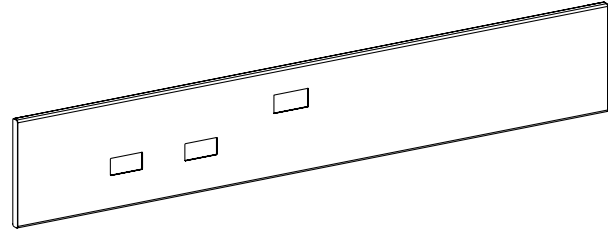
**How to Specify:**

Fabric colour

**Notes:**

Fabric Tile with no data or electrical cutouts

Code	Price	Height	Width	Depth
B-TLF-36-NE	320	8	36	-
B-TLF-42-NE	321	8	42	-
B-TLF-48-NE	384	8	48	-
B-TLF-54-NE	397	8	54	-
B-TLF-60-NE	426	8	60	-
B-TLF-66-NE	470	8	66	-
B-TLF-72-NE	477	8	72	-



**What's Included:**

Fabric tile

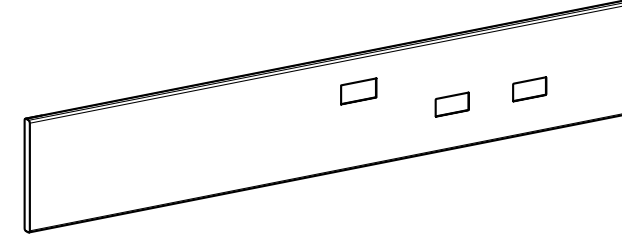
**How to Specify:**

Fabric colour

**Notes:**

Fabric Tile with left hand data and electric cutouts

Code	Price	Height	Width	Depth
B-TLF-36-EL	320	8	36	-
B-TLF-42-EL	321	8	42	-
B-TLF-48-EL	384	8	48	-
B-TLF-54-EL	397	8	54	-
B-TLF-60-EL	426	8	60	-
B-TLF-66-EL	470	8	66	-
B-TLF-72-EL	477	8	72	-



**What's Included:**

Fabric tile

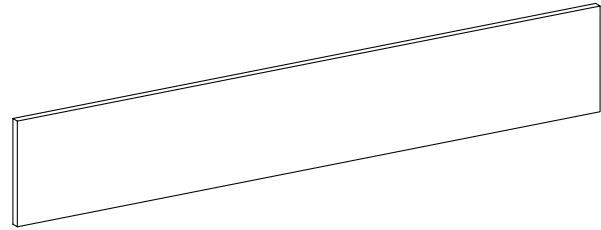
**How to Specify:**

Fabric colour

**Notes:**

Fabric Tile with right hand data and electric cutouts

Code	Price	Height	Width	Depth
B-TLF-36-ER	320	8	36	-
B-TLF-42-ER	321	8	42	-
B-TLF-48-ER	384	8	48	-
B-TLF-54-ER	397	8	54	-
B-TLF-60-ER	426	8	60	-
B-TLF-66-ER	470	8	66	-
B-TLF-72-ER	477	8	72	-



**What's Included:**

Laminate tile

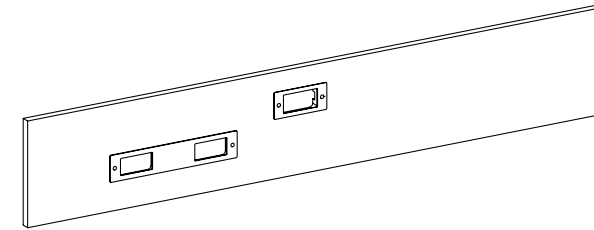
**How to Specify:**

Laminate colour

**Notes:**

Laminate Tile with no data or electrical cutouts,  
Grain direction is horizontal

Code	Price	Height	Width	Depth
B-TLL-36-NE	148	8	36	-
B-TLL-42-NE	150	8	42	-
B-TLL-48-NE	152	8	48	-
B-TLL-54-NE	190	8	54	-
B-TLL-60-NE	192	8	60	-
B-TLL-66-NE	194	8	66	-
B-TLL-72-NE	197	8	72	-



**What's Included:**

Laminate tile

**How to Specify:**

Laminate colour

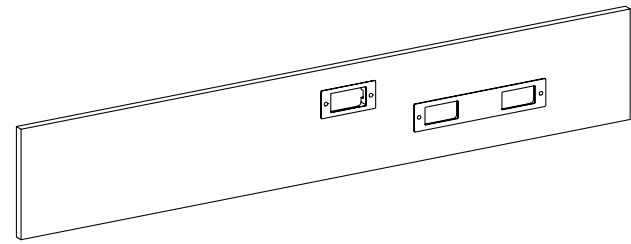
**Options:**

Bezel Colour: Black or White

**Notes:**

Laminate Tile with left hand data and  
electric cutouts

Code	Price	Height	Width	Depth
B-TLL-36-EL	265	8	36	-
B-TLL-42-EL	267	8	42	-
B-TLL-48-EL	270	8	48	-
B-TLL-54-EL	307	8	54	-
B-TLL-60-EL	309	8	60	-
B-TLL-66-EL	312	8	66	-
B-TLL-72-EL	314	8	72	-



**What's Included:**

Laminate tile

**How to Specify:**

Laminate colour

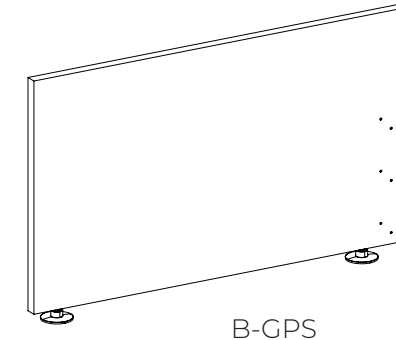
**Options:**

Bezel Colour: Black or White

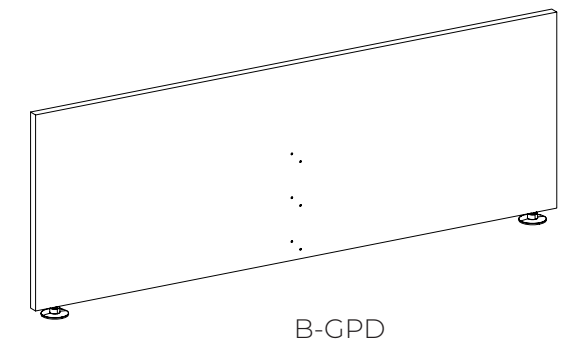
Code	Price	Height	Width	Depth
B-TLL-36-ER	265	8	36	-
B-TLL-42-ER	267	8	42	-
B-TLL-48-ER	270	8	48	-
B-TLL-54-ER	307	8	54	-
B-TLL-60-ER	309	8	60	-
B-TLL-66-ER	312	8	66	-
B-TLL-72-ER	314	8	72	-

**Notes:**

Laminate Tile with left hand data and electric cutouts



B-GPS



B-GPD

**What's Included:**

Gallery panels and glides

**How to Specify:**

Laminate and Metal colour

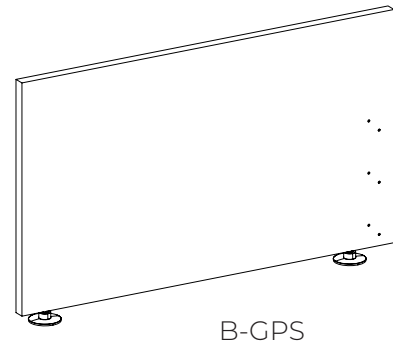
**Notes:**

Grain direction is horizontal

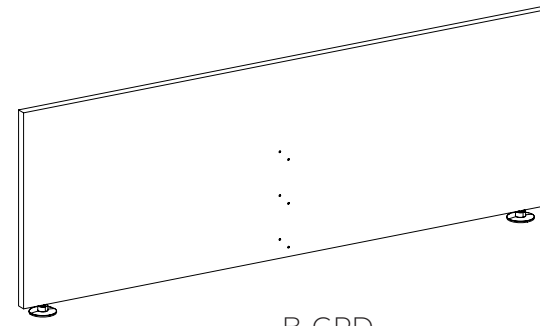
**Product Coding::**

- GPS single sided gallery panel
- GPD double sided gallery panel
- L or R specifies left handed or right handed
- E without electrical cutout
- EE with an electric cutout
- M mid gallery panel with a default cutout

Code	Price	Height	Width	Depth
B-GPS-222230-L-E	254	22	30	-
B-GPS-222230-R-E	254	22	30	-
B-GPS-222230-L-EE	254	22	30	-
B-GPS-222230-R-EE	254	22	30	-
B-GPS-222230-M	254	22	30	-
B-GPS-222236-L-E	274	22	36	-
B-GPS-222236-R-E	274	22	36	-
B-GPS-222236-L-EE	274	22	36	-
B-GPS-222236-R-EE	274	22	36	-
B-GPS-222236-M	274	22	36	-
B-GPD-222260-E	376	22	60	-
B-GPD-222260-EE	376	22	60	-
B-GPD-222260-M	376	22	60	-
B-GPD-222272-E	417	22	72	-
B-GPD-222272-EE	417	22	72	-
B-GPD-222272-M	417	22	72	-



B-GPS



B-GPD

**What's Included:**

Gallery panels and glides

**How to Specify:**

Laminate and Metal colour

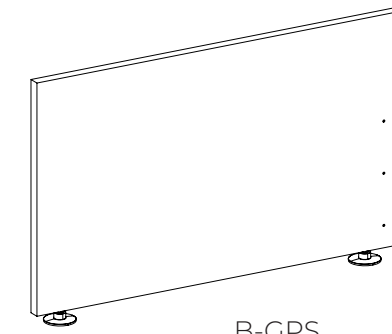
**Notes:**

Grain direction is horizontal

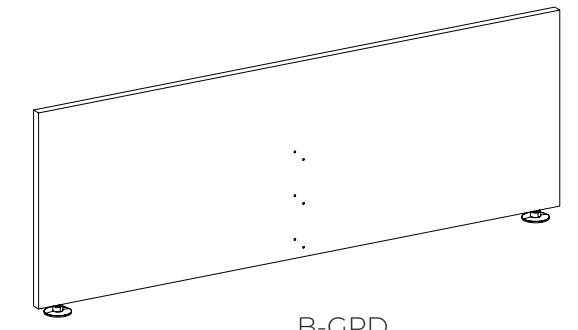
**Product Coding::**

- GPS single sided gallery panel
- GPD double sided gallery panel
- L or R specifies left handed or right handed
- E without electrical cutout
- EE with an electric cutout
- M mid gallery panel with a default cutout

Code	Price	Height	Width	Depth
B-GPS-292230-L-E	285	29	30	-
B-GPS-292230-R-E	285	29	30	-
B-GPS-292230-L-EE	285	29	30	-
B-GPS-292230-R-EE	285	29	30	-
B-GPS-292230-M	285	29	30	-
B-GPS-292236-L-E	311	29	36	-
B-GPS-292236-R-E	311	29	36	-
B-GPS-292236-L-EE	311	29	36	-
B-GPS-292236-R-EE	311	29	36	-
B-GPS-292236-M	311	29	36	-
B-GPD-292260-E	436	29	60	-
B-GPD-292260-EE	436	29	60	-
B-GPD-292260-M	436	29	60	-
B-GPD-292272-E	488	29	72	-
B-GPD-292272-EE	488	29	72	-
B-GPD-292272-M	488	29	72	-



B-GPS



B-GPD

**What's Included:**

Gallery panels and glides

**How to Specify:**

Laminate and Metal colour

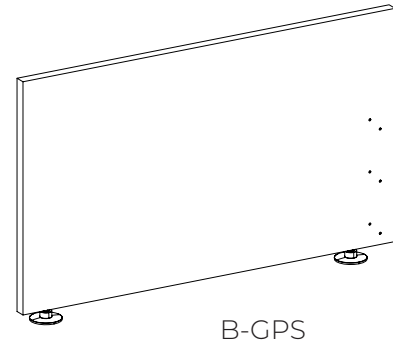
**Notes:**

Grain direction is horizontal

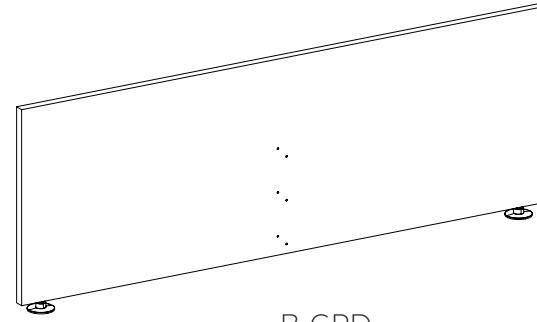
**Product Coding::**

- GPS single sided gallery panel
- GPD double sided gallery panel
- L or R specifies left handed or right handed
- E without electrical cutout
- EE with an electric cutout
- M mid gallery panel with a default cutout

Code	Price	Height	Width	Depth
B-GPS-292930-L-E	285	29	30	-
B-GPS-292930-R-E	285	29	30	-
B-GPS-292930-L-EE	285	29	30	-
B-GPS-292930-R-EE	285	29	30	-
B-GPS-292930-M	285	29	30	-
B-GPS-292936-L-E	311	29	36	-
B-GPS-292936-R-E	311	29	36	-
B-GPS-292936-L-EE	311	29	36	-
B-GPS-292936-R-EE	311	29	36	-
B-GPS-292936-M	311	29	36	-
B-GPD-292960-E	436	29	60	-
B-GPD-292960-EE	436	29	60	-
B-GPD-292960-M	436	29	60	-
B-GPD-292972-E	488	29	72	-
B-GPD-292972-EE	488	29	72	-
B-GPD-292972-M	488	29	72	-



B-GPS



B-GPD

**What's Included:**

Gallery panels and glides

**How to Specify:**

Laminate and Metal colour

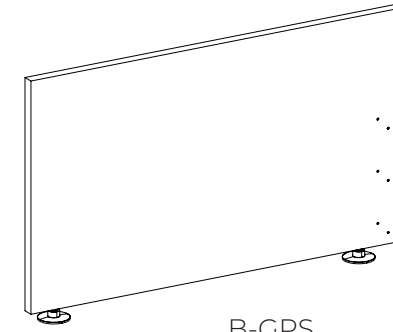
**Notes:**

Grain direction is horizontal

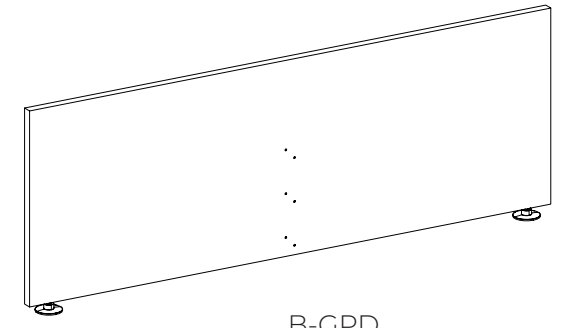
**Product Coding::**

- GPS single sided gallery panel
- GPD double sided gallery panel
- L or R specifies left handed or right handed
- E without electrical cutout
- EE with an electric cutout
- M mid gallery panel with a default cutout

Code	Price	Height	Width	Depth
B-GPS-342930-L-E	308	34	30	-
B-GPS-342930-R-E	308	34	30	-
B-GPS-342930-L-EE	308	34	30	-
B-GPS-342930-R-EE	308	34	30	-
B-GPS-342930-M	308	34	30	-
B-GPS-342936-L-E	338	34	36	-
B-GPS-342936-R-E	338	34	36	-
B-GPS-342936-L-EE	338	34	36	-
B-GPS-342936-R-EE	338	34	36	-
B-GPS-342936-M	338	34	36	-
B-GPD-342960-E	479	34	60	-
B-GPD-342960-EE	479	34	60	-
B-GPD-342960-M	479	34	60	-
B-GPD-342972-E	539	34	72	-
B-GPD-342972-EE	539	34	72	-
B-GPD-342972-M	539	34	72	-



B-GPS



B-GPD

**What's Included:**

Gallery panels and glides

**How to Specify:**

Laminate and Metal colour

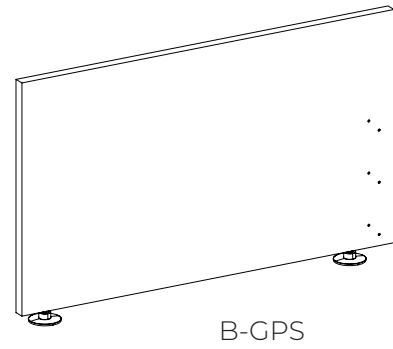
**Notes:**

Grain direction is horizontal

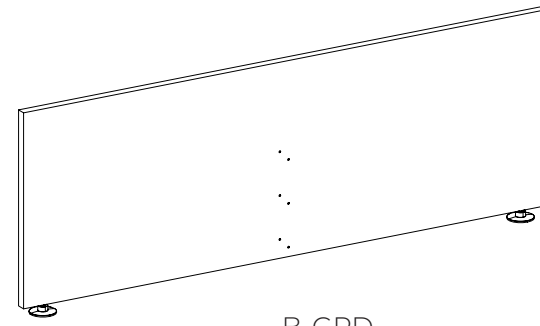
**Product Coding::**

- GPS single sided gallery panel
- GPD double sided gallery panel
- L or R specifies left handed or right handed
- E without electrical cutout
- EE with an electric cutout
- M mid gallery panel with a default cutout

Code	Price	Height	Width	Depth
B-GPS-342230-L-E	308	34	30	-
B-GPS-342230-R-E	308	34	30	-
B-GPS-342230-L-EE	308	34	30	-
B-GPS-342230-R-EE	308	34	30	-
B-GPS-342230-M	308	34	30	-
B-GPS-342236-L-E	338	34	36	-
B-GPS-342236-R-E	338	34	36	-
B-GPS-342236-L-EE	338	34	36	-
B-GPS-342236-R-EE	338	34	36	-
B-GPS-342236-M	338	34	36	-
B-GPD-342260-E	479	34	60	-
B-GPD-342260-EE	479	34	60	-
B-GPD-342260-M	479	34	60	-
B-GPD-342272-E	539	34	72	-
B-GPD-342272-EE	539	34	72	-
B-GPD-342272-M	539	34	72	-



B-GPS



B-GPD

**What's Included:**

Gallery panels and glides

**How to Specify:**

Laminate and Metal colour

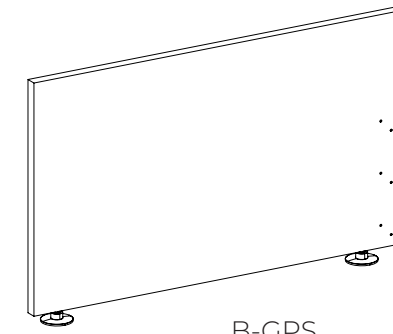
**Notes:**

Grain direction is horizontal

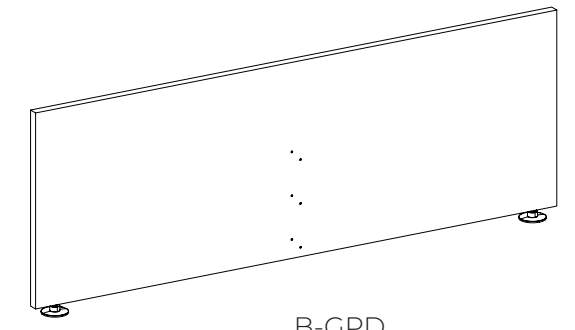
**Product Coding::**

- GPS single sided gallery panel
- GPD double sided gallery panel
- L or R specifies left handed or right handed
- E without electrical cutout
- EE with an electric cutout
- M mid gallery panel with a default cutout

Code	Price	Height	Width	Depth
B-GPS-372230-L-E	321	37	30	-
B-GPS-372230-R-E	321	37	30	-
B-GPS-372230-L-EE	321	37	30	-
B-GPS-372230-R-EE	321	37	30	-
B-GPS-372230-M	321	37	30	-
B-GPS-372236-L-E	354	37	36	-
B-GPS-372236-R-E	354	37	36	-
B-GPS-372236-L-EE	354	37	36	-
B-GPS-372236-R-EE	354	37	36	-
B-GPS-372236-M	354	37	36	-
B-GPD-360260-E	505	36	60	-
B-GPD-360260-EE	505	36	60	-
B-GPD-360260-M	505	36	60	-
B-GPD-372272-E	570	37	72	-
B-GPD-372272-EE	570	37	72	-
B-GPD-372272-M	570	37	72	-



B-GPS



B-GPD

**What's Included:**

Gallery panels and glides

**How to Specify:**

Laminate and Metal colour

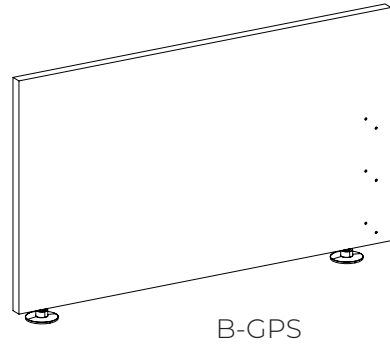
**Notes:**

Grain direction is horizontal

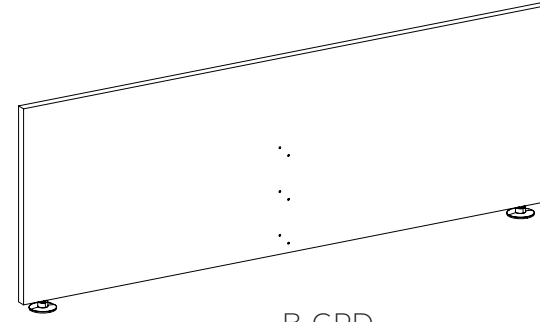
**Product Coding::**

- GPS single sided gallery panel
- GPD double sided gallery panel
- L or R specifies left handed or right handed
- E without electrical cutout
- EE with an electric cutout
- M mid gallery panel with a default cutout

Code	Price	Height	Width	Depth
B-GPS-372930-L-E	321	37	30	-
B-GPS-372930-R-E	321	37	30	-
B-GPS-372930-L-EE	321	37	30	-
B-GPS-372930-R-EE	321	37	30	-
B-GPS-372930-M	321	37	30	-
B-GPS-372936-L-E	354	37	36	-
B-GPS-372936-R-E	354	37	36	-
B-GPS-372936-L-EE	354	37	36	-
B-GPS-372936-R-EE	354	37	36	-
B-GPS-372936-M	354	37	36	-
B-GPD-370960-E	505	37	60	-
B-GPD-370960-EE	505	37	60	-
B-GPD-370960-M	505	37	60	-
B-GPD-372972-E	570	37	72	-
B-GPD-372972-EE	570	37	72	-
B-GPD-372972-M	570	37	72	-



B-GPS



B-GPD

**What's Included:**

Gallery panels and glides

**How to Specify:**

Laminate and Metal colour

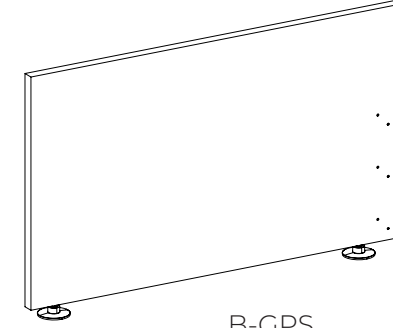
**Notes:**

Grain direction is horizontal

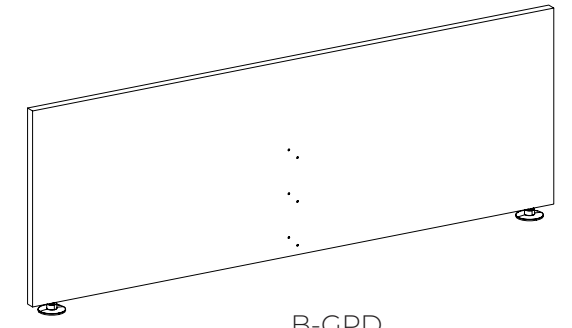
**Product Coding::**

- GPS single sided gallery panel
- GPD double sided gallery panel
- L or R specifies left handed or right handed
- E without electrical cutout
- EE with an electric cutout
- M mid gallery panel with a default cutout

Code	Price	Height	Width	Depth
B-GPS-422230-L-E	343	42	30	-
B-GPS-422230-R-E	343	42	30	-
B-GPS-422230-L-EE	343	42	30	-
B-GPS-422230-R-EE	343	42	30	-
B-GPS-422230-M	343	42	30	-
B-GPS-422236-L-E	380	42	36	-
B-GPS-422236-R-E	380	42	36	-
B-GPS-422236-L-EE	380	42	36	-
B-GPS-422236-R-EE	380	42	36	-
B-GPS-422236-M	380	42	36	-
B-GPD-422260-E	846	42	60	-
B-GPD-422260-EE	846	42	60	-
B-GPD-422260-M	846	42	60	-
B-GPD-422272-E	850	42	72	-
B-GPD-422272-EE	850	42	72	-
B-GPD-422272-M	850	42	72	-



B-GPS



B-GPD

**What's Included:**

Gallery panels and glides

**How to Specify:**

Laminate and Metal colour

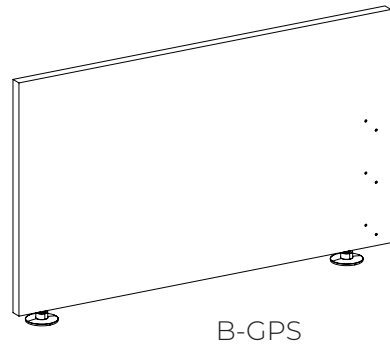
**Notes:**

Grain direction is horizontal

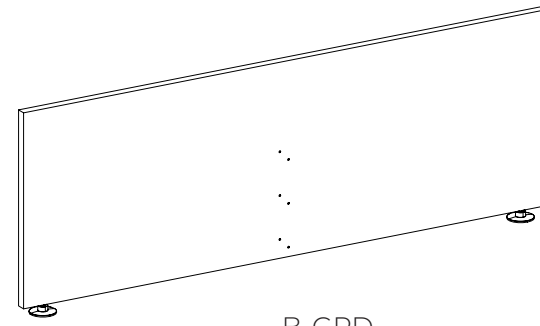
**Product Coding::**

- GPS single sided gallery panel
- GPD double sided gallery panel
- L or R specifies left handed or right handed
- E without electrical cutout
- EE with an electric cutout
- M mid gallery panel with a default cutout

Code	Price	Height	Width	Depth
B-GPS-422930-L-E	343	42	30	-
B-GPS-422930-R-E	343	42	30	-
B-GPS-422930-L-EE	343	42	30	-
B-GPS-422930-R-EE	343	42	30	-
B-GPS-422930-M	343	42	30	-
B-GPS-422936-L-E	380	42	36	-
B-GPS-422936-R-E	380	42	36	-
B-GPS-422936-L-EE	380	42	36	-
B-GPS-422936-R-EE	380	42	36	-
B-GPS-422936-M	380	42	36	-
B-GPD-422960-E	846	42	60	-
B-GPD-422960-EE	846	42	60	-
B-GPD-422960-M	846	42	60	-
B-GPD-422972-E	850	42	72	-
B-GPD-422972-EE	850	42	72	-
B-GPD-422972-M	850	42	72	-



B-GPS



B-GPD

**What's Included:**

Gallery panels and glides

**How to Specify:**

Laminate and Metal colour

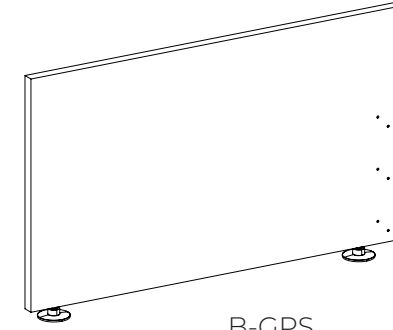
**Notes:**

Grain direction is horizontal

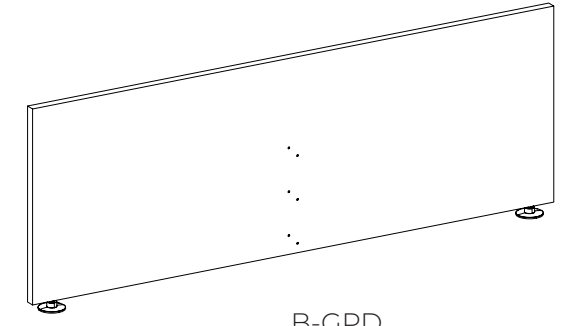
**Product Coding::**

- GPS single sided gallery panel
- GPD double sided gallery panel
- L or R specifies left handed or right handed
- E without electrical cutout
- EE with an electric cutout
- M mid gallery panel with a default cutout

Code	Price	Height	Width	Depth
B-GPS-452230-L-E	357	45	30	-
B-GPS-452230-R-E	357	45	30	-
B-GPS-452230-L-EE	357	45	30	-
B-GPS-452230-R-EE	357	45	30	-
B-GPS-452230-M	357	45	30	-
B-GPS-452236-L-E	396	45	36	-
B-GPS-452236-R-E	396	45	36	-
B-GPS-452236-L-EE	396	45	36	-
B-GPS-452236-R-EE	396	45	36	-
B-GPS-452236-M	396	45	36	-
B-GPD-452260-E	847	45	60	-
B-GPD-452260-EE	847	45	60	-
B-GPD-452260-M	847	45	60	-
B-GPD-452272-E	851	45	72	-
B-GPD-452272-EE	851	45	72	-
B-GPD-452272-M	851	45	72	-



B-GPS



B-GPD

**What's Included:**

Gallery panels and glides

**How to Specify:**

Laminate and Metal colour

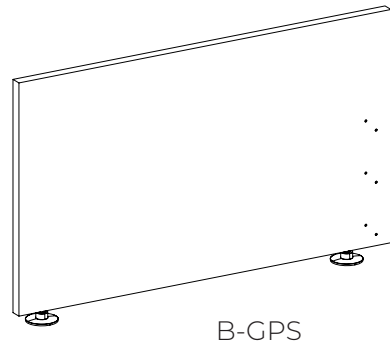
**Notes:**

Grain direction is horizontal

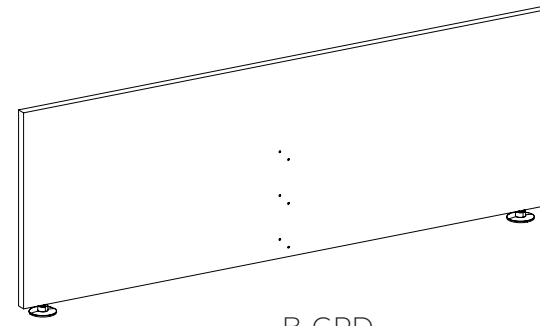
**Product Coding::**

- GPS single sided gallery panel
- GPD double sided gallery panel
- L or R specifies left handed or right handed
- E without electrical cutout
- EE with an electric cutout
- M mid gallery panel with a default cutout

Code	Price	Height	Width	Depth
B-GPS-452930-L-E	357	45	30	-
B-GPS-452930-R-E	357	45	30	-
B-GPS-452930-L-EE	357	45	30	-
B-GPS-452930-R-EE	357	45	30	-
B-GPS-452930-M	357	45	30	-
B-GPS-452936-L-E	396	45	36	-
B-GPS-452936-R-E	396	45	36	-
B-GPS-452936-L-EE	396	45	36	-
B-GPS-452936-R-EE	396	45	36	-
B-GPS-452936-M	396	45	36	-
B-GPD-452960-E	847	45	60	-
B-GPD-452960-EE	847	45	60	-
B-GPD-452960-M	847	45	60	-
B-GPD-452972-E	851	45	72	-
B-GPD-452972-EE	851	45	72	-
B-GPD-452972-M	851	45	72	-



B-GPS



B-GPD

**What's Included:**

Gallery panels and glides

**How to Specify:**

Laminate and Metal colour

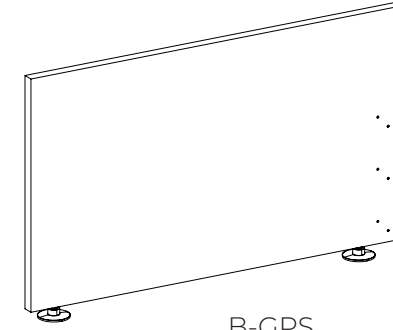
**Notes:**

Grain direction is horizontal

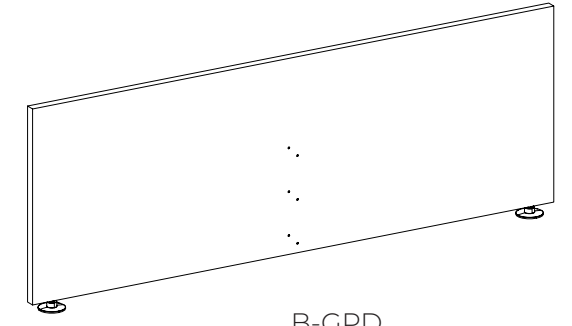
**Product Coding::**

- GPS single sided gallery panel
- GPD double sided gallery panel
- L or R specifies left handed or right handed
- E without electrical cutout
- EE with an electric cutout
- M mid gallery panel with a default cutout

Code	Price	Height	Width	Depth
B-GPS-502230-L-E	379	50	30	-
B-GPS-502230-R-E	379	50	30	-
B-GPS-502230-L-EE	379	50	30	-
B-GPS-502230-R-EE	379	50	30	-
B-GPS-502230-M	379	50	30	-
B-GPS-502236-L-E	422	50	36	-
B-GPS-502236-R-E	422	50	36	-
B-GPS-502236-L-EE	422	50	36	-
B-GPS-502236-R-EE	422	50	36	-
B-GPS-502236-M	422	50	36	-
B-GPD-502260-E	849	50	60	-
B-GPD-502260-EE	849	50	60	-
B-GPD-502260-M	849	50	60	-
B-GPD-502272-E	853	50	72	-
B-GPD-502272-EE	853	50	72	-
B-GPD-502272-M	853	50	72	-



B-GPS



B-GPD

**What's Included:**

Gallery panels and glides

**How to Specify:**

Laminate and Metal colour

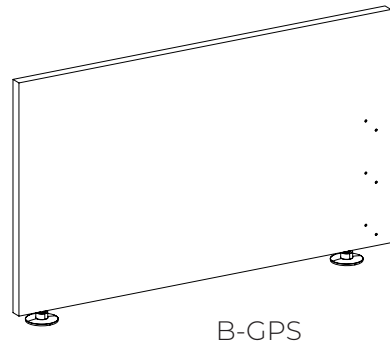
**Notes:**

Grain direction is horizontal

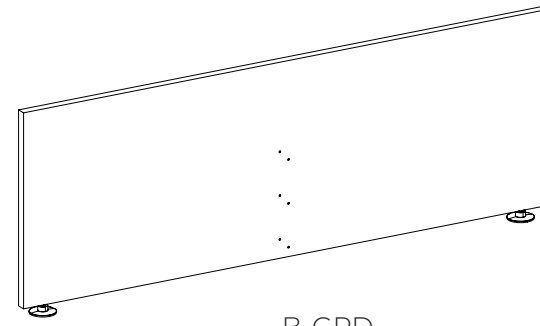
**Product Coding::**

- GPS single sided gallery panel
- GPD double sided gallery panel
- L or R specifies left handed or right handed
- E without electrical cutout
- EE with an electric cutout
- M mid gallery panel with a default cutout

Code	Price	Height	Width	Depth
B-GPS-502930-L-E	379	50	30	-
B-GPS-502930-R-E	379	50	30	-
B-GPS-502930-L-EE	379	50	30	-
B-GPS-502930-R-EE	379	50	30	-
B-GPS-502930-M	379	50	30	-
B-GPS-502936-L-E	422	50	36	-
B-GPS-502936-R-E	422	50	36	-
B-GPS-502936-L-EE	422	50	36	-
B-GPS-502936-R-EE	422	50	36	-
B-GPS-502936-M	422	50	36	-
B-GPD-502960-E	849	50	60	-
B-GPD-502960-EE	849	50	60	-
B-GPD-502960-M	849	50	60	-
B-GPD-502972-E	853	50	72	-
B-GPD-502972-EE	853	50	72	-
B-GPD-502972-M	853	50	72	-



B-GPS



B-GPD

**What's Included:**

Gallery panels and glides

**How to Specify:**

Laminate and Metal colour

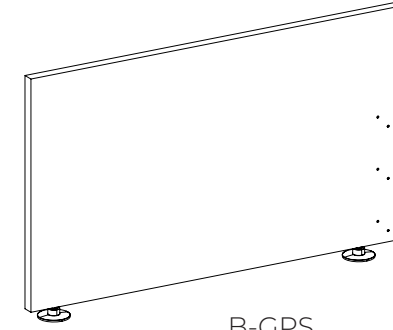
**Notes:**

Grain direction is horizontal

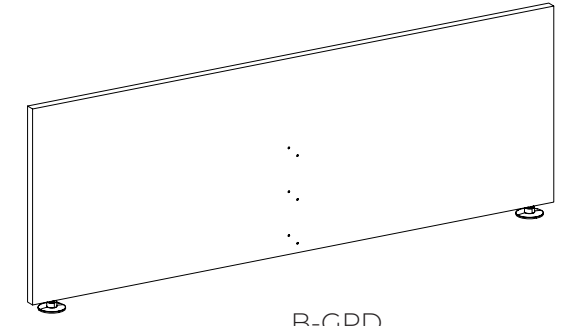
**Product Coding::**

- GPS single sided gallery panel
- GPD double sided gallery panel
- L or R specifies left handed or right handed
- E without electrical cutout
- EE with an electric cutout
- M mid gallery panel with a default cutout

Code	Price	Height	Width	Depth
B-GPS-532230-L-E	393	53	30	-
B-GPS-532230-R-E	393	53	30	-
B-GPS-532230-L-EE	393	53	30	-
B-GPS-532230-R-EE	393	53	30	-
B-GPS-532230-M	393	53	30	-
B-GPS-532236-L-E	438	53	36	-
B-GPS-532236-R-E	438	53	36	-
B-GPS-532236-L-EE	438	53	36	-
B-GPS-532236-R-EE	438	53	36	-
B-GPS-532236-M	438	53	36	-
B-GPD-532260-E	850	53	60	-
B-GPD-532260-EE	850	53	60	-
B-GPD-532260-M	850	53	60	-
B-GPD-532272-E	854	53	72	-
B-GPD-532272-EE	854	53	72	-
B-GPD-532272-M	854	53	72	-



B-GPS



B-GPD

**What's Included:**

Gallery panels and glides

**How to Specify:**

Laminate and Metal colour

**Notes:**

Grain direction is horizontal

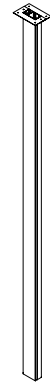
**Product Coding::**

- GPS single sided gallery panel
- GPD double sided gallery panel
- L or R specifies left handed or right handed
- E without electrical cutout
- EE with an electric cutout
- M mid gallery panel with a default cutout

Code	Price	Height	Width	Depth
B-GPS-532930-L-E	393	53	30	-
B-GPS-532930-R-E	393	53	30	-
B-GPS-532930-L-EE	393	53	30	-
B-GPS-532930-R-EE	393	53	30	-
B-GPS-532930-M	393	53	30	-
B-GPS-532936-L-E	438	53	36	-
B-GPS-532936-R-E	438	53	36	-
B-GPS-532936-L-EE	438	53	36	-
B-GPS-532936-R-EE	438	53	36	-
B-GPS-532936-M	438	53	36	-
B-GPD-532960-E	850	53	60	-
B-GPD-532960-EE	850	53	60	-
B-GPD-532960-M	850	53	60	-
B-GPD-532972-E	854	53	72	-
B-GPD-532972-EE	854	53	72	-
B-GPD-532972-M	854	53	72	-



96" High



144" High

**What's Included:**

Power pole back and cover (1), ceiling grommet - two halves (1), removable fasteners (9), and screw caps (2).

**How to Specify:**

Metal colour

**Notes:**

The power pole is 1.875-inches wide and 3.75-inches deep. Power and communication, cables are laid into separate channels of the power pole back. Spans from the ceiling to the floor allowing power and communication cables access.

Code	Price	Height	Width	Depth
B-PP022-096	890	96	-	-
B-PP029-096	890	96	-	-
B-PP022-144	975	144	-	-
B-PP029-144	975	144	-	-



**What's Included:**

B-ES8 Ceiling/wall infeed  
B-FPE Floor Power Entry

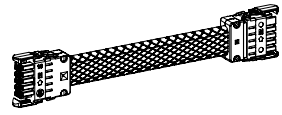
**How to Specify:**

**Options:**

Black or White

**Notes:**

Code	Price	Height	Width	Depth
Ceiling/ Wall Infeed				
B-ES8-072	284	-	72	-
B-ES8-144	465	-	144	-
Floor Infeed				
B-FPE-72	486	-	72	-



Stick Jumper



Hybrid Jumper



Oval Jumper

**What's Included:**

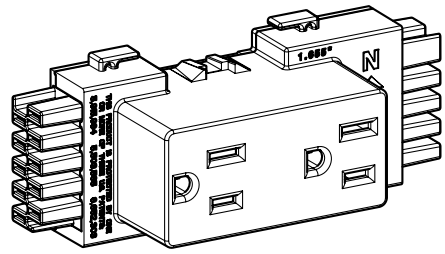
Jumper

**How to Specify:**

**Notes:**

Code	Price	Height	Width	Depth
Stick Jumper				
B-JMS-06	97	-	6	-
Mesh Jumper				
B-JMS-15	127	-	15	-
Hybrid Jumper				
B-JOM-28	205	-	28	-
B-JOM-34	221	-	34	-
B-JOM-40	235	-	40	-
B-JOM-46	250	-	46	-
B-JOM-52	264	-	52	-
B-JOM-58	275	-	58	-
B-JOM-64	296	-	64	-
Oval Jumper				
B-JOV-12	142	-	12	-
B-JOV-14	143	-	14	-
B-JOV-16	148	-	16	-
B-JOV-18	150	-	18	-
B-JOV-20	153	-	20	-
B-JOV-22	158	-	22	-

Code	Price	Height	Width	Depth
B-JOV-24	162	-	24	-
B-JOV-26	166	-	26	-
B-JOV-28	171	-	28	-
B-JOV-30	179	-	30	-
B-JOV-32	183	-	32	-
B-JOV-34	188	-	34	-
B-JOV-36	196	-	36	-
B-JOV-38	201	-	38	-
B-JOV-40	206	-	40	-
B-JOV-42	210	-	42	-
B-JOV-44	212	-	44	-
B-JOV-46	218	-	46	-
B-JOV-48	224	-	48	-
B-JOV-50	258	-	50	-
B-JOV-52	269	-	52	-
B-JOV-54	281	-	54	-
B-JOV-56	292	-	56	-
B-JOV-58	304	-	58	-
B-JOV-60	310	-	60	-
B-JOV-62	321	-	62	-
B-JOV-64	332	-	64	-
B-JOV-66	344	-	66	-
B-JOV-68	355	-	68	-
B-JOV-70	399	-	70	-
B-JOV-72	412	-	72	-
B-JOV-74	424	-	74	-
B-JOV-76	437	-	76	-
B-JOV-78	449	-	78	-
B-JOV-80	461	-	80	-
B-JOV-82	474	-	82	-
B-JOV-84	486	-	84	-



**What's Included:**

15 AMP Receptacle

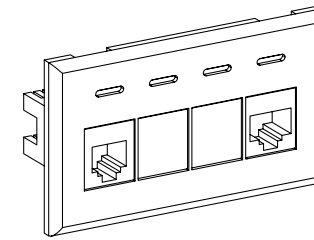
**How to Specify:**

Black or White

**Notes:**

Circuit comes in 1, 2, 3I, 4I

Code	Price	Height	Width	Depth
B-R15-1W	49	-	-	-
B-R15-2W	49	-	-	-
B-R15-3IW	49	-	-	-
B-R15-4IW	49	-	-	-
B-R15-1B	49	-	-	-
B-R15-2B	49	-	-	-
B-R15-3IB	49	-	-	-
B-R15-4IB	49	-	-	-



**What's Included:**

One (1) data plate with three (3) openings and chosen combination of RJ11/RJ45

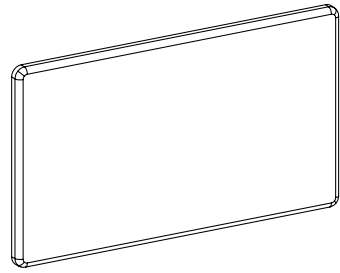
**How to Specify:**

Specify RJ11 for phone connection

Specify RJ45 for data connection

**Notes:**

Code	Price	Height	Width	Depth
B-ECK1	153	-	-	-
B-ECK6	153	-	-	-



**What's Included:**

Data Grommet Cover

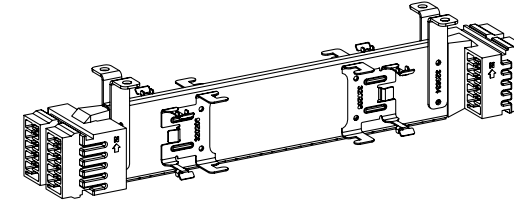
**How to Specify:**

Black or White

**Notes:**

Can be used in place of the data plate

Code	Price	Height	Width	Depth
B-ECVB	11	-	-	-



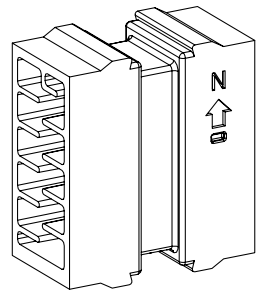
**What's Included:**

Distribution Box

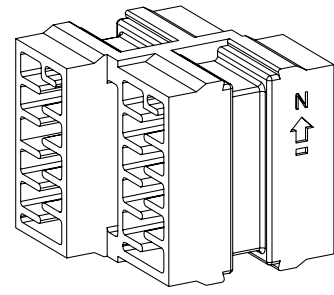
**How to Specify:**

**Notes:**

Code	Price	Height	Width	Depth
B-EM810	181	-	-	-



B-IC



B-HC

**What's Included:**

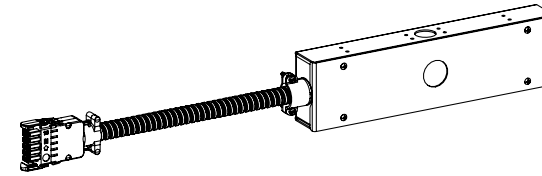
Jumper Connectors

**How to Specify:**

**Notes:**

Use an I-connector when connecting 2 jumpers together.  
Use an H-connector when connecting more than 2 jumpers together

Code	Price	Height	Width	Depth
B-IC	39	-	-	-
B-HC	48	-	-	-



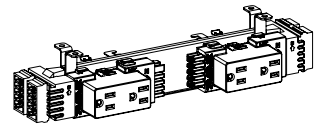
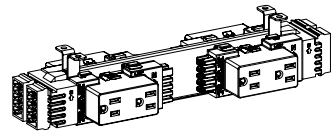
**What's Included:**

New York Box with Jumper

**How to Specify:**

**Notes:**

Code	Price	Height	Width	Depth
B-NYB7	602	-	-	-



**What's Included:**

Distribution box comes with receptacles

**How to Specify:**

Black or White

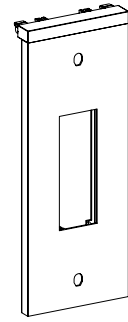
**Options:**

Distribution box comes in these configurations: 1-3, 2-4, 1-2, 1-1, 2-2 & 1-2-3-4

**Notes:**

Refer to application guide for specifying

Code	Price	Height	Width	Depth
1-3 Configuration Distribution Box				
B-ED1313-BLK-D	376	-	-	-
B-ED1313-WHT-D	376	-	-	-
B-ED13-BLK-S	278	-	-	-
B-ED13-WHT-S	278	-	-	-
2-2 Configuration Distribution Box				
B-ED2424-BLK-D	376	-	-	-
B-ED2424-WHT-D	376	-	-	-
B-ED0024-BLK-S	278	-	-	-
B-ED0024-WHT-S	278	-	-	-
1-2 Configuration Distribution Box				
B-ED1212-BLK-D	376	-	-	-
B-ED1212-WHT-D	376	-	-	-
B-ED0012-BLK-S	278	-	-	-
B-ED0012-WHT-S	278	-	-	-
1-1 Configuration Distribution Box				
B-ED1111-BLK-D	376	-	-	-
B-ED1111-WHT-D	376	-	-	-
B-ED0011-BLK-S	278	-	-	-
B-ED0011-WHT-S	278	-	-	-
2-2 Configuration Distribution Box				
B-ED2222-BLK-D	376	-	-	-
B-ED2222-WHT-D	376	-	-	-
B-ED0022-BLK-S	278	-	-	-
B-ED0022-WHT-S	278	-	-	-
1-2-3-4 Configuration Distribution Box				
B-ED1234-BLK-D	376	-	-	-
B-ED1234-WHT-D	376	-	-	-



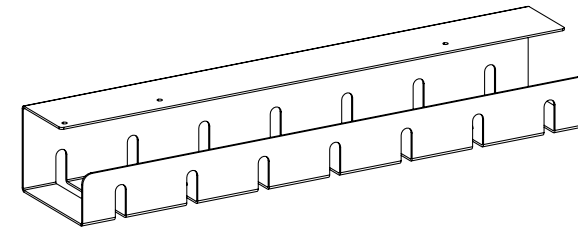
**What's Included:**

Kit includes mounting brackets and hardware

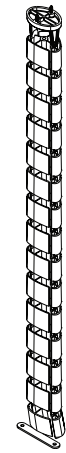
**How to Specify:**

**Notes:**

Code	Price	Height	Width	Depth
B-ENDP-8	59	-	-	-



B-WIREB



B-WIREVER

**What's Included:**

B-WIREB : Wire manager kit  
B-WIREVER: Wire manager vertical kit

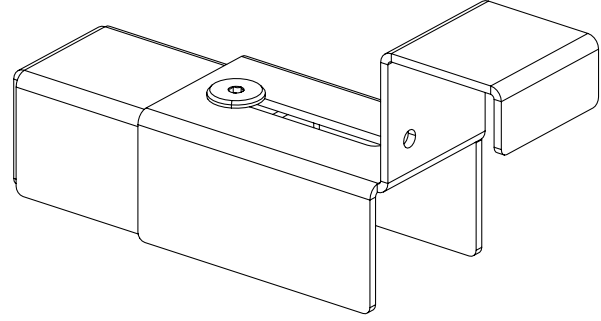
**How to Specify:**

Metal colour

**Notes:**

B-WIREVER the vertical wire manager comes in black only

Code	Price	Height	Width	Depth
B-WIREB	196	-	-	-
B-WIREVER	126	-	-	-

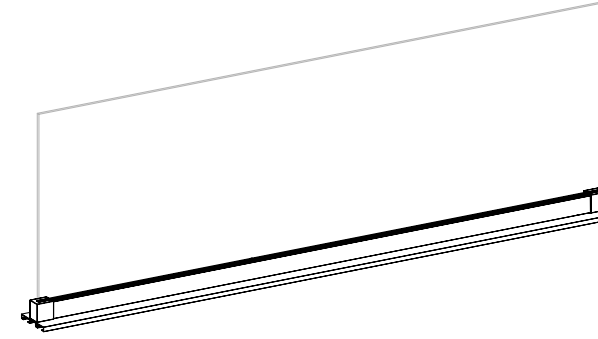


**What's Included:**  
Wall mount bracket

**How to Specify:**  
Choose metal colour

**Notes:**

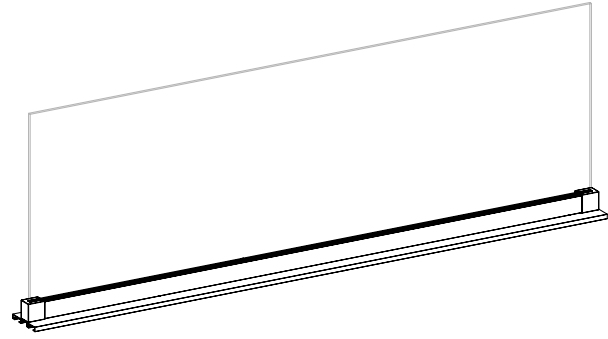
Code	Price	Height	Width	Depth
B-WMNTBKT	164	-	-	-



**What's Included:**  
1 screen  
1 extrusion  
2 end caps

**Notes:**

Code	Price	Height	Width	Depth
Clear Acrylic				
B-VUCP-0836-C	641	8	36	
B-VUCP-0842-C	686	8	42	
B-VUCP-0848-C	691	8	48	
B-VUCP-0854-C	746	8	54	
B-VUCP-0860-C	755	8	60	
B-VUCP-0866-C	788	8	66	
B-VUCP-0872-C	821	8	72	
B-VUCP-1636-C	699	16	36	
B-VUCP-1642-C	744	16	42	
B-VUCP-1648-C	755	16	48	
B-VUCP-1654-C	813	16	54	
B-VUCP-1660-C	819	16	60	
B-VUCP-1666-C	855	16	66	
B-VUCP-1672-C	892	16	72	

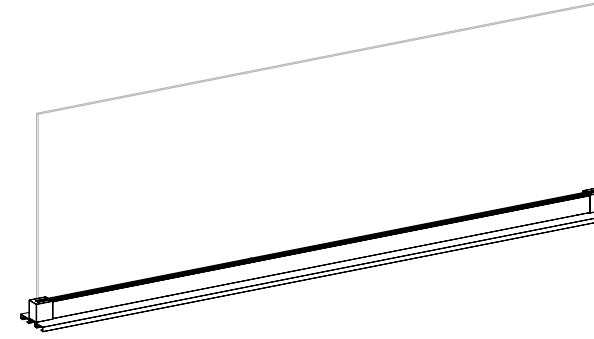


**What's Included:**

- 1 screen
- 1 extrusion
- 2 end caps

**Notes:**

Code	Price	Height	Width	Depth
Frosted Acrylic				
B-VUCP-0836-F	832	8	36	
B-VUCP-0842-F	892	8	42	
B-VUCP-0848-F	901	8	48	
B-VUCP-0854-F	971	8	54	
B-VUCP-0860-F	980	8	60	
B-VUCP-0866-F	1023	8	66	
B-VUCP-0872-F	1066	8	72	
B-VUCP-1636-F	906	16	36	
B-VUCP-1642-F	969	16	42	
B-VUCP-1648-F	980	16	48	
B-VUCP-1654-F	1058	16	54	
B-VUCP-1660-F	1064	16	60	
B-VUCP-1666-F	1112	16	66	
B-VUCP-1672-F	1160	16	72	

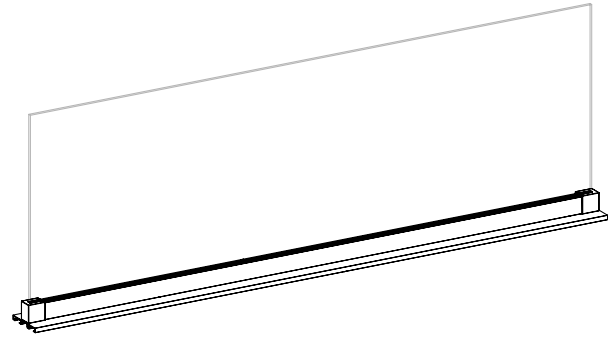


**What's Included:**

- 1 screen
- 1 extrusion
- 2 end caps

**Notes:**

Code	Price	Height	Width	Depth
Clear Tempered Glass				
B-VUCP-0836-C-G	641	8	36	
B-VUCP-0842-C-G	686	8	42	
B-VUCP-0848-C-G	691	8	48	
B-VUCP-0854-C-G	746	8	54	
B-VUCP-0860-C-G	759	8	60	
B-VUCP-0866-C-G	790	8	66	
B-VUCP-0872-C-G	821	8	72	
B-VUCP-1636-C-G	699	16	36	
B-VUCP-1642-C-G	744	16	42	
B-VUCP-1648-C-G	755	16	48	
B-VUCP-1654-C-G	813	16	54	
B-VUCP-1660-C-G	819	16	60	
B-VUCP-1666-C-G	855	16	66	
B-VUCP-1672-C-G	892	16	72	
B-VUCP-2036-C-G	778	20	36	
B-VUCP-2042-C-G	827	20	42	
B-VUCP-2048-C-G	832	20	48	
B-VUCP-2054-C-G	892	20	54	
B-VUCP-2060-C-G	904	20	60	
B-VUCP-2066-C-G	950	20	66	
B-VUCP-2072-C-G	967	20	72	

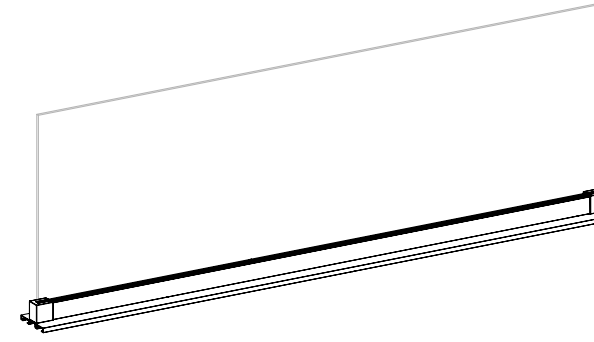


**What's Included:**

- 1 screen
- 1 extrusion
- 2 end caps

**Notes:**

Code	Price	Height	Width	Depth
Frosted Tempered Glass				
B-VUCP-0836-F-G	832	8	36	
B-VUCP-0842-F-G	892	8	42	
B-VUCP-0848-F-G	901	8	48	
B-VUCP-0854-F-G	971	8	54	
B-VUCP-0860-F-G	980	8	60	
B-VUCP-0866-F-G	1023	8	66	
B-VUCP-0872-F-G	1066	8	72	
B-VUCP-1636-F-G	906	16	36	
B-VUCP-1642-F-G	969	16	42	
B-VUCP-1648-F-G	980	16	48	
B-VUCP-1654-F-G	1058	16	54	
B-VUCP-1660-F-G	1064	16	60	
B-VUCP-1666-F-G	1112	16	66	
B-VUCP-1672-F-G	1160	16	72	
B-VUCP-2036-F-G	1009	20	36	
B-VUCP-2042-F-G	1074	20	42	
B-VUCP-2048-F-G	1081	20	48	
B-VUCP-2054-F-G	1160	20	54	
B-VUCP-2060-F-G	1173	20	60	
B-VUCP-2066-F-G	1236	20	66	
B-VUCP-2072-F-G	1259	20	72	



**What's Included:**

- 1 screen
- 1 extrusion
- 2 end caps

**Notes:**

**How to Specify:**

PET colours

Code	Price	Height	Width	Depth
B-V0-P-0836-P	521	8	36	
B-V0-P-0842-P	666	8	42	
B-V0-P-0848-P	672	8	48	
B-V0-P-0854-P	735	8	54	
B-V0-P-0860-P	769	8	60	
B-V0-P-0866-P	791	8	66	
B-V0-P-0872-P	813	8	72	
B-V0-P-1636-P	668	16	36	
B-V0-P-1642-P	855	16	42	
B-V0-P-1648-P	862	16	48	
B-V0-P-1654-P	943	16	54	
B-V0-P-1660-P	986	16	60	
B-V0-P-1666-P	1015	16	66	
B-V0-P-1672-P	1043	16	72	
B-V0-P-2036-P	905	20	36	
B-V0-P-2042-P	955	20	42	
B-V0-P-2048-P	961	20	48	
B-V0-P-2054-P	1032	20	54	
B-V0-P-2060-P	1066	20	60	
B-V0-P-2066-P	1093	20	66	
B-V0-P-2072-P	1121	20	72	