

tayco[®]

 GSA U.S. General Services Administration



Metro pricebook

2016

SIN# 33721

tayco | table of contents

product overview

introduction	5
desks, returns, bridges and credenzas	5
pedestals	5
freestanding storage and combo cabinets	5
intermediate gable supports	5
accessories	6
hutches and cabinets	6
coffee and end tables	6
bookcases	6
handle details	6
default vinyl color selections	6
edge profiles	6
decorative trim placement	7
grain direction	8
filing options	9
grommets	9
step-by-step order placement	10

executive

straight desks	12
arc desks	15
tables	16
5-sided corners	19
unitized desks	21
bridges	23
returns	24
credenzas	26
supports	27
pedestals	28
filing and storage	29
hutches	35
tabletops	37
bases	42
reception units	44
service write up desk	45
coffee and end tables	46

professional

straight desks	48
arc desks	51
tables	52
5-sided corners	55
unitized desks	57
bridges	59
returns	60
credenzas	62
supports	63
pedestals	64
filing and storage	65
hutches	71
tabletops	73
bases	78
reception units	80
service write up desk	81
coffee and end tables	82

tayco | table of contents

conference

tabletops	83
table bases	86
tabletop and base configurations	88
filing and storage	89
presentation tools	93

accessories

keyboard trays	95
tackboards	96
pencil drawer	96
task lights	97
monitor arms	98
CPU holders	99
wire manager	99

product overview

introduction	5
desks, returns, bridges and credenzas	5
pedestals	5
freestanding storage and combo cabinets	5
intermediate gable supports	5
accessories	6
hutches and cabinets	6
coffee and end tables	6
bookcases	6
handle details	6
default vinyl color selections	6
edge profiles	6
decorative trim placement	7
grain direction	8
filing options	9
grommets	9
step-by-step order placement	10

tayco | product overview

Tayco introduces Metro, a full line of case goods and conference furniture.

Metro is divided into three distinct product groups for ease of specifying: Executive, Professional and Conference. The price book is divided into the same three sub-groupings, and the prefix of the product code indicates the product group.

- T – Metro Executive
- TL – Metro Professional
- TB – Metro Conference

Metro Executive and Professional series contain the building blocks for the CEO's office, a flexible team environment or a welcoming reception area. An abundance of freestanding storage towers are available for places to hang your coat, file important papers or store personal items. Whether you need to create an impression, save space or encourage collaboration, Metro does it all.

Metro Conference can be formal or casual, a place for working meetings, video-conferencing or large presentations. It customizes to your needs through a wide selection of sizes and mix-and-match table shapes and base styles. Cabinetry has been made larger to match the proportions of the conference room. Accessory items such as audiovisual cabinets, mobile media centers, lecterns, whiteboards and serving cabinets round out the line.

Metro Executive and Conference feature 1.5"-thick worksurfaces, hutch and freestanding storage tops. These items also have a choice of Straight or Gothic trim styles. Metro Professional has 1"-thick worksurfaces, hutch tops, filing and storage tops with a straight 2-mm vinyl edge.

desks, returns, bridges and credenzas

Desks are available with a choice of recessed or flush modesties. Metro desks, end gables and modesties are made with 45 lb./cubic foot density industrial-grade composite wood core, finished on both sides. Many pieces are available with partial or full modesties. Partial modesties (12"H) should be ordered only for pieces located next to a wall. Otherwise, full modesties should be used.

pedestals

All pedestal drawers are outfitted with full extension slides. Drawers can be easily removed by releasing the small catches on either side of the slide. Pedestals come standard with locks. One lock will lock both file drawers in a file/file pedestal and one box drawer and the file drawer in the box/box/file pedestal. File drawers will accommodate legal- or letter-size documents.

freestanding storage and combo cabinets

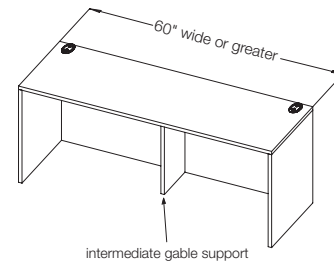
Various combination filing and storage units provide a place to hang a coat, store personal items and documents to suit any individual's needs.

intermediate gable supports

Some configurations require the use of an intermediate gable support. This support must be ordered separately. The situations requiring an intermediate gable support are:

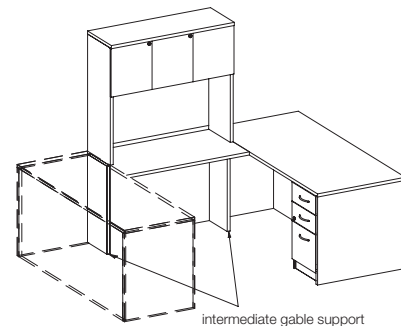
- > For use under surfaces 60" wide or greater where there is no filing or storage to support the worksurface (see picture 1). This applies to Metro Professional only. The intermediate support is not necessary for Metro Executive configurations, unless a hutch is placed over a bridge or return surface (see picture 2).

surfaces 60" wide or greater



picture 1

under surfaces with a hutch

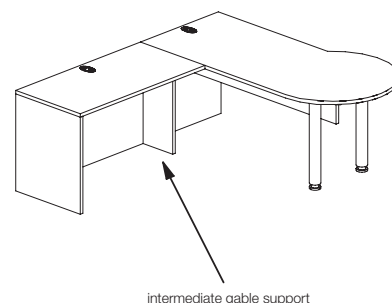


picture 2

- > Under return surfaces where the return meets the primary desk or Peninsula table. This applies to Metro Professional only.

The 12" wide intermediary gable is for 21"- and 24"-deep surfaces and the 18"-wide intermediate gable is used with 30"- and 36"-deep worksurfaces.

universal gable support



picture 3

tayco | product overview

accessories

Computer accessories include flat-screen monitor arms, articulating keyboard trays and CPU holders.

Heavy-duty flat-screen monitor arms adjust to the user while storing wires within the arm. The monitor mounting plate meets VESA standards to accommodate most monitors. Monitor arms can be grommet- or clamp-mounted to the worksurface. Articulating and retractable keyboard trays and mobile or underdesk-mounted CPU holders complete the workstation.

Hutch-mounted tackboards can be finished in any Tayco standard fabric to match the office decor. The conference room whiteboard comes standard with a dry erase board and two fabric-wrapped tackboards. Standard task lights are available in two sizes and come with vertical wire management. An optional task light is available.

hutches and cabinets

Hutch and cabinet doors come in a choice of classic laminate or aluminum-framed frosted acrylic. Hutches with laminate doors always come standard with locking doors.

Hutches come open or closed, with or without pigeonholes and a flexible apron for wire management. Optional hutch mounted tackboards finished in any of Tayco fabrics can be ordered to complete the look.

coffee and end tables

Metro coffee and end tables coordinate with reception units and are available with or without a fixed shelf.

bookcases

Straight and radius bookcases have height-adjustable shelves with the exception of any desk-height shelves. They are fixed to add structural stability to the bookcase.

handle details

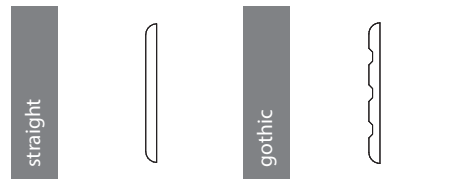
Six handle options are available in choice of colors. Melbourne is the standard handle option unless otherwise specified on your Purchase Order. All Executive and Professional handles are 5" lo

default vinyl color selections

Each laminate comes with matching vinyl trim color unless otherwise specified on your purchase order. Refer to the laminate finish card for details.

edge profiles

Metro Executive and Conference are available with a selection of two edge profiles.

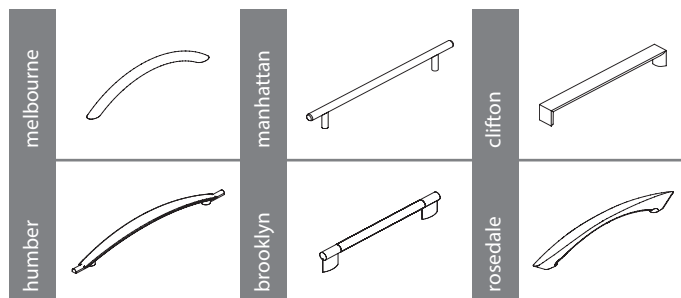


Straight profile is available in:

- > Executive
- > Professional
- > Conference

Gothic profile is available in:

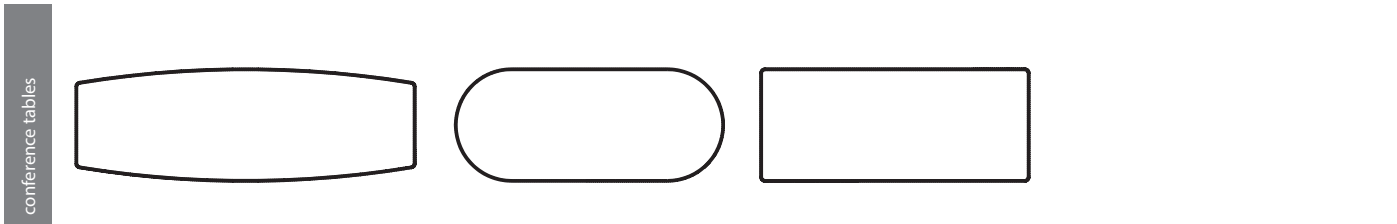
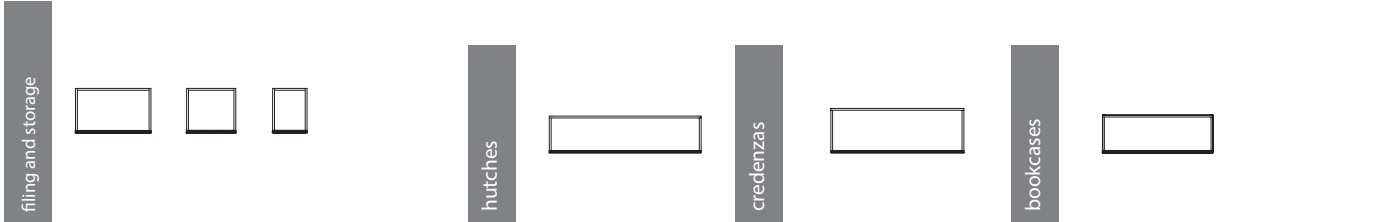
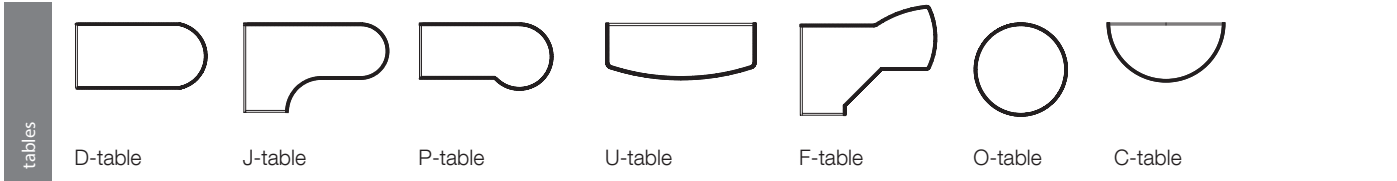
- > Executive
- > Conference



tayco | product overview

decorative trim placement

Generally the decorative trim is placed on the exposed surface edge.
Straight trim is applied to surface edges that are placed next to a wall or another surface.



tayco | product overview

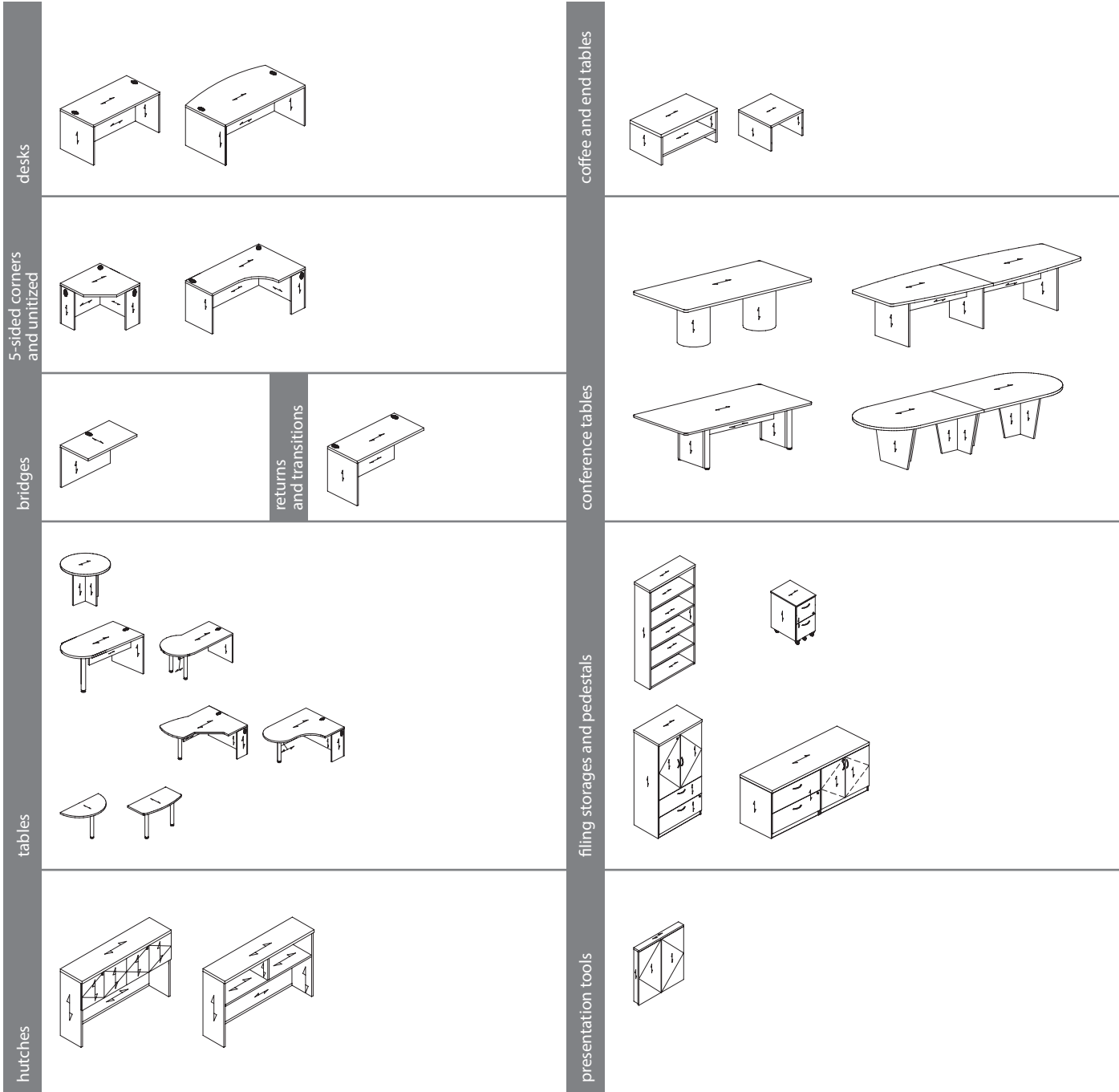
grain direction

Horizontal Surfaces

When ordering a directional laminate, the grain will run the direction of the width of the worksurface (excluding bridge surfaces), hutch or storage top. Grain on bridge modesty run vertically so the grain will run the same direction on the entire suite.

Vertical Surfaces

Directional laminates run vertically on vertical surfaces such as cabinet doors, pedestal drawer fronts and gables, as well as all cabinet, lateral file and pedestal kick-plates. The grain runs horizontally across the width of modesty panels.



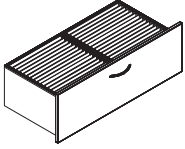
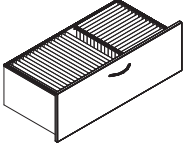
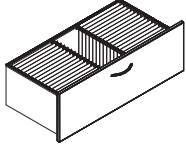
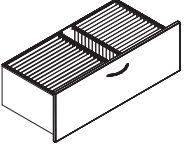
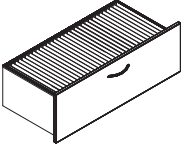

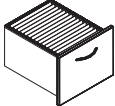

Note: Boardroom tables with tops comprised of 2 or more pieces will not have a consistent grain pattern.

tayco | product overview

filing options

Pedestal file drawers can accommodate letter- or legal-size documents. Letter-size papers can be filed either front to back or side to side. Lateral drawers can accommodate front to back or side to side filing of legal- or letter-size documents.

Disclaimer: Please note that lateral file drawers are intended for filing letter and legal size paper front to back or side to side only. For details and weight restrictions please contact customer service.

lateral file drawers					
	Lateral File Drawer (36W & 42W) Legal filing – front to back Underdesk: 15" Freestanding: 15"	Lateral File Drawer (36W & 42W) Legal filing – side to side Letter filing – front to back Underdesk: 15" Freestanding: 15"	Lateral File Drawer (30W, 36W & 42W) Letter filing – front to back Underdesk: 15" Freestanding: 15"	Lateral File Drawer (36W & 42W) Letter & legal filing – front to back Underdesk: 15" Freestanding: 15"	Lateral File Drawer (30W, 36W & 42W) Legal filing – side to side Underdesk: 30W–25½" 36W–31½" 42W–37½" Freestanding: 30W–25½" 36W–31½" 42W–37½"
	box drawer	file drawers			
			Box Drawer Box Height: 3" Box Depth: 15" Box Width: 12"	File Drawer Letter filing – front to back Underdesk: 15" Freestanding: 15"	File Drawer Legal filing – side to side Underdesk: 12" Freestanding: 12"

grommets

Grommets are available in black or silver to coordinate with furniture. Black is the standard grommet option unless otherwise specified on your Purchase Order.

Components Including Grommets

- > Peninsula tables
- > Arc desks with pedestals
- > Straight desks with recessed modesties and pedestals
- > Straight desks with flush modesties and without pedestals
- > Returns without pedestals
- > 24" deep returns with pedestal
- > 30" deep returns with pedestal
- > 24" deep desks with flush modesties and pedestals
- > 30" deep desks with flush modesties and pedestals
- > 36" deep desks with flush modesties and pedestals
- > Bridges
- > Straight transition worksurfaces
- > 5-sided corner worksurfaces
- > Unitized desks
- > Reception units

Components Available With or Without Grommets

- > Arc desks without pedestals
- > Straight desks with recessed modesties and without pedestals

Components Without Grommets

- > Credenzas
- > 21" deep desks with pedestal
- > 21" deep returns with pedestal
- > "U" and "C" Tables

Grommet Placement

Surfaces up to and including 48" wide have one grommet located at back center of the surface. Surfaces 54" wide and wider have two grommets at either side of the back of the surface.

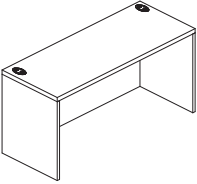
tayco | step-by-step order placement

1. purchase order number
2. quantity
3. product codes and descriptions
4. finishes
5. options
6. provide a drawing or Tayco quotation number
7. shipping address, on-site contact name and phone number
8. shipping instructions
9. confirm access to elevators, loading dock, etc.
10. requested ship date/installation date
11. submit a completed Tayco installation checklist if Tayco is installing the furniture
12. discount, net price and freight charges
13. keep Tayco order numbers on file for reference when placing additional orders

executive

straight desks	12
arc desks	15
tables	16
5-sided corners	19
unitized desks	21
bridges	23
returns	24
credenzas	26
intermediate gable supports	27
pedestals	28
filing and storage	29
hutches	35
tabletops	37
bases	42
reception units	44
service write up desk	45
coffee and end tables	46

executive | straight desks

Description	Item Number	Price	Dimensions (inches)			Cubic Feet	Weight (lb.)
			H	W	D		
1.5" Straight Desk/Full Modesty 	T-TS0G-6021	571	29.5	60	21	4.63	122.55
	T-TS0G-6621	603	29.5	66	21	5.06	131.97
	T-TS0G-7221	626	29.5	72	21	5.5	141.39
	T-TS0G-7821	655	29.5	78	21	5.93	150.81
	T-TS0G-8421	692	29.5	84	21	6.37	160.23
	T-TS0G-9021	795	29.5	90	21		169.65
	T-TS0G-9621	795	29.5	96	21		179.07
	T-TS0G-3024	456	29.5	30	24	2.75	92.02
	T-TS0G-3624	485	29.5	36	24	3.24	111.14
	T-TS0G-4224	504	29.5	42	24	3.73	130.26
	T-TS0G-4824	535	29.5	48	24	4.21	149.38
	T-TS0G-5424	565	29.5	54	24	4.7	168.5
	T-TS0G-6024	595	29.5	60	24	5.19	187.62
	T-TS0G-6624	626	29.5	66	24	5.67	206.74
	T-TS0G-7224	650	29.5	72	24	6.16	225.86
	T-TS0G-7824	682	29.5	78	24	6.64	244.98
	T-TS0G-8424	717	29.5	84	24	7.13	264.1
	T-TS0G-9024	915	29.5	90	24		283.22
	T-TS0G-9624	915	29.5	96	24		302.34
	T-TS0G-3030	480	29.5	30	30	3.34	99.05
	T-TS0G-3630	517	29.5	36	30	3.94	110.58
	T-TS0G-4230	547	29.5	42	30	4.53	122.11
	T-TS0G-4830	584	29.5	48	30	5.12	133.64
	T-TS0G-5430	626	29.5	54	30	5.71	145.17
	T-TS0G-6030	655	29.5	60	30	6.3	156.7
	T-TS0G-6630	682	29.5	66	30	6.89	168.23
	T-TS0G-7230	711	29.5	72	30	7.48	179.76
	T-TS0G-7830	753	29.5	78	30	8.07	191.29
	T-TS0G-8430	790	29.5	84	30	8.66	202.82
	T-TS0G-9030	940	29.5	90	30		214.35
	T-TS0G-9630	967	29.5	96	30		225.88

ordering options

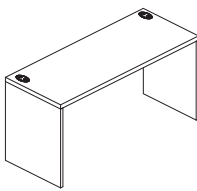
- > laminate color
- > edge profile
- > grommet color

details

- > Refer to page 9 for grommet placement.

Each laminate comes with matching vinyl trim color unless otherwise specified on your purchase order. Refer to the laminate finish card for details.

executive | straight desks

Description	Item Number	Price	Dimensions (inches)			Cubic Feet	Weight (lb.)
			H	W	D		
1.5" Straight Desk w/Partial Modesty 	T-TS0Z-6021	571	29.5	60	21	4.63	97.81
	T-TS0Z-6621	603	29.5	66	21	5.06	104.54
	T-TS0Z-7221	626	29.5	72	21	5.5	111.27
	T-TS0Z-7821	655	29.5	78	21	5.93	118
	T-TS0Z-8421	692	29.5	84	21	6.37	124.73
	T-TS0Z-9021	795	29.5	90	21	6.80	131.46
	T-TS0Z-9621	963	29.5	96	21	7.24	138.19
	T-TS0Z-3024	456	29.5	30	24	2.75	71.33
	T-TS0Z-3624	485	29.5	36	24	3.24	78.75
	T-TS0Z-4224	504	29.5	42	24	3.73	86.17
	T-TS0Z-4824	535	29.5	48	24	4.21	93.59
	T-TS0Z-5424	565	29.5	54	24	4.7	101.01
	T-TS0Z-6024	595	29.5	60	24	5.19	108.43
	T-TS0Z-6624	626	29.5	66	24	5.67	115.85
	T-TS0Z-7224	650	29.5	72	24	6.16	123.27
	T-TS0Z-7824	682	29.5	78	24	6.64	130.69
	T-TS0Z-8424	717	29.5	84	24	7.13	138.11
	T-TS0Z-9024	837	29.5	90	24	7.62	145.53
	T-TS0Z-9624	1011	29.5	96	24	8.10	152.95
	T-TS0Z-3030	480	29.5	30	30	3.34	75.35
	T-TS0Z-3630	517	29.5	36	30	3.94	83.98
	T-TS0Z-4230	547	29.5	42	30	4.53	92.6
	T-TS0Z-4830	584	29.5	48	30	5.12	101.23
	T-TS0Z-5430	626	29.5	54	30	5.71	109.85
	T-TS0Z-6030	655	29.5	60	30	6.3	118.48
	T-TS0Z-6630	682	29.5	66	30	6.89	127.1
	T-TS0Z-7230	711	29.5	72	30	7.48	135.73
	T-TS0Z-7830	753	29.5	78	30	8.07	144.35
	T-TS0Z-8430	790	29.5	84	30	8.66	152.98
	T-TS0Z-9030	951	29.5	90	30	9.25	161.60
T-TS0Z-9630	1011	29.5	96	30	9.84	170.23	

ordering options

- > laminate color
- > edge profile
- > grommet color

details

- > Partial modesties are 12"H.
- > Refer to page 9 for grommet placement.

Each laminate comes with matching vinyl trim color unless otherwise specified on your purchase order. Refer to the laminate finish card for details.

executive | straight desks

Description	Item Number	Price	Dimensions (inches)			Cubic Feet	Weight (lb.)
			H	W	D		
1.5" Straight Desk w/Recessed Full Modesty and Grommets 	T-TSRG-6030	667	29.5	60	30	6.3	156.7
	T-TSRG-6630	692	29.5	66	30	6.89	168.23
	T-TSRG-7230	723	29.5	72	30	7.48	179.76
	T-TSRG-7830	764	29.5	78	30	8.07	191.29
	T-TSRG-8430	802	29.5	84	30	8.66	202.82
	T-TSRG-9030	980	29.5	90	30		
	T-TSRG-9630	1020	29.5	96	30		
	T-TSRG-6036	773	29.5	60	36	7.41	178.2
	T-TSRG-6636	802	29.5	66	36	8.1	190.8
	T-TSRG-7236	834	29.5	72	36	8.8	203.4
	T-TSRG-7836	870	29.5	78	36	9.49	216
	T-TSRG-8436	901	29.5	84	36	10.19	228.6
	T-TSRG-9036	1032	29.5	90	36		
	T-TSRG-9636	1075	29.5	96	36		

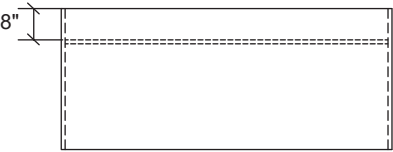
ordering options

- > laminate color
- > edge profile
- > grommet color

Each laminate comes with matching vinyl trim color unless otherwise specified on your purchase order. Refer to the laminate finish card for details.

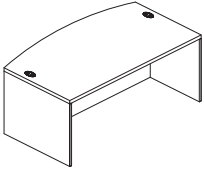
details

- > Recessed modesty:



executive | arc desks

Description	Item Number	Price	Dimensions (inches)			Cubic Feet	Weight (lb.)
			H	W	D		
1.5" Arc Desk w/Recessed Full Modesty and Grommets	T-TARG-7236	967	29.5	72	36	8.8	216.17
	T-TARG-7836	1011	29.5	78	36	9.49	230.43
	T-TARG-8436	1056	29.5	84	36	10.19	244.69
	T-TARG-9036	1115	29.5	90	36		
	T-TARG-9636	1170	29.5	96	36		



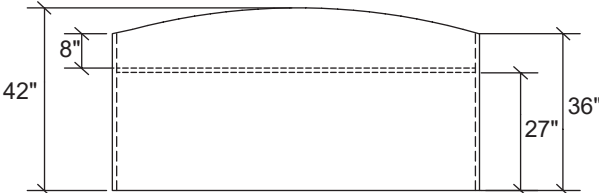
ordering options

- > laminate color
- > edge profile
- > grommet color

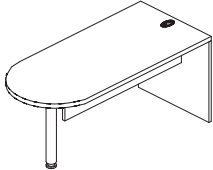
Each laminate comes with matching vinyl trim color unless otherwise specified on your purchase order. Refer to the laminate finish card for details.

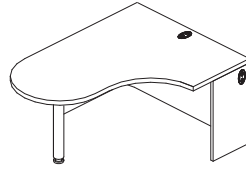
details

- > Recessed modesty:



executive | tables

Description	Item Number	Price	Dimensions (inches)			Cubic Feet	Weight (lb.)
			H	W	D		
1.5" D-Table 	T-TDOG-6030	798	29.5	60	30	5.04	108.29
	T-TDOG-6630	824	29.5	66	30	5.51	117.27
	T-TDOG-7230	851	29.5	72	30	5.98	126.25
	T-TDOG-7830	878	29.5	78	30	6.45	135.23
	T-TDOG-8430	904	29.5	84	30	6.93	144.21
	T-TDOG-6036	857	29.5	60	36	5.93	131.34
	T-TDOG-6636	889	29.5	66	36	6.48	141.76
	T-TDOG-7236	908	29.5	72	36	7.04	152.18
	T-TDOG-7836	934	29.5	78	36	7.59	162.6
	T-TDOG-8436	960	29.5	84	36	8.15	173.02

1.5" J-Table, LH Shown 	T-TJ0G-604824-L	1051	29.5	60	24	6.22	149.48
	T-TJ0G-664824-L	1121	29.5	66	24	6.81	158.56
	T-TJ0G-724824-L	1179	29.5	72	24	7.39	167.64
	T-TJ0G-784824-L	1240	29.5	78	24	7.97	176.72
	T-TJ0G-844824-L	1298	29.5	84	24	8.56	185.8
	T-TJ0G-604824-R	1051	29.5	60	24	6.22	149.48
	T-TJ0G-664824-R	1121	29.5	66	24	6.81	158.56
	T-TJ0G-724824-R	1179	29.5	72	24	7.39	167.64
	T-TJ0G-784824-R	1240	29.5	78	24	7.97	176.72
	T-TJ0G-844824-R	1298	29.5	84	24	8.56	185.8

ordering options

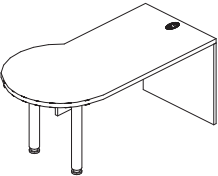
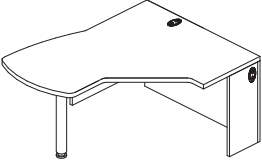
- > laminate color
- > edge profile
- > grommet color
- > metal color (for post support)

Each laminate comes with matching vinyl trim color unless otherwise specified on your purchase order. Refer to the laminate finish card for details.

details

- > 36"D D-tables include two post supports.
- > Refer to page 9 for grommet placement.

executive | tables

Description	Item Number	Price	Dimensions (inches)			Cubic Feet	Weight (lb.)
			H	W	D		
1.5" P-Table, LH Shown 	T-TPOG-6030-L	967	29.5	60	30	7.56	119.92
	T-TPOG-6630-L	1011	29.5	66	30	8.26	128.78
	T-TPOG-7230-L	1044	29.5	72	30	8.97	137.64
	T-TPOG-7830-L	1087	29.5	78	30	9.68	146.5
	T-TPOG-8430-L	1126	29.5	84	30	10.39	155.36
	T-TPOG-6030-R	967	29.5	60	30	7.56	119.92
	T-TPOG-6630-R	1011	29.5	66	30	8.26	128.78
	T-TPOG-7230-R	1044	29.5	72	30	8.97	137.64
	T-TPOG-7830-R	1087	29.5	78	30	9.68	146.5
	T-TPOG-8430-R	1126	29.5	84	30	10.39	155.36
1.5" F-Table, LH Shown 	T-TFSG-604824-L	1237	29.5	60	24	7.26	152.9
	T-TFSG-664824-L	1262	29.5	66	24	7.94	161.05
	T-TFSG-724824-L	1288	29.5	72	24	8.62	169.2
	T-TFSG-784824-L	1314	29.5	78	24	9.3	177.35
	T-TFSG-844824-L	1339	29.5	84	24	9.98	185.5
	T-TFSG-604824-R	1237	29.5	60	24	7.26	152.9
	T-TFSG-664824-R	1262	29.5	66	24	7.94	161.05
	T-TFSG-724824-R	1288	29.5	72	24	8.62	169.2
	T-TFSG-784824-R	1314	29.5	78	24	9.3	177.35
	T-TFSG-844824-R	1339	29.5	84	24	9.98	185.5

ordering options

- > laminate color
- > edge profile
- > grommet color
- > metal color (for post support)

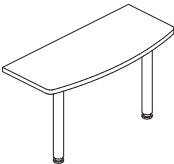
Each laminate comes with matching vinyl trim color unless otherwise specified on your purchase order. Refer to the laminate finish card for details.

details

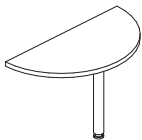
- > Refer to page 9 for grommet placement.

executive | tables

Description	Item Number	Price	Dimensions (inches)			Cubic Feet	Weight (lb.)
			H	W	D		
1.5" U-Table	T-WEU0-4224	589	29.5	42	24	2.98	51.19
	T-WEU0-4824	610	29.5	48	24	3.37	56.54
	T-WEU0-6024	719	29.5	60	24	4.15	61.88



1.5" C-Table	T-TC00-4221	425	29.5	42	21	2	34
	T-TC00-4824	489	29.5	48	24	2.53	42.1
	T-TC00-6030	552	29.5	60	30	3.78	50

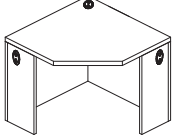
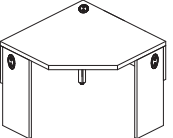
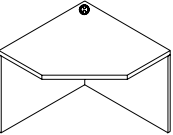


ordering options

- > laminate color
- > edge profile
- > metal color (for post support)

Each laminate comes with matching vinyl trim color unless otherwise specified on your purchase order. Refer to the laminate finish card for details.

executive | 5-sided corners

Description	Item Number	Price	Dimensions (inches)			Cubic Feet	Weight (lb.)	
			H	W	D			
1.5" Straight Front Corner Worksurface w/Full Modesties 	T-W5S0-3621	655	29.5	36	21	2.89	114.3	
	T-W5S0-3624	655	29.5	36	24	3.24	116.21	
	T-W5S0-4221	771	29.5	42	21	3.33	137.24	
	T-W5S0-4224	771	29.5	42	24	3.73	139.52	
	1.5" Straight Front Corner Worksurface w/Partial Modesties and Post 	T-W5S0-3621-P	655	29.5	36	21	2.89	84.74
		T-W5S0-3624-P	655	29.5	36	24	3.24	86.65
1.5" Straight Front Corner Worksurface w/Full Modesties, No Gables 	T-W5S0-4221-P	771	29.5	42	21	3.33	102.88	
	T-W5S0-4224-P	771	29.5	42	24	3.73	105.16	
	T-W5S0-3621-N	480	29.5	36	21	2.89	114.3	
	T-W5S0-3624-N	480	29.5	36	24	3.24	116.21	
	T-W5S0-4221-N	596	29.5	42	21	3.33	137.24	
	T-W5S0-4224-N	596	29.5	42	24	3.73	139.52	

ordering options

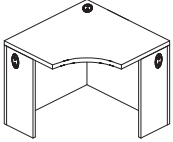
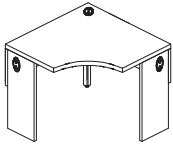
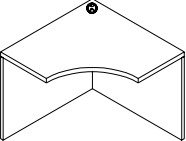
- > laminate color
- > edge profile
- > grommet color
- > metal color (for modesty post)

Each laminate comes with matching vinyl trim color unless otherwise specified on your purchase order. Refer to the laminate finish card for details.

details

- > Partial modesties are 12"H.
- > Refer to page 9 for grommet placement.

executive | 5-sided corners

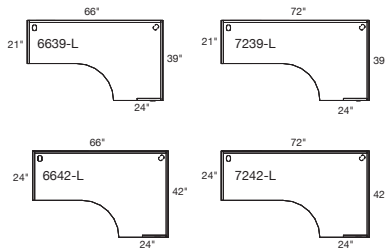
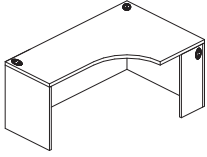
Description	Item Number	Price	Dimensions (inches)			Cubic Feet	Weight (lb.)	
			H	W	D			
1.5" Curved Front Corner Worksurface w/Full Modesties 	T-W5C0-3621	655	29.5	36	21	2.89	112.21	
	T-W5C0-3624	655	29.5	36	24	3.24	114.6	
	T-W5C0-4221	771	29.5	42	21	3.33	132.52	
	T-W5C0-4224	771	29.5	42	24	3.73	136.12	
	1.5" Curved Front Corner Worksurface w/Partial Modesties and Post 	T-W5C0-3621-P	655	29.5	36	21	2.89	82.62
		T-W5C0-3624-P	655	29.5	36	24	3.24	85.1
T-W5C0-4221-P		771	29.5	42	21	3.33	94.27	
1.5" Curved Front Corner Worksurface w/Full Modesties, No Gables 	T-W5C0-4224-P	771	29.5	42	24	3.73	97.87	
	T-W5C0-3621-N	480	29.5	36	21	2.89	112.21	
	T-W5C0-3624-N	480	29.5	36	24	3.24	114.6	
	T-W5C0-4221-N	596	29.5	42	21	3.33	132.52	
	T-W5C0-4224-N	596	29.5	42	24	3.73	136.12	

ordering options

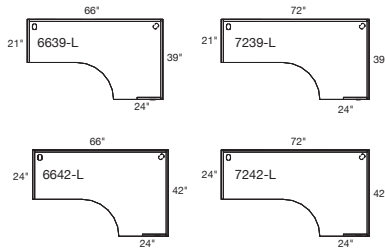
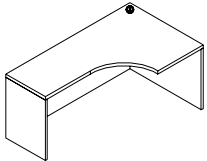
details

executive | unitized desks

Description	Item Number	Price	Dimensions (inches)			Cubic Feet	Weight (lb.)
			H	W	D		
1.5" Curved Front Unitized Desk w/Full Modesties, Full and Partial Gables, LH Shown	T-UC4G-6639-L	1010	29.5	66	39	10.45	146.65
	T-UC4G-7239-L	1075	29.5	72	39	11.35	181.17
	T-UC4G-6639-R	1010	29.5	66	39	10.45	146.65
	T-UC4G-7239-R	1075	29.5	72	39	11.35	181.17
	T-UC4G-6642-L	1051	29.5	66	42	11.18	184.39
	T-UC4G-7242-L	1260	29.5	72	42	12.14	194.16
	T-UC4G-6642-R	1051	29.5	66	42	11.18	184.39
	T-UC4G-7242-R	1260	29.5	72	42	12.14	194.16



1.5" Curved Front Unitized Desk w/Full Modesties, No Gables LH Shown	T-UC4G-6639-L-N	923	29.5	66	39	10.45	146.65
	T-UC4G-7239-L-N	988	29.5	72	39	11.35	181.17
	T-UC4G-6639-R-N	923	29.5	66	39	10.45	146.65
	T-UC4G-7239-R-N	988	29.5	72	39	11.35	181.17
	T-UC4G-6642-L-N	963	29.5	66	42	11.18	184.39
	T-UC4G-7242-L-N	1172	29.5	72	42	12.14	194.16
	T-UC4G-6642-R-N	963	29.5	66	42	11.18	184.39
	T-UC4G-7242-R-N	1172	29.5	72	42	12.14	194.16



ordering options

- > laminate color
- > edge profile
- > grommet color
- > metal color (for modesty post)

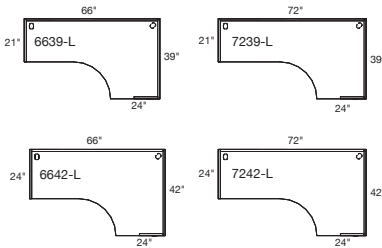
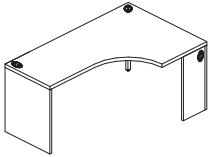
details

- > Partial modesties are 12"H.
- > Refer to page 9 for grommet placement.

Each laminate comes with matching vinyl trim color unless otherwise specified on your purchase order. Refer to the laminate finish card for details.

executive | unitized desks

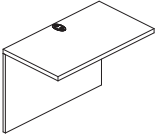
Description	Item Number	Price	Dimensions (inches)			Cubic Feet	Weight (lb.)
			H	W	D		
1.5" Curved Front Unitized Desk w/Partial Modesties, Full and Partial Gables, LH Shown	T-UC4Z-6639-L	1010	29.5	66	39	10.45	104.04
	T-UC4Z-7239-L	1075	29.5	72	39	11.35	110.22
	T-UC4Z-6639-R	1010	29.5	66	39	10.45	104.04
	T-UC4Z-7239-R	1075	29.5	72	39	11.35	110.22
	T-UC4Z-6642-L	1051	29.5	66	42	11.18	137.95
	T-UC4Z-7242-L	1260	29.5	72	42	12.14	149.72
	T-UC4Z-6642-R	1051	29.5	66	42	11.18	137.95
	T-UC4Z-7242-R	1260	29.5	72	42	12.14	149.72

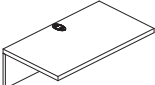


[ordering options](#)

[details](#)

executive | bridges

Description	Item Number	Price	Dimensions (inches)			Cubic Feet	Weight (lb.)
			H	W	D		
1.5" Straight Bridge w/Full Modesty 	T-BS0G-3021	304	29.5	30	21	1.48	46.17
	T-BS0G-3621	328	29.5	36	21	1.74	55.5
	T-BS0G-4221	365	29.5	42	21	2	64.83
	T-BS0G-4821	388	29.5	48	21	2.26	74.16
	T-BS0G-3024	317	29.5	30	24	1.65	49.5
	T-BS0G-3624	341	29.5	36	24	1.94	60
	T-BS0G-4224	377	29.5	42	24	2.24	70.5
	T-BS0G-4824	425	29.5	48	24	2.53	81

1.5" Straight Bridge w/Partial Modesty 	T-BS0Z-3021	304	29.5	30	21	1.48	33.67
	T-BS0Z-3621	328	29.5	36	21	1.74	43
	T-BS0Z-4221	365	29.5	42	21	2	52.33
	T-BS0Z-4821	388	29.5	48	21	2.26	61.66
	T-BS0Z-3024	317	29.5	30	24	1.65	33.3
	T-BS0Z-3624	341	29.5	36	24	1.94	43.8
	T-BS0Z-4224	377	29.5	42	24	2.24	54.3
	T-BS0Z-4824	425	29.5	48	24	2.53	64.8

ordering options

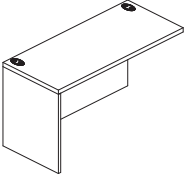
- > laminate color
- > edge profile
- > grommet color

details

- > Partial modesties are 12"H.
- > Refer to page 9 for grommet placement.

Each laminate comes with matching vinyl trim color unless otherwise specified on your purchase order. Refer to the laminate finish card for details.

executive | returns

Description	Item Number	Price	Dimensions (inches)			Cubic Feet	Weight (lb.)
			H	W	D		
1.5" Straight Return w/Full Modesty, LH Shown 	T-WS1G-2421-L	445	29.5	24	21	1.62	51.3
	T-WS1G-3021-L	451	29.5	30	21	1.97	60.74
	T-WS1G-3621-L	457	29.5	36	21	2.31	70.18
	T-WS1G-4221-L	464	29.5	42	21	2.66	79.62
	T-WS1G-4821-L	490	29.5	48	21	3.01	89.06
	T-WS1G-5421-L	515	29.5	54	21	3.36	98.5
	T-WS1G-6021-L	541	29.5	60	21	3.7	107.94
	T-WS1G-2421-R	445	29.5	24	21	1.62	51.3
	T-WS1G-3021-R	451	29.5	30	21	1.97	60.74
	T-WS1G-3621-R	457	29.5	36	21	2.31	70.18
	T-WS1G-4221-R	464	29.5	42	21	2.66	79.62
	T-WS1G-4821-R	490	29.5	48	21	3.01	89.06
	T-WS1G-5421-R	515	29.5	54	21	3.36	98.5
	T-WS1G-6021-R	541	29.5	60	21	3.7	107.94
	T-WS1G-2424-L	451	29.5	24	24	1.81	56.65
	T-WS1G-3024-L	457	29.5	30	24	2.2	65.92
	T-WS1G-3624-L	464	29.5	36	24	2.59	75.19
	T-WS1G-4224-L	477	29.5	42	24	2.98	84.46
	T-WS1G-4824-L	502	29.5	48	24	3.37	93.73
	T-WS1G-5424-L	528	29.5	54	24	3.76	103
	T-WS1G-6024-L	554	29.5	60	24	4.15	112.27
	T-WS1G-2424-R	451	29.5	24	24	1.81	56.65
	T-WS1G-3024-R	457	29.5	30	24	2.2	65.92
	T-WS1G-3624-R	464	29.5	36	24	2.59	75.19
	T-WS1G-4224-R	477	29.5	42	24	2.98	84.46
	T-WS1G-4824-R	502	29.5	48	24	3.37	93.73
	T-WS1G-5424-R	528	29.5	54	24	3.76	103
T-WS1G-6024-R	554	29.5	60	24	4.15	112.27	
T-WS1G-2430-L	490	29.5	24	30	2.2	66.42	
T-WS1G-3030-L	502	29.5	30	30	2.68	77.42	
T-WS1G-3630-L	521	29.5	36	30	3.15	88.42	
T-WS1G-4230-L	541	29.5	42	30	3.62	99.42	
T-WS1G-4830-L	560	29.5	48	30	4.09	110.42	
T-WS1G-5430-L	580	29.5	54	30	4.56	121.42	
T-WS1G-6030-L	612	29.5	60	30	5.04	132.42	
T-WS1G-2430-R	490	29.5	24	30	2.2	66.42	
T-WS1G-3030-R	502	29.5	30	30	2.68	77.42	
T-WS1G-3630-R	521	29.5	36	30	3.15	88.42	
T-WS1G-4230-R	541	29.5	42	30	3.62	99.42	
T-WS1G-4830-R	560	29.5	48	30	4.09	110.42	
T-WS1G-5430-R	580	29.5	54	30	4.56	121.42	
T-WS1G-6030-R	612	29.5	60	30	5.04	132.42	

ordering options

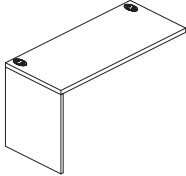
- > laminate color
- > edge profile
- > grommet color

details

- > Refer to page 9 for grommet placement.

Each laminate comes with matching vinyl trim color unless otherwise specified on your purchase order. Refer to the laminate finish card for details.

executive | returns

Description	Item Number	Price	Dimensions (inches)			Cubic Feet	Weight (lb.)
			H	W	D		
1.5" Straight Return w/Partial Modesty, LH Shown 	T-WS1Z-2421-L	445	29.5	24	21	1.62	41.4
	T-WS1Z-3021-L	451	29.5	30	21	1.97	48.66
	T-WS1Z-3621-L	457	29.5	36	21	2.31	58.1
	T-WS1Z-4221-L	464	29.5	42	21	2.66	67.54
	T-WS1Z-4821-L	490	29.5	48	21	3.01	76.98
	T-WS1Z-5421-L	515	29.5	54	21	3.36	86.42
	T-WS1Z-6021-L	541	29.5	60	21	3.7	95.86
	T-WS1Z-2421-R	445	29.5	24	21	1.62	41.4
	T-WS1Z-3021-R	451	29.5	30	21	1.97	48.66
	T-WS1Z-3621-R	457	29.5	36	21	2.31	58.1
	T-WS1Z-4221-R	464	29.5	42	21	2.66	67.54
	T-WS1Z-4821-R	490	29.5	48	21	3.01	76.98
	T-WS1Z-5421-R	515	29.5	54	21	3.36	86.42
	T-WS1Z-6021-R	541	29.5	60	21	3.7	95.86
	T-WS1Z-2424-L	451	29.5	24	24	1.81	46.35
	T-WS1Z-3024-L	457	29.5	30	24	2.2	55.62
	T-WS1Z-3624-L	464	29.5	36	24	2.59	64.89
	T-WS1Z-4224-L	477	29.5	42	24	2.98	74.16
	T-WS1Z-4824-L	502	29.5	48	24	3.37	83.43
	T-WS1Z-5424-L	528	29.5	54	24	3.76	92.7
	T-WS1Z-6024-L	554	29.5	60	24	4.15	101.97
	T-WS1Z-2424-R	451	29.5	24	24	1.81	46.35
	T-WS1Z-3024-R	457	29.5	30	24	2.2	55.62
	T-WS1Z-3624-R	464	29.5	36	24	2.59	64.89
	T-WS1Z-4224-R	477	29.5	42	24	2.98	74.16
	T-WS1Z-4824-R	502	29.5	48	24	3.37	83.43
	T-WS1Z-5424-R	528	29.5	54	24	3.76	92.7
	T-WS1Z-6024-R	554	29.5	60	24	4.15	101.97
T-WS1Z-2430-L	490	29.5	24	30	2.2	58.5	
T-WS1Z-3030-L	502	29.5	30	30	2.68	69.5	
T-WS1Z-3630-L	521	29.5	36	30	3.15	80.5	
T-WS1Z-4230-L	541	29.5	42	30	3.62	91.5	
T-WS1Z-4830-L	560	29.5	48	30	4.09	102.5	
T-WS1Z-5430-L	580	29.5	54	30	4.56	113.5	
T-WS1Z-6030-L	612	29.5	60	30	5.04	124.5	
T-WS1Z-2430-R	490	29.5	24	30	2.2	58.5	
T-WS1Z-3030-R	502	29.5	30	30	2.68	69.5	
T-WS1Z-3630-R	521	29.5	36	30	3.15	80.5	
T-WS1Z-4230-R	541	29.5	42	30	3.62	91.5	
T-WS1Z-4830-R	560	29.5	48	30	4.09	102.5	
T-WS1Z-5430-R	580	29.5	54	30	4.56	113.5	
T-WS1Z-6030-R	612	29.5	60	30	5.04	124.5	

ordering options

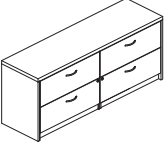
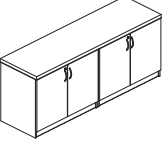
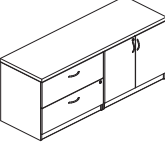
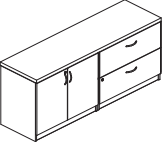
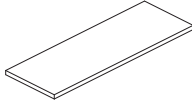
- > laminate color
- > edge profile
- > grommet color

details

- > Partial modesties are 12"H.
- > Refer to page 9 for grommet placement.

Each laminate comes with matching vinyl trim color unless otherwise specified on your purchase order. Refer to the laminate finish card for details.

executive | credenzas

Description	Item Number	Price	Dimensions (inches)			Cubic Feet	Weight (lb.)
			H	W	D		
1.5" Credenza w/Double Lateral Files 	T-CRLL-7221	1604	29.5	72	21	36.83	232.65
	T-CRLL-7224	1702	29.5	72	24	41.25	250.64
1.5" Credenza w/Double Storage Cabinets 	T-CRSS-7221	1252	29.5	72	21	36.83	267
	T-CRSS-7224	1337	29.5	72	24	41.25	272
1.5" Credenza w/Lateral File on Left-Hand Side, Storage Cabinet on Right-Hand Side 	T-CRLS-7221	1446	29.5	72	21	36.83	229.05
	T-CRLS-7224	1567	29.5	72	24	41.25	247.04
1.5" Credenza w/Storage Cabinet on Left-Hand Side, Lateral File on Right-Hand Side 	T-CRSL-7221	1446	29.5	72	21	36.83	229.05
	T-CRSL-7224	1567	29.5	72	24	41.25	247.04
1.5" Credenza Top 	T-WSS0-6021	259	1.5	60	21	5.56	49.21
	T-WSS0-6621	283	1.5	66	21	6.08	54.14
	T-WSS0-7221	298	1.5	72	21	6.6	59.07
	T-WSS0-7821	322	1.5	78	21	7.12	64
	T-WSS0-8421	347	1.5	84	21	7.64	68.93

ordering options


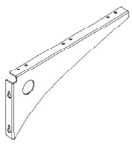
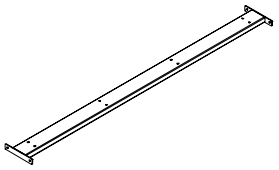
- > laminate color
- > edge profile
- > handle color
- > handle style

Each laminate comes with matching vinyl trim color unless otherwise specified on your purchase order. Refer to the laminate finish card for details.

details

- > Cabinets and laterals include locks and keys.

executive | supports

Description	Item Number	Price	Dimensions (inches)			Cubic Feet	Weight (lb.)
			H	W	D		
Intermediate Gable Support 	T-CGU0-12	121	28	12	1	1.48	8.75
	T-CGU0-18	130	28	18	1	2.04	13.12
Center Cantilever Support 	K-CCAB-16	63	0	16	0	3	0.1
	K-CCAB-22	68	0	22	0	3	0.1
Reinforcement Bar 	U-HRB0-27	115	1	27	6	0.2	2.5
	U-HRB0-30	118	1	30	6	0.24	2.25
	U-HRB0-33	121	1	33	6	0.28	2.5
	U-HRB0-36	124	1	36	6	0.32	2.75
	U-HRB0-39	127	1	39	6	0.36	3
	U-HRB0-42	130	1	42	6	0.4	3.25
	U-HRB0-45	133	1	45	6	0.44	3.5
	U-HRB0-48	136	1	48	6	0.48	3.75
	U-HRB0-51	139	1	51	6	0.52	4
	U-HRB0-54	142	1	54	6	0.56	4.25
	U-HRB0-57	145	1	57	6	0.6	4.5
	U-HRB0-60	148	1	60	6	0.64	4.75
	U-HRB0-63	151	1	63	6	0.68	5
	U-HRB0-66	161	1	66	6	0.72	5.25
	U-HRB0-69	164	1	69	6	0.76	5.5
	U-HRB0-72	175	1	72	6	0.8	5.75
	U-HRB0-75	182	1	75	6	0.84	6
U-HRB0-78	189	1	78	6	0.88	6.25	
U-HRB0-81	197	1	81	6	0.92	6.5	
U-HRB0-84	206	1	84	6	0.96	6.75	
U-HRB0-87	214	1	87	6	1	7	
U-HRB0-90	222	1	90	6	1.04	7.25	

ordering options






- > laminate color
- > grommet color


Each laminate comes with matching vinyl trim color unless otherwise specified on your purchase order. Refer to the laminate finish card for details.

details

- > Refer to page 5 for specific details on intermediate gable support.

executive | pedestals

Description	Item Number	Price	Dimensions (inches)			Cubic Feet	Weight (lb.)
			H	W	D		
 Underdesk Box/Box/File Pedestal	T-FPBU-1618	558	28	16	18	8.15	55
	T-FPBU-1624	596	28	16	24	8.15	55
	T-FPBU-1618-X	612	28	16	18	8.15	55
	T-FPBU-1624-X	693	28	16	24	8.15	55
 Underdesk File/File Pedestal	T-FPFU-1618	558	28	16	18	8.15	55
	T-FPFU-1624	596	28	16	24	8.15	55
	T-FPFU-1618-X	612	28	16	18	8.15	55
	T-FPFU-1624-X	693	28	16	24	8.15	55
 Suspended Box/File Pedestal	T-FPSU-1618	397	16	16	18	5.09	44
 Mobile Box/Box/File Pedestal	T-FPBM-1621	734	28	16	21	9.26	74
 Mobile File/File Pedestal	T-FPFM-1621	734	28	16	21	9.26	68

Description	Item Number	Gr1	Gr2	Gr3	Gr6	Dimensions (inches)			Cubic Feet	Weight (lb.)
						H	W	D		
 Mobile Box/File Pedestal w/Upholstered Seat Cushion	T-1030-1618	895	915	935	995	23	16	18	6.88	55

ordering options

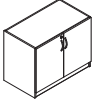
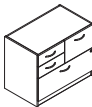
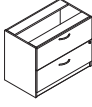
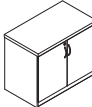
- > laminate color
- > handle color
- > handle style
- > fabric color (for upholstered seat cushion, refer to seating fabric cards)

Each laminate comes with matching vinyl trim color unless otherwise specified on your purchase order. Refer to the laminate finish card for details.

details

- > Pedestals include lock and keys.

executive | filing and storage

Description	Item Number	Price	Dimensions (inches)			Cubic Feet	Weight (lb.)
			H	W	D		
Underdesk Storage Cabinet 	T-FSU0-3020	684	28	30	20	15.11	88
	T-FSU0-3620	742	28	36	20	17.78	102
	T-FSU0-4220	798	28	42	20	20.44	117
	T-FSU0-3021	684	28	30	21	15.74	92
	T-FSU0-3621	742	28	36	21	18.52	107
	T-FSU0-4221	798	28	42	21	21.3	122
Underdesk Combo Pedestal w/Box/Box/File and File/File, LH Shown 	T-FPJU-3620-L	1080	28	36	20	17.78	121
	T-FPJU-3621-L	1080	28	36	21	18.52	122
	T-FPJU-3620-R	1080	28	36	20	17.78	121
	T-FPJU-3621-R	1080	28	36	21	18.52	122
Underdesk 2-Drawer Lateral File 	T-FL2U-3020	883	28	30	20	15.11	82.06
	T-FL2U-3620	915	28	36	20	17.78	86.64
	T-FL2U-4220	967	28	42	20	20.44	89.35
	T-FL2U-3021	883	28	30	21	15.74	84.6
	T-FL2U-3621	915	28	36	21	18.52	88.02
	T-FL2U-4221	967	28	42	21	21.3	91.44
1.5" Freestanding Storage Cabinet 	T-FSF0-3021	753	29.5	30	21	16.48	98
	T-FSF0-3621	808	29.5	36	21	19.39	111
	T-FSF0-4221	863	29.5	42	21	22.29	124

ordering options

- > laminate color
- > edge profile (for freestanding cabinet)
- > handle color
- > handle style

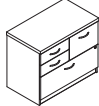
Each laminate comes with matching vinyl trim color unless otherwise specified on your purchase order. Refer to the laminate finish card for details.

details

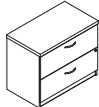
- > Cabinets and lateral files include lock and keys.

executive | filing and storage

Description	Item Number	Price	Dimensions (inches)			Cubic Feet	Weight (lb.)
			H	W	D		
1.5" Freestanding Combo Pedestal w/Box/Box/File and File/File, LH Shown	T-FPJF-3621-L	1130	29.5	36	21	19.39	130
	T-FPJF-3621-R	1130	29.5	36	21	19.39	130



1.5" Freestanding 2-Drawer Lateral File	T-FL2F-3021	942	29.5	30	21	16.48	108.9
	T-FL2F-3621	972	29.5	36	21	19.39	117.27
	T-FL2F-4221	1020	29.5	42	21	22.29	125.64



1.5" Freestanding 3-Drawer Lateral File	T-FL3F-3021	1172	40.5	30	21	21.89	145
	T-FL3F-3621	1224	40.5	36	21	25.75	154.96



1.5" Freestanding 4-Drawer Lateral File	T-FL4F-3021	1533	52.5	30	21	27.79	171.3
	T-FL4F-3621	1584	52.5	36	21	32.7	183.24



ordering options

- > laminate color
- > edge profile
- > handle color
- > handle style

Each laminate comes with matching vinyl trim color unless otherwise specified on your purchase order. Refer to the laminate finish card for details.

details

- > Lateral files include locks and keys

executive | filing and storage

Description	Item Number	Price	Dimensions (inches)			Cubic Feet	Weight (lb.)
			H	W	D		


1.5" Storage Cabinet w/Shelves,
LH Shown

T-FSDS-1821-L
T-FSDS-1821-R

837
837

68 18 21
68 18 21

22.92 133.65
22.92 133.65




1.5" Combo Cabinet w/Storage and Box/Box/File,
LH Shown

T-FCSB-1821-L
T-FCSB-1821-R

1314
1314

68 18 21
68 18 21

22.92 168
22.92 168



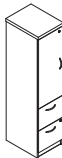
1.5" Combo Cabinet w/Storage and File/File,
LH Shown

T-FCSF-1821-L
T-FCSF-1821-R

1314
1314

68 18 21
68 18 21

22.92 162
22.92 162



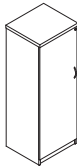
1.5" Storage Cabinet w/Coat Bar and Shelves,
LH Shown

T-FSDC-2421-L
T-FSDC-2421-R

902
902

68 24 21
68 24 21

29.17 179.64
29.17 179.64



ordering options

- > laminate color
- > edge profile
- > handle color
- > handle style

Each laminate comes with matching vinyl trim color unless otherwise specified on your purchase order. Refer to the laminate finish card for details.

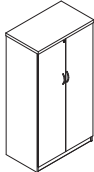
details

- > Cabinets include locks and keys.

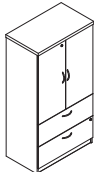
executive | filing and storage

Description	Item Number	Price	Dimensions (inches)			Cubic Feet	Weight (lb.)
			H	W	D		

1.5" Double Door Storage Cabinet w/Shelves	T-FSDS-3621	1314	68	36	21	41.67	204.96
---	-------------	------	----	----	----	-------	--------



1.5" Combo Cabinet w/Storage and Lateral File	T-FCSL-3621	1559	68	36	21	41.67	260.82
--	-------------	------	----	----	----	-------	--------



ordering options

- > laminate color
- > edge profile
- > handle color
- > handle style

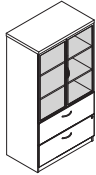
Each laminate comes with matching vinyl trim color unless otherwise specified on your purchase order. Refer to the laminate finish card for details.

details

- > Cabinets include locks and keys.

executive | filing and storage

Description	Item Number	Price	Dimensions (inches)			Cubic Feet	Weight (lb.)
			H	W	D		
1.5" Combo Cabinet w/Storage, Lateral File and Acrylic Doors	T-FCSL-3621-G	2511	68	36	21	41.67	222.62



ordering options

- > laminate color
- > edge profile
- > metal color (for acrylic door frame)
- > handle color
- > handle style

Each laminate comes with matching vinyl trim color unless otherwise specified on your purchase order. Refer to the laminate finish card for details.

details

- > Only laminate drawers include lock and keys.

executive | filing and storage

Description	Item Number	Price	Dimensions (inches)			Cubic Feet	Weight (lb.)
			H	W	D		
1.5" Bookcase 	T-SB00-293012	509	29	30	12	6.07	60.07
	T-SB00-293612	546	29	36	12	7.25	69.21
	T-SB00-422412	439	42	24	12	7.00	53.47
	T-SB00-423012	562	42	30	12	8.75	61.30
	T-SB00-423612	589	42	36	12	10.50	69.16
	T-SB00-542412	521	54	24	12	9.00	67.07
	T-SB00-543012	627	54	30	12	11.25	76.60
	T-SB00-543612	654	54	36	12	13.50	86.19
	T-SB00-682412	609	67	24	12	11.33	82.02
	T-SB00-683012	650	67	30	12	14.17	93.26
T-SB00-683612	733	67	36	12	17.00	104.57	

ordering options

- > laminate color
- > edge profile

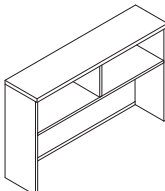
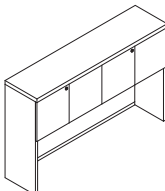
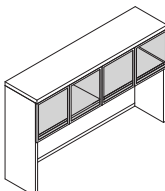
Each laminate comes with matching vinyl trim color unless otherwise specified on your purchase order. Refer to the laminate finish card for details.

All bookcases come with finished black-board back (interior and exterior finish) with the exception of the curved bookcases.

details

- > Bookcases have adjustable shelves and one fixed shelf at desk height. Refer to page 6.

executive | hutches

Description	Item Number	Price	Dimensions (inches)			Cubic Feet	Weight (lb.)
			H	W	D		
1.5" Open Hutch 	T-SHOO-1530	451	39	30	15	16.08	75.62
	T-SHOO-1536	521	39	36	15	18.91	84.86
	T-SHOO-1542	541	39	42	15	21.75	94.1
	T-SHOO-1548	599	39	48	15	24.59	103.34
	T-SHOO-1554	650	39	54	15	27.42	112.58
	T-SHOO-1560	703	39	60	15	30.26	121.82
	T-SHOO-1566	748	39	66	15	33.1	131.06
	T-SHOO-1572	805	39	72	15	35.93	140.3
	T-SHOO-1578	851	39	78	15	38.77	149.54
	T-SHOO-1584	902	39	84	15	41.61	158.78
1.5" Hinged-Door Hutch 	T-SHHO-1530-L	694	39	30	15	16.08	85.07
	T-SHHO-1536-L	733	39	36	15	18.91	94.31
	T-SHHO-1542-L	837	39	42	15	21.75	103.55
	T-SHHO-1548-L	908	39	48	15	24.59	117.51
	T-SHHO-1554-L	987	39	54	15	27.42	126.75
	T-SHHO-1560-L	1051	39	60	15	30.26	140.72
	T-SHHO-1566-L	1114	39	66	15	33.1	149.96
	T-SHHO-1572-L	1172	39	72	15	35.93	159.2
	T-SHHO-1578-L	1230	39	78	15	38.77	168.44
	T-SHHO-1584-L	1275	39	84	15	41.61	177.68
1.5" Hinged-Door Hutch w/Acrylic Doors 	T-SHHO-1530-G	1114	39	30	15	16.08	88.22
	T-SHHO-1536-G	1204	39	36	15	18.91	96.56
	T-SHHO-1542-G	1289	39	42	15	21.75	105.8
	T-SHHO-1548-G	1598	39	48	15	24.59	122.24
	T-SHHO-1554-G	1694	39	54	15	27.42	131.48
	T-SHHO-1560-G	1990	39	60	15	30.26	147.92
	T-SHHO-1566-G	2029	39	66	15	33.1	157.16
	T-SHHO-1572-G	2120	39	72	15	35.93	166.4
	T-SHHO-1578-G	2184	39	78	15	38.77	175.64
	T-SHHO-1584-G	2241	39	84	15	41.61	184.88

ordering options

- > laminate color
- > edge profile
- > metal color (for acrylic door frame)

Each laminate comes with matching vinyl trim color unless otherwise specified on your purchase order. Refer to the laminate finish card for details.

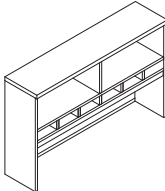
details

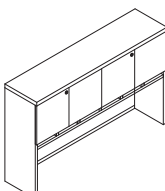
- > Number of openings and doors per hutch:

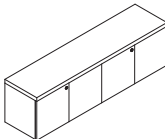
width	30"	36"	42"	48"	54"	60"	66"	72"	78"	84"
openings	1	1	2	2	2	2	2	2	2	2
doors	2	2	3	3	3	4	4	4	4	4

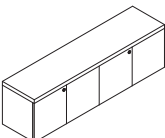
- > Laminate doors include locks and keys.

executive | hutches

Description	Item Number	Price	Dimensions (inches)			Cubic Feet	Weight (lb.)
			H	W	D		
1.5" Open Hutch w/Pigeonholes 	T-SHOP-1530	630	39	30	15	16.08	87.77
	T-SHOP-1536	728	39	36	15	18.91	97.01
	T-SHOP-1542	753	39	42	15	21.75	111.69
	T-SHOP-1548	837	39	48	15	24.59	120.93
	T-SHOP-1554	908	39	54	15	27.42	135.58
	T-SHOP-1560	979	39	60	15	30.26	148.2
	T-SHOP-1566	1044	39	66	15	33.1	157.44
	T-SHOP-1572	1128	39	72	15	35.93	170.74
	T-SHOP-1578	1186	39	78	15	38.77	183.36
	T-SHOP-1584	1262	39	84	15	41.61	195.99

1.5" Hinged-Door Hutch w/Pigeonholes 	T-SHHP-1530-L	857	39	30	15	16.08	97.22
	T-SHHP-1536-L	912	39	36	15	18.91	106.46
	T-SHHP-1542-L	1033	39	42	15	21.75	121.14
	T-SHHP-1548-L	1130	39	48	15	24.59	135.1
	T-SHHP-1554-L	1228	39	54	15	27.42	149.75
	T-SHHP-1560-L	1306	39	60	15	30.26	167.1
	T-SHHP-1566-L	1349	39	66	15	33.1	176.34
	T-SHHP-1572-L	1434	39	72	15	35.93	189.64
	T-SHHP-1578-L	1495	39	78	15	38.77	202.26
	T-SHHP-1584-L	1555	39	84	15	41.61	214.89

1.5" Wall-Mounted Hinged-Door Hutch 	T-SHHW-1530-L	496	16.5	30	15	7.92	46.9
	T-SHHW-1536-L	525	16.5	36	15	9.28	52.99
	T-SHHW-1542-L	587	16.5	42	15	10.65	59.08
	T-SHHW-1548-L	618	17	48	15	12.01	65.17
	T-SHHW-1554-L	647	17	54	15	13.39	71.26
	T-SHHW-1560-L	709	17	60	15	14.78	77.35
	T-SHHW-1566-L	737	17	66	15	16.16	83.44
	T-SHHW-1572-L	768	17	72	15	17.55	89.53

1.5" Wall-Mounted Hinged-Door Hutch w/Acrylic Doors 	T-SHHW-1530-G	951	16.5	30	15		
	T-SHHW-1536-G	1028	16.5	36	15		
	T-SHHW-1542-G	1189	16.5	42	15		
	T-SHHW-1548-G	1266	16.5	48	15	11.72	56.42
	T-SHHW-1554-G	1375	16.5	54	15	13.07	61.21
	T-SHHW-1560-G	1545	16.5	60	15	14.43	66
	T-SHHW-1566-G	1622	16.5	66	15	15.78	70.79
	T-SHHW-1572-G	1701	16.5	72	15	17.13	75.58

ordering options

- > laminate color
- > edge profile

Each laminate comes with matching vinyl trim color unless otherwise specified on your purchase order. Refer to the laminate finish card for details.

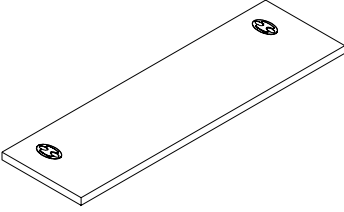
details

- > Number of openings and doors per hutch:

width	30"	36"	42"	48"	54"	60"	66"	72"	78"	84"
openings	1	1	2	2	2	2	2	2	2	2
doors	2	2	3	3	3	4	4	4	4	4

- > Laminate doors include locks and keys.

executive | tabletops

Description	Item Number	Price	Dimensions (inches)			Cubic Feet	Weight (lb.)
			H	W	D		
1.5" Straight Tabletop w/ Grommet 	UT-WSOG-1818	212	1.5	18	18	0.19	9.96
	UT-WSOG-2418	224	1.5	24	18	0.25	14.28
	UT-WSOG-3018	238	1.5	30	18	0.31	18.6
	UT-WSOG-3618	250	1.5	36	18	0.38	22.92
	UT-WSOG-4218	283	1.5	42	18	0.44	27.24
	UT-WSOG-4818	299	1.5	48	18	0.50	31.56
	UT-WSOG-5418	354	1.5	54	18	0.57	35.88
	UT-WSOG-6018	386	1.5	60	18	0.63	40.2
	UT-WSOG-6618	441	1.5	66	18	0.69	44.52
	UT-WSOG-7218	466	1.5	72	18	0.75	48.84
	UT-WSOG-7818	506	1.5	78	18	0.82	53.16
	UT-WSOG-8418	547	1.5	84	18	0.88	57.48
	UT-WSOG-9018	625	1.5	90	18	0.94	61.8
	UT-WSOG-9618	673	1.5	96	18	1.00	66.12
	UT-WSOG-1824	230	1.5	18	24	0.25	12.96
	UT-WSOG-2424	242	1.5	24	24	0.33	17.28
	UT-WSOG-3024	258	1.5	30	24	0.41	21.6
	UT-WSOG-3624	264	1.5	36	24	0.50	25.92
	UT-WSOG-4224	310	1.5	42	24	0.59	30.24
	UT-WSOG-4824	333	1.5	48	24	0.67	34.56
	UT-WSOG-5424	403	1.5	54	24	0.75	38.88
	UT-WSOG-6024	423	1.5	60	24	0.83	43.2
	UT-WSOG-6624	469	1.5	66	24	0.92	47.52
	UT-WSOG-7224	490	1.5	72	24	1.00	51.84
	UT-WSOG-7824	534	1.5	78	24	1.09	56.16
	UT-WSOG-8424	576	1.5	84	24	1.17	60.48
	UT-WSOG-9024	656	1.5	90	24	1.25	64.8
	UT-WSOG-9624	710	1.5	96	24	1.33	69.12

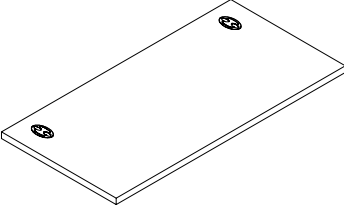
ordering options

- > laminate color
- > edge profile (for o-tabletop)

details

Each laminate comes with matching vinyl trim color unless otherwise specified on your purchase order. Refer to the laminate finish card for details.

executive | tabletops

Description	Item Number	Price	Dimensions (inches)			Cubic Feet	Weight (lb.)
			H	W	D		
1.5" Straight Tabletop w/ Grommet 	UT-WSOG-1830	238	1.5	18	30	0.31	16.2
	UT-WSOG-2430	258	1.5	24	30	0.42	21.6
	UT-WSOG-3030	302	1.5	30	30	0.52	27
	UT-WSOG-3630	321	1.5	36	30	0.63	32.4
	UT-WSOG-4230	346	1.5	42	30	0.73	37.8
	UT-WSOG-4830	375	1.5	48	30	0.83	43.2
	UT-WSOG-5430	420	1.5	54	30	0.94	48.6
	UT-WSOG-6030	445	1.5	60	30	1.04	54
	UT-WSOG-6630	507	1.5	66	30	1.15	59.4
	UT-WSOG-7230	519	1.5	72	30	1.25	64.8
	UT-WSOG-7830	567	1.5	78	30	1.36	70.2
	UT-WSOG-8430	612	1.5	84	30	1.46	75.6
	UT-WSOG-9030	695	1.5	90	30	1.57	81
	UT-WSOG-9630	753	1.5	96	30	1.67	86.4
	UT-WSOG-1836	250	1.5	18	36	0.37	19.44
	UT-WSOG-2436	290	1.5	24	36	0.5	25.92
	UT-WSOG-3036	321	1.5	30	36	0.62	32.4
	UT-WSOG-3636	333	1.5	36	36	0.75	38.88
	UT-WSOG-4236	362	1.5	42	36	0.88	45.36
	UT-WSOG-4836	391	1.5	48	36	1	51.84
	UT-WSOG-5436	437	1.5	54	36	1.13	58.32
	UT-WSOG-6036	464	1.5	60	36	1.25	64.8
	UT-WSOG-6636	530	1.5	66	36	1.38	71.28
	UT-WSOG-7236	544	1.5	72	36	1.5	77.76
	UT-WSOG-7836	591	1.5	78	36	1.63	84.24
	UT-WSOG-8436	639	1.5	84	36	1.75	90.72
	UT-WSOG-9036	727	1.5	90	36	1.88	97.2
	UT-WSOG-9636	783	1.5	96	36	2	103.68

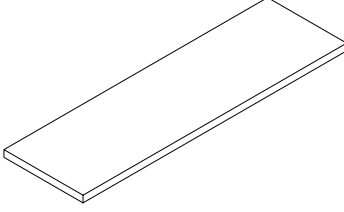
ordering options

- > laminate color
- > edge profile (for o-tabletop)

Each laminate comes with matching vinyl trim color unless otherwise specified on your purchase order. Refer to the laminate finish card for details.

details

executive | tabletops

Description	Item Number	Price	Dimensions (inches)			Cubic Feet	Weight (lb.)
			H	W	D		
1.5" Straight Tabletop 	UT-WSON-1818	193	1.5	18	18	0.19	9.96
	UT-WSON-2418	203	1.5	24	18	0.25	14.28
	UT-WSON-3018	219	1.5	30	18	0.31	18.6
	UT-WSON-3618	231	1.5	36	18	0.38	22.92
	UT-WSON-4218	264	1.5	42	18	0.44	27.24
	UT-WSON-4818	280	1.5	48	18	0.50	31.56
	UT-WSON-5418	338	1.5	54	18	0.57	35.88
	UT-WSON-6018	368	1.5	60	18	0.63	40.2
	UT-WSON-6618	420	1.5	66	18	0.69	44.52
	UT-WSON-7218	446	1.5	72	18	0.75	48.84
	UT-WSON-7818	485	1.5	78	18	0.82	53.16
	UT-WSON-8418	528	1.5	84	18	0.88	57.48
	UT-WSON-9018	606	1.5	90	18	0.94	61.8
	UT-WSON-9618	652	1.5	96	18	1.00	66.12
	UT-WSON-1824	211	1.5	18	24	0.25	12.96
	UT-WSON-2424	221	1.5	24	24	0.33	17.28
	UT-WSON-3024	237	1.5	30	24	0.41	21.6
	UT-WSON-3624	245	1.5	36	24	0.50	25.92
	UT-WSON-4224	290	1.5	42	24	0.59	30.24
	UT-WSON-4824	315	1.5	48	24	0.67	34.56
	UT-WSON-5424	383	1.5	54	24	0.75	38.88
	UT-WSON-6024	404	1.5	60	24	0.83	43.2
	UT-WSON-6624	449	1.5	66	24	0.92	47.52
	UT-WSON-7224	471	1.5	72	24	1.00	51.84
	UT-WSON-7824	514	1.5	78	24	1.09	56.16
	UT-WSON-8424	556	1.5	84	24	1.17	60.48
	UT-WSON-9024	637	1.5	90	24	1.25	64.8
	UT-WSON-9624	691	1.5	96	24	1.33	69.12

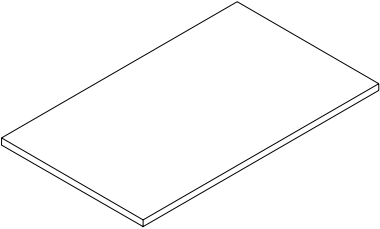
ordering options

- > laminate color
- > edge profile (for o-tabletop)

Each laminate comes with matching vinyl trim color unless otherwise specified on your purchase order. Refer to the laminate finish card for details.

details

executive | tabletops

Description	Item Number	Price	Dimensions (inches)			Cubic Feet	Weight (lb.)
			H	W	D		
1.5" Straight Tabletop 	UT-WSON-1830	218	1.5	18	30	0.31	16.2
	UT-WSON-2430	237	1.5	24	30	0.42	21.6
	UT-WSON-3030	283	1.5	30	30	0.52	27
	UT-WSON-3630	302	1.5	36	30	0.63	32.4
	UT-WSON-4230	327	1.5	42	30	0.73	37.8
	UT-WSON-4830	354	1.5	48	30	0.83	43.2
	UT-WSON-5430	403	1.5	54	30	0.94	48.6
	UT-WSON-6030	425	1.5	60	30	1.04	54
	UT-WSON-6630	487	1.5	66	30	1.15	59.4
	UT-WSON-7230	502	1.5	72	30	1.25	64.8
	UT-WSON-7830	547	1.5	78	30	1.36	70.2
	UT-WSON-8430	593	1.5	84	30	1.46	75.6
	UT-WSON-9030	676	1.5	90	30	1.57	81
	UT-WSON-9630	732	1.5	96	30	1.67	86.4
	UT-WSON-1836	230	1.5	18	36	0.37	19.44
	UT-WSON-2436	269	1.5	24	36	0.5	25.92
	UT-WSON-3036	302	1.5	30	36	0.62	32.4
	UT-WSON-3636	314	1.5	36	36	0.75	38.88
	UT-WSON-4236	343	1.5	42	36	0.88	45.36
	UT-WSON-4836	370	1.5	48	36	1	51.84
	UT-WSON-5436	420	1.5	54	36	1.13	58.32
	UT-WSON-6036	444	1.5	60	36	1.25	64.8
	UT-WSON-6636	510	1.5	66	36	1.38	71.28
	UT-WSON-7236	527	1.5	72	36	1.5	77.76
	UT-WSON-7836	571	1.5	78	36	1.63	84.24
	UT-WSON-8436	620	1.5	84	36	1.75	90.72
	UT-WSON-9036	708	1.5	90	36	1.88	97.2
	UT-WSON-9636	762	1.5	96	36	2	103.68

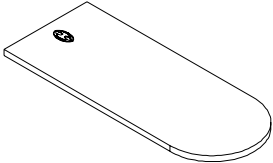
ordering options

details

- > laminate color
- > edge profile (for o-tabletop)

Each laminate comes with matching vinyl trim color unless otherwise specified on your purchase order. Refer to the laminate finish card for details.

executive | tabletops

Description	Item Number	Price	Dimensions (inches)			Cubic Feet	Weight (lb.)
			H	W	D		
1.5" D-Tabletop 	UT-WDTG-6024	525	1.5	60	24	0.83	41.1825
	UT-WDTG-6624	617	1.5	66	24	0.92	45.345
	UT-WDTG-7224	665	1.5	72	24	1.00	49.5075
	UT-WDTG-7824	766	1.5	78	24	1.09	53.67
	UT-WDTG-8424	803	1.5	84	24	1.17	57.8325
	UT-WDTG-6030	581	1.5	60	30	1.04	47.4525
	UT-WDTG-6630	682	1.5	66	30	1.15	52.3125
	UT-WDTG-7230	736	1.5	72	30	1.25	57.165
	UT-WDTG-7830	849	1.5	78	30	1.36	62.025
	UT-WDTG-8430	891	1.5	84	30	1.46	66.885
	UT-WDTG-6036	639	1.5	60	36	1.25	58.605
	UT-WDTG-6636	749	1.5	66	36	1.38	64.155
	UT-WDTG-7236	806	1.5	72	36	1.5	69.705
	UT-WDTG-7836	929	1.5	78	36	1.63	75.255
	UT-WDTG-8436	977	1.5	84	36	1.75	80.805

1.5" O-Tabletop 	T-WOXX-24	286	1.5	24	24	1.5	32.4
	T-WOXX-30	286	1.5	30	30	1.80	40.5
	T-WOXX-36	286	1.5	36	36	5.1	39.76
	T-WOXX-42	367	1.5	42	42	6.73	54.11
	T-WOXX-48	413	1.5	48	48	8.6	70.68
	T-WOXX-54	464	1.5	54	54	3.00	72.9
	T-WOXX-60	515	1.5	60	60	3.3	81

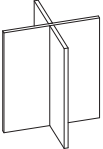

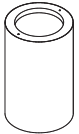
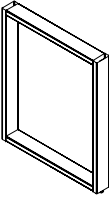
ordering options

- > laminate color
- > edge profile (for o-tabletop)

details

Each laminate comes with matching vinyl trim color unless otherwise specified on your purchase order. Refer to the laminate finish card for details.

executive | bases

Description	Item Number	Price	Dimensions (inches)			Cubic Feet	Weight (lb.)
			H	W	D		
 <p>Cross Base</p>	T-B6-30	264	28	18	18		
	T-B6-36	264	28	24	24	14.52	33.64
	T-B6-42	275	28	30	30	21.41	42.29
	T-B6-48	293	28	36	36	29.63	49.23
	T-B6-54	301	28	42	42		
	T-B6-60	317	28	48	48		
 <p>Post Support Base</p>	TB-BASE-1	230	28	3	3	0.85	7
 <p>Drum Base</p>	TB-BASE-2	574	28	18	18	19.34	30
 <p>Open Metal Gable</p>	U-CG0M-12	238	28	12	3	0.3	6
	U-CG0M-18	271	28	18	3	0.4	10
	U-CG0M-21	286	28	21	3	0.45	12
	U-CG0M-24	303	28	24	3	0.5	14
	U-CG0M-30	336	28	30	3	0.6	18
	U-CG0M-36	368	28	36	3	0.7	22

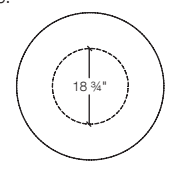
ordering options

- > laminate color
- > edge profile (for o-tabletop)
- > metal color (for post support base)

Each laminate comes with matching vinyl trim color unless otherwise specified on your purchase order. Refer to the laminate finish card for details.

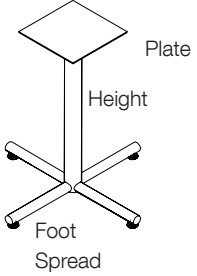
details

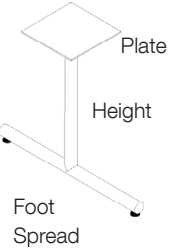
- > 4 post supports required for each o-tabletop.
- > Drum base:



- > Drum base is not applicable on 48" o-tabletop.

executive | bases

Description	Item Number	Price	Dimensions (inches)			Cubic Feet	Weight (lb.)
			H	Foot	Plate		
 <p>Nevada X Base</p>	U-HNB-X-1828	520	28	16	8x8	2	15
	U-HNB-X-2428	553	28	22	11x11	2.2	18
	U-HNB-X-3028	585	28	26	11x11	2.4	21
	U-HNB-X-3628	618	28	30	11x11	2.6	24
	U-HNB-X-4228	715	28	36	11x11	2.8	27
	U-HNB-X-4828	1073	28	42	11x11	3	30
	U-HNB-X-5428	1073	28	42	11x11	3.2	33
	U-HNB-X-6028	1268	28	48	11x11	3.4	36
	U-HNB-X-1835	683	35	16	8x8	2.2	18
	U-HNB-X-2435	716	35	22	11x11	2.4	21
	U-HNB-X-3035	748	35	26	11x11	2.6	24
	U-HNB-X-3635	781	35	30	11x11	2.8	27
	U-HNB-X-4235	878	35	36	11x11	3	30
	U-HNB-X-4835	1236	35	42	11x11	3.2	33
	U-HNB-X-5435	1236	35	42	11x11	3.4	36
	U-HNB-X-6035	1431	35	48	11x11	3.6	39
	U-HNB-X-2441	794	41	22	11x11	2.6	24
	U-HNB-X-3041	826	41	26	11x11	2.8	27
	U-HNB-X-3641	859	41	30	11x11	3	30
	U-HNB-X-4241	956	41	36	11x11	3.2	33
U-HNB-X-4841	1314	41	42	11x11	3.4	36	
U-HNB-X-5441	1314	41	42	11x11	3.6	39	
U-HNB-X-6041	1509	41	48	11x11	3.8	42	

 <p>Nevada T Base</p>	U-HNB-T-1828	293	28	16	8x8	2	10
	U-HNB-T-2428	293	28	22	11x11	2.2	12.5
	U-HNB-T-3028	306	28	26	11x11	2.4	15
	U-HNB-T-1835	456	35	16	8x8	2.2	13.5
	U-HNB-T-2435	456	35	22	11x11	2.4	16.5
	U-HNB-T-3035	475	35	26	11x11	2.6	19.5
	U-HNB-T-1841	534	41	16	8x8	2.4	15
	U-HNB-T-2441	547	41	22	11x11	2.6	20
	U-HNB-T-3041	553	41	26	11x11	2.8	25

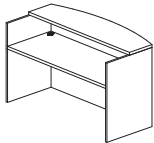
ordering options

details

> metal color (for post support base)

executive | reception units

Description	Item Number	Price	Dimensions (inches)			Cubic Feet	Weight (lb.)
			H	W	D		
1.5" Reception Unit w/Countertop	T-RCOG-7230	1353	43.5	72	30	71.03	272.25



ordering options

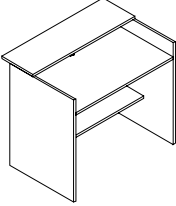
- > laminate color
- > edge profile
- > grommet color
- > handle color (for pedestals)
- > handle style (for pedestals)

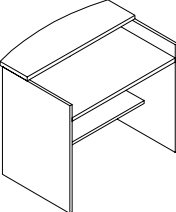
Each laminate comes with matching vinyl trim color unless otherwise specified on your purchase order. Refer to the laminate finish card for details.

details

- > Pedestals include lock and keys. Refer to page 5 for details.

executive | service write up desk

Description	Item Number	Price	Dimensions (inches)			Cubic Feet	Weight (lb.)
			H	W	D		
1.5" Service Write Up Desk w/ Straight Countertop 	T-RCWG-3030-S	1053	43	30	30	25.46	94
	T-RCWG-3630-S	1109	43	36	30	30.55	97
	T-RCWG-4230-S	1172	43	42	30	35.64	100
	T-RCWG-4830-S	1232	43	48	30	40.73	103
	T-RCWG-5430-S	1281	43	54	30	45.82	106
	T-RCWG-6030-S	1331	43	60	30	50.91	109
	T-RCWG-6630-S	1379	43	66	30	56	112
	T-RCWG-7230-S	1449	43	72	30	61.09	115
	T-RCWG-7830-S	1514	43	78	30	66.18	118
	T-RCWG-8430-S	1578	43	84	30	71.28	121

1.5" Service Write Up Desk w/ Arc Countertop 	T-RCWG-3030-A	1179	43	30	30	25.46	94
	T-RCWG-3630-A	1216	43	36	30	30.55	97
	T-RCWG-4230-A	1271	43	42	30	35.64	100
	T-RCWG-4830-A	1332	43	48	30	40.73	103
	T-RCWG-5430-A	1350	43	54	30	45.82	106
	T-RCWG-6030-A	1476	43	60	30	50.91	109
	T-RCWG-6630-A	1524	43	66	30	56	112
	T-RCWG-7230-A	1582	43	72	30	61.09	115
	T-RCWG-7830-A	1672	43	78	30	66.18	118
	T-RCWG-8430-A	1735	43	84	30	71.28	121

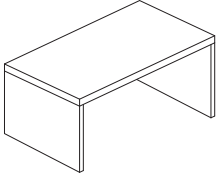
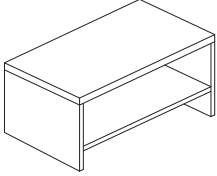
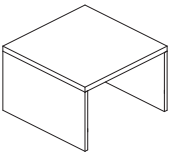
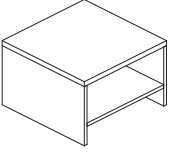
ordering options

- > laminate color
- > edge profile

details

Each laminate comes with matching vinyl trim color unless otherwise specified on your purchase order. Refer to the laminate finish card for details.

executive | coffee and end tables

Description	Item Number	Price	Dimensions (inches)			Cubic Feet	Weight (lb.)
			H	W	D		
1.5" Coffee Table 	T-TCT0-362017	283	17.5	36	20	2.22	48.6
	T-TCT0-422017	303	17.5	42	20	2.56	53.93
	T-TCT0-482017	328	17.5	48	20	2.89	59.26
1.5" Coffee Table w/Fixed Shelf 	T-TCTS-362017	347	17.5	36	20	2.78	66.3
	T-TCTS-422017	367	17.5	42	20	3.19	74.25
	T-TCTS-482017	392	17.5	48	20	3.61	82.2
1.5" End Table 	T-TCT0-202019	264	19.5	20	20	1.33	35.7
	T-TCT0-242419	298	19.5	24	24	1.81	47.03
	T-TCT0-303019	367	19.5	30	30	2.68	58.36
1.5" End Table w/Fixed Shelf 	T-TCTS-202019	328	19.5	20	20	1.67	51.36
	T-TCTS-242419	362	19.5	24	24	2.27	62.87
	T-TCTS-303019	432	19.5	30	30	3.34	78.65

ordering options

- > laminate color
- > edge profile

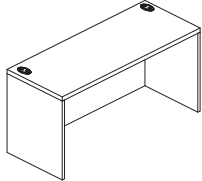
details

Each laminate comes with matching vinyl trim color unless otherwise specified on your purchase order. Refer to the laminate finish card for details.

professional

straight desks	48
arc desks	51
tables	52
5-sided corners	55
unitized desks	57
bridges	59
returns	60
credenzas	62
intermediate gable supports	63
pedestals	64
filing and storage	65
hutches	70
tabletops	72
bases	77
reception units	79
service write up desk	80
coffee and end tables	81

professional | straight desks

Description	Item Number	Price	Dimensions (inches)			Cubic Feet	Weight (lb.)
			H	W	D		
1" Straight Desk w/Full Modesty 	TL-TS0G-6021	528	29	60	21	4.63	107.7
	TL-TS0G-6621	557	29	66	21	5.06	117.12
	TL-TS0G-7221	580	29	72	21	5.5	126.54
	TL-TS0G-7821	608	29	78	21	5.93	135.96
	TL-TS0G-8421	642	29	84	21	6.37	145.38
	TL-TS0G-9021	697	29	90	21	6.80	154.8
	TL-TS0G-9621	697	29	96	21	7.24	164.22
	TL-TS0G-3024	423	29	30	24	2.75	77.17
	TL-TS0G-3624	451	29	36	24	3.24	96.29
	TL-TS0G-4224	467	29	42	24	3.73	115.41
	TL-TS0G-4824	494	29	48	24	4.21	134.53
	TL-TS0G-5424	522	29	54	24	4.7	153.65
	TL-TS0G-6024	552	29	60	24	5.19	172.77
	TL-TS0G-6624	580	29	66	24	5.67	191.89
	TL-TS0G-7224	603	29	72	24	6.16	211.01
	TL-TS0G-7824	630	29	78	24	6.64	230.13
	TL-TS0G-8424	664	29	84	24	7.13	249.25
	TL-TS0G-9024	837	29	90	24	7.62	268.37
	TL-TS0G-9624	874	29	96	24	8.10	287.49
	TL-TS0G-3030	445	29	30	30	3.34	84.2
	TL-TS0G-3630	479	29	36	30	3.94	95.73
	TL-TS0G-4230	507	29	42	30	4.53	107.26
	TL-TS0G-4830	540	29	48	30	5.12	118.79
	TL-TS0G-5430	579	29	54	30	5.71	130.32
	TL-TS0G-6030	608	29	60	30	6.3	141.85
	TL-TS0G-6630	630	29	66	30	6.89	153.38
	TL-TS0G-7230	657	29	72	30	7.48	164.91
	TL-TS0G-7830	696	29	78	30	8.07	176.44
	TL-TS0G-8430	733	29	84	30	8.66	187.97
	TL-TS0G-9030	862	29	90	30	9.25	199.5
TL-TS0G-9630	907	29	96	30	9.84	211.03	

ordering options

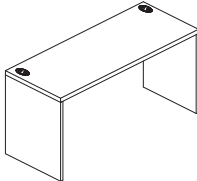
- > laminate color
- > grommet color

details

- > Refer to page 9 for grommet placement.

Each laminate comes with matching vinyl trim color unless otherwise specified on your purchase order. Refer to the laminate finish card for details.

professional | straight desks

Description	Item Number	Price	Dimensions (inches)			Cubic Feet	Weight (lb.)
			H	W	D		
1" Straight Desk w/Partial Modesty 	TL-TS0Z-6021	528	29	60	21	4.63	81.41
	TL-TS0Z-6621	557	29	66	21	5.06	86.6
	TL-TS0Z-7221	580	29	72	21	5.5	91.79
	TL-TS0Z-7821	608	29	78	21	5.93	96.98
	TL-TS0Z-8421	642	29	84	21	6.37	102.17
	TL-TS0Z-9021	697	29	90	21	6.80	107.36
	TL-TS0Z-9621	748	29	96	21	7.24	112.55
	TL-TS0Z-3024	423	29	30	24	2.75	61.95
	TL-TS0Z-3624	451	29	36	24	3.24	67.5
	TL-TS0Z-4224	467	29	42	24	3.73	73.05
	TL-TS0Z-4824	494	29	48	24	4.21	78.6
	TL-TS0Z-5424	522	29	54	24	4.7	84.15
	TL-TS0Z-6024	552	29	60	24	5.19	89.7
	TL-TS0Z-6624	580	29	66	24	5.67	95.25
	TL-TS0Z-7224	603	29	72	24	6.16	100.8
	TL-TS0Z-7824	630	29	78	24	6.64	106.35
	TL-TS0Z-8424	664	29	84	24	7.13	111.9
	TL-TS0Z-9024	837	29	90	24	7.62	117.45
	TL-TS0Z-9624	874	29	96	24	8.1	123
	TL-TS0Z-3030	445	29	30	30	3.34	63.48
	TL-TS0Z-3630	479	29	36	30	3.94	69.97
	TL-TS0Z-4230	507	29	42	30	4.53	76.46
	TL-TS0Z-4830	540	29	48	30	5.12	82.95
	TL-TS0Z-5430	579	29	54	30	5.71	89.44
	TL-TS0Z-6030	608	29	60	30	6.3	95.93
	TL-TS0Z-6630	630	29	66	30	6.89	102.42
	TL-TS0Z-7230	657	29	72	30	7.48	108.91
	TL-TS0Z-7830	696	29	78	30	8.07	115.4
	TL-TS0Z-8430	733	29	84	30	8.66	121.89
	TL-TS0Z-9030	848	29	90	30	9.25	128.38
TL-TS0Z-9630	907	29	96	30	9.84	134.87	

ordering options

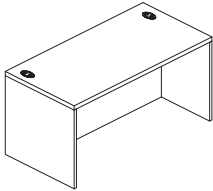
- > laminate color
- > grommet color

details

- > Partial modesties are 12"H.
- > Refer to page 9 for grommet placement.

Each laminate comes with matching vinyl trim color unless otherwise specified on your purchase order. Refer to the laminate finish card for details.

professional | straight desks

Description	Item Number	Price	Dimensions (inches)			Cubic Feet	Weight (lb.)
			H	W	D		
1" Straight Desk w/Recessed Full Modesty and Grommets 	TL-TSRG-6030	618	29	60	30	6.3	137.93
	TL-TSRG-6630	642	29	66	30	6.89	149.46
	TL-TSRG-7230	670	29	72	30	7.48	160.99
	TL-TSRG-7830	709	29	78	30	8.07	172.52
	TL-TSRG-8430	743	29	84	30	8.66	184.05
	TL-TSRG-9030	875	29	90	30		
	TL-TSRG-9630	946	29	96	30		
	TL-TSRG-6036	715	29	60	36	7.41	150.3
	TL-TSRG-6636	743	29	66	36	8.1	160.2
	TL-TSRG-7236	771	29	72	36	8.8	170.1
	TL-TSRG-7836	805	29	78	36	9.49	180
	TL-TSRG-8436	835	29	84	36	10.19	189.9
	TL-TSRG-9036	920	29	90	36		
	TL-TSRG-9636	999	29	96	36		


ordering options

- > laminate color
- > grommet color

Each laminate comes with matching vinyl trim color unless otherwise specified on your purchase order. Refer to the laminate finish card for details.

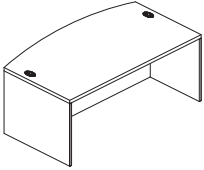
details

- > Recessed modesty:



professional | arc desks

Description	Item Number	Price	Dimensions (inches)			Cubic Feet	Weight (lb.)
			H	W	D		
1" Arc Desk w/Recessed Full Modesty and Grommets	TL-TARG-7236	898	29	72	36	8.8	178.09
	TL-TARG-7836	942	29	78	36	9.49	188.84
	TL-TARG-8436	988	29	84	36	10.19	199.59
	TL-TARG-9036	1032	29	90	36		
	TL-TARG-9636	1075	29	96	36		



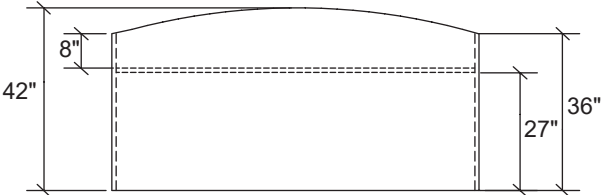
ordering options

- > laminate color
- > grommet color

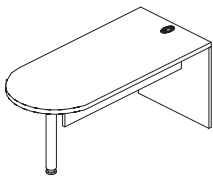
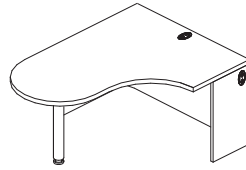
Each laminate comes with matching vinyl trim color unless otherwise specified on your purchase order. Refer to the laminate finish card for details.

details

- > Recessed modesty:



professional | tables

Description	Item Number	Price	Dimensions (inches)			Cubic Feet	Weight (lb.)	
			H	W	D			
1" D-Table w/Full Gable 	TL-TD0G-6030	654	29	60	30	5.04	86.48	
	TL-TD0G-6630	682	29	66	30	5.51	92.95	
	TL-TD0G-7230	708	29	72	30	5.98	99.42	
	TL-TD0G-7830	733	29	78	30	6.45	105.9	
	TL-TD0G-8430	761	29	84	30	6.93	112.38	
	TL-TD0G-6036	713	29	60	36	5.93	107.18	
	TL-TD0G-6636	745	29	66	36	6.48	115.76	
	TL-TD0G-7236	764	29	72	36	7.04	124.34	
	TL-TD0G-7836	791	29	78	36	7.59	132.92	
	TL-TD0G-8436	818	29	84	36	8.15	141.5	
	1" J-Table, LH Shown 	TL-TJ0G-604824L	981	29	60	24	6.22	120.67
		TL-TJ0G-664824L	1052	29	66	24	6.81	127.15
		TL-TJ0G-724824L	1109	29	72	24	7.39	133.63
		TL-TJ0G-784824L	1171	29	78	24	7.97	140.11
TL-TJ0G-844824L		1229	29	84	24	8.56	146.59	
TL-TJ0G-604824R		981	29	60	24	6.22	120.67	
TL-TJ0G-664824R		1052	29	66	24	6.81	127.15	
TL-TJ0G-724824R		1109	29	72	24	7.39	133.63	
TL-TJ0G-784824R		1171	29	78	24	7.97	140.11	
TL-TJ0G-844824R		1229	29	84	24	8.56	146.59	

ordering options

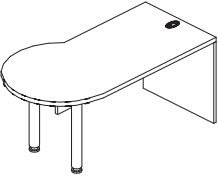
- > laminate color
- > grommet color
- > metal color (for post support)

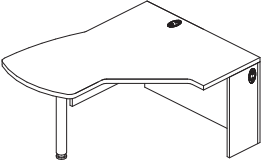
Each laminate comes with matching vinyl trim color unless otherwise specified on your purchase order. Refer to the laminate finish card for details.

details

- > 36"D D-tables include two post supports.

professional | tables

Description	Item Number	Price	Dimensions (inches)			Cubic Feet	Weight (lb.)
			H	W	D		
1" P-Table, LH Shown 	TL-TP0G-6030-L	898	29	60	30	7.56	96.51
	TL-TP0G-6630-L	942	29	66	30	8.26	103.34
	TL-TP0G-7230-L	975	29	72	30	8.97	110.17
	TL-TP0G-7830-L	1018	29	78	30	9.68	117
	TL-TP0G-8430-L	1057	29	84	30	10.39	123.83
	TL-TP0G-6030-R	898	29	60	30	7.56	96.51
	TL-TP0G-6630-R	942	29	66	30	8.26	103.34
	TL-TP0G-7230-R	975	29	72	30	8.97	110.17
	TL-TP0G-7830-R	1018	29	78	30	9.68	117
	TL-TP0G-8430-R	1057	29	84	30	10.39	123.83

1" F-Table, LH Shown 	TL-TFSG-604824L	1196	29	60	24	7.26	123.35
	TL-TFSG-664824L	1217	29	66	24	7.94	129.35
	TL-TFSG-724824L	1238	29	72	24	8.62	135.35
	TL-TFSG-784824L	1260	29	78	24	9.3	141.35
	TL-TFSG-844824L	1281	29	84	24	9.98	147.35
	TL-TFSG-604824R	1196	29	60	24	7.26	123.35
	TL-TFSG-664824R	1217	29	66	24	7.94	129.35
	TL-TFSG-724824R	1238	29	72	24	8.62	135.35
	TL-TFSG-784824R	1260	29	78	24	9.3	141.35
	TL-TFSG-844824R	1281	29	84	24	9.98	147.35

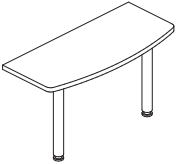
ordering options


- > laminate color
- > grommet color
- > metal color (for post support)

Each laminate comes with matching vinyl trim color unless otherwise specified on your purchase order. Refer to the laminate finish card for details.

details

professional | tables

Description	Item Number	Price	Dimensions (inches)			Cubic Feet	Weight (lb.)
			H	W	D		
1" U-Table 	TL-WEU0-4224	510	29	42	24	2.98	38.79
	TL-WEU0-4824	530	29	48	24	3.37	42.36
	TL-WEU0-6024	639	29	60	24	4.15	45.92

1" C-Table 	TL-TC00-4221	396	29	42	21	2	25
	TL-TC00-4824	458	29	48	24	2.53	30.56
	TL-TC00-6030	521	29	60	30	3.78	36.12

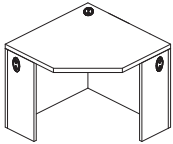
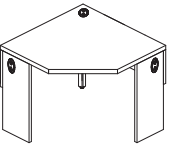
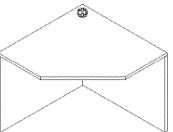
ordering options

- > laminate color
- > metal color (for post support)

details

Each laminate comes with matching vinyl trim color unless otherwise specified on your purchase order. Refer to the laminate finish card for details.

professional | 5-sided corners

Description	Item Number	Price	Dimensions (inches)			Cubic Feet	Weight (lb.)
			H	W	D		
1" Straight Front Corner Worksurface w/Full Modesties 	TL-W5S0-3621	608	29	36	21	2.89	99.2
	TL-W5S0-3624	608	29	36	24	3.24	100.27
	TLW5S0-4221	714	29	42	21	3.33	117.14
	TL-W5S0-4224	714	29	42	24	3.73	118.66
1" Straight Front Corner Worksurface w/Partial Modesties and Post 	TL-W5S0-3621-P	608	29	36	21	2.89	69.94
	TL-W5S0-3624-P	608	29	36	24	3.24	70.71
	TL-W5S0-4221-P	714	29	42	21	3.33	82.78
	TL-W5S0-4224-P	714	29	42	24	3.73	84.3
1" Straight Front Corner Worksurface w/Full Modesties, No Gables 	TL-W5S0-3621-N	433	29.5	36	21	2.89	99.2
	TL-W5S0-3624-N	433	29.5	36	24	3.24	100.27
	TL-W5S0-4221-N	539	29.5	42	21	3.33	117.14
	TL-W5S0-4224-N	539	29.5	42	24	3.73	118.66

ordering options

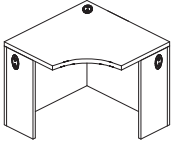
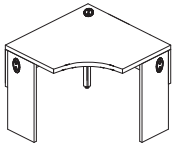
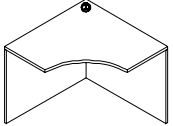
- > laminate color
- > grommet color

Each laminate comes with matching vinyl trim color unless otherwise specified on your purchase order. Refer to the laminate finish card for details.

details

- > Partial modesties are 12"H.

professional | 5-sided corners

Description	Item Number	Price	Dimensions (inches)			Cubic Feet	Weight (lb.)
			H	W	D		
1" Curved Front Corner Worksurface w/Full Modesties 	TL-W5C0-3621	608	29	36	21	2.89	97.54
	TL-W5C0-3624	608	29	36	24	3.24	98.3
	TL-W5C0-4221	714	29	42	21	3.33	113.86
	TL-W5C0-4224	714	29	42	24	3.73	116.26
1" Curved Front Corner Worksurface w/Partial Modesties and Post 	TL-W5C0-3621-P	608	29	36	21	2.89	67.98
	TL-W5C0-3624-P	608	29	36	24	3.24	68.74
	TL-W5C0-4221-P	714	29	42	21	3.33	75.61
	TL-W5C0-4224-P	714	29	42	24	3.73	78.01
1" Curved Front Corner Worksurface w/Full Modesties, No Gables 	TL-W5C0-3621-N	433	29.5	36	21	2.89	97.54
	TL-W5C0-3624-N	433	29.5	36	24	3.24	98.3
	TL-W5C0-4221-N	539	29.5	42	21	3.33	113.66
	TL-W5C0-4224-N	539	29.5	42	24	3.73	116.26

ordering options

- > laminate color
- > grommet color

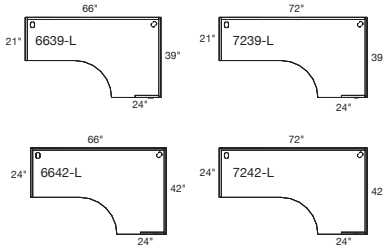
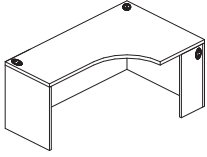
Each laminate comes with matching vinyl trim color unless otherwise specified on your purchase order. Refer to the laminate finish card for details.

details

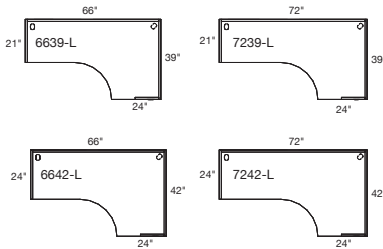
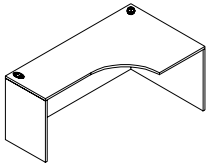
- > Partial modesties are 12"H.

professional | unitized desks

Description	Item Number	Price	Dimensions (inches)			Cubic Feet	Weight (lb.)
			H	W	D		
1" Curved Front Unitized Desk w/Full Modesties, Full and Partial Gables, LH Shown	TL-UC4G-6639-L	935	29	66	39	10.45	120.6
	TL-UC4G-7239-L	996	29	72	39	11.35	153.9
	TL-UC4G-6639-R	935	29	66	39	10.45	120.6
	TL-UC4G-7239-R	996	29	72	39	11.35	153.9
	TL-UC4G-6642-L	972	29	66	42	11.18	161.1
	TL-UC4G-7242-L	1167	29	72	42	12.14	170.55
	TL-UC4G-6642-R	972	29	66	42	11.18	161.1
	TL-UC4G-7242-R	1167	29	72	42	12.14	170.55



1" Curved Front Unitized Desk w/Full Modesties, No Gables LH Shown	TL-UC4G-6639-L-N	848	29.5	66	39	10.45	120.6
	TL-UC4G-7239-L-N	908	29.5	72	39	11.35	153.9
	TL-UC4G-6639-R-N	848	29.5	66	39	10.45	120.6
	TL-UC4G-7239-R-N	908	29.5	72	39	11.35	153.9
	TL-UC4G-6642-L-N	885	29.5	66	42	11.18	161.1
	TL-UC4G-7242-L-N	1079	29.5	72	42	12.14	170.55
	TL-UC4G-6642-R-N	885	29.5	66	42	11.18	161.1
	TL-UC4G-7242-R-N	1079	29.5	72	42	12.14	170.55



ordering options

- > laminate color
- > grommet color

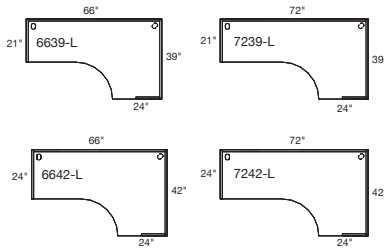
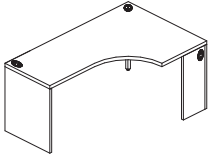
details

- > Partial modesties are 12"H.

Each laminate comes with matching vinyl trim color unless otherwise specified on your purchase order. Refer to the laminate finish card for details.

professional | unitized desks

Description	Item Number	Price	Dimensions (inches)			Cubic Feet	Weight (lb.)
			H	W	D		
1" Curved Front Unitized Desk w/Partial Modesties, Full and Partial Gables, LH Shown	TL-UC4Z-6639-L	935	29	66	39	10.45	99.79
	TL-UC4Z-7239-L	996	29	72	39	11.35	108.77
	TL-UC4Z-6639-R	935	29	66	39	10.45	99.79
	TL-UC4Z-7239-R	996	29	72	39	11.35	108.77
	TL-UC4Z-6642-L	972	29	66	42	11.18	114.66
	TL-UC4Z-7242-L	1167	29	72	42	12.14	126.11
	TL-UC4Z-6642-R	972	29	66	42	11.18	114.66
	TL-UC4Z-7242-R	1167	29	72	42	12.14	126.11



ordering options

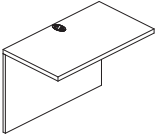
- > laminate color
- > grommet color
- > metal color (for modesty post)

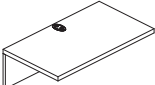
details

- > Partial modesties are 12"H.

Each laminate comes with matching vinyl trim color unless otherwise specified on your purchase order. Refer to the laminate finish card for details.

professional | bridges

Description	Item Number	Price	Dimensions (inches)			Cubic Feet	Weight (lb.)
			H	W	D		
1" Straight Bridge w/Full Modesty 	TL-BS0G-3021	286	29	30	21	1.48	38
	TL-BS0G-3621	309	29	36	21	1.74	45.78
	TL-BS0G-4221	344	29	42	21	2	53.56
	TL-BS0G-4821	367	29	48	21	2.26	61.34
	TL-BS0G-3024	299	29	30	24	1.65	40.35
	TL-BS0G-3624	321	29	36	24	1.94	48.6
	TL-BS0G-4224	355	29	42	24	2.24	56.85
	TL-BS0G-4824	402	29	48	24	2.53	65.1

1" Straight Bridge w/Partial Modesty 	TL-BS0Z-3021	286	29	30	21	1.48	25.4
	TL-BS0Z-3621	309	29	36	21	1.74	33.18
	TL-BS0Z-4221	344	29	42	21	2	40.96
	TL-BS0Z-4821	367	29	48	21	2.26	48.74
	TL-BS0Z-3024	299	29	30	24	1.65	27.75
	TL-BS0Z-3624	321	29	36	24	1.94	36
	TL-BS0Z-4224	355	29	42	24	2.24	44.25
	TL-BS0Z-4824	402	29	48	24	2.53	52.5

ordering options

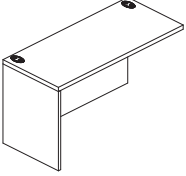
- > laminate color
- > grommet color

Each laminate comes with matching vinyl trim color unless otherwise specified on your purchase order. Refer to the laminate finish card for details.

details

- > Partial modesties are 12"H.

professional | returns

Description	Item Number	Price	Dimensions (inches)			Cubic Feet	Weight (lb.)
			H	W	D		
1" Straight Return w/Full Modesty, LH Shown 	TL-WS1G-2421-L	365	29	24	21	1.62	45
	TL-WS1G-3021-L	370	29	30	21	1.97	52.4
	TL-WS1G-3621-L	377	29	36	21	2.31	59.8
	TL-WS1G-4221-L	384	29	42	21	2.66	67.2
	TL-WS1G-4821-L	409	29	48	21	3.01	74.6
	TL-WS1G-5421-L	435	29	54	21	3.36	82
	TL-WS1G-6021-L	460	29	60	21	3.7	89.4
	TL-WS1G-2421-R	365	29	24	21	1.62	45
	TL-WS1G-3021-R	370	29	30	21	1.97	52.4
	TL-WS1G-3621-R	377	29	36	21	2.31	59.8
	TL-WS1G-4221-R	384	29	42	21	2.66	67.2
	TL-WS1G-4821-R	409	29	48	21	3.01	74.6
	TL-WS1G-5421-R	435	29	54	21	3.36	82
	TL-WS1G-6021-R	460	29	60	21	3.7	89.4
	TL-WS1G-2424-L	370	29	24	24	1.81	48.75
	TL-WS1G-3024-L	377	29	30	24	2.2	56.55
	TL-WS1G-3624-L	384	29	36	24	2.59	64.35
	TL-WS1G-4224-L	397	29	42	24	2.98	72.15
	TL-WS1G-4824-L	422	29	48	24	3.37	79.95
	TL-WS1G-5424-L	448	29	54	24	3.76	87.75
	TL-WS1G-6024-L	474	29	60	24	4.15	95.55
	TL-WS1G-2424-R	370	29	24	24	1.81	48.75
	TL-WS1G-3024-R	377	29	30	24	2.2	56.55
	TL-WS1G-3624-R	384	29	36	24	2.59	64.35
TL-WS1G-4224-R	397	29	42	24	2.98	72.15	
TL-WS1G-4824-R	422	29	48	24	3.37	79.95	
TL-WS1G-5424-R	448	29	54	24	3.76	87.75	
TL-WS1G-6024-R	474	29	60	24	4.15	95.55	
TL-WS1G-2430-L	409	29	24	30	2.2	56.7	
TL-WS1G-3030-L	422	29	30	30	2.68	65.73	
TL-WS1G-3630-L	441	29	36	30	3.15	74.76	
TL-WS1G-4230-L	460	29	42	30	3.62	83.79	
TL-WS1G-4830-L	480	29	48	30	4.09	92.82	
TL-WS1G-5430-L	500	29	54	30	4.56	101.85	
TL-WS1G-6030-L	533	29	60	30	5.04	110.88	
TL-WS1G-2430-R	409	29	24	30	2.2	56.7	
TL-WS1G-3030-R	422	29	30	30	2.68	65.73	
TL-WS1G-3630-R	441	29	36	30	3.15	74.76	
TL-WS1G-4230-R	460	29	42	30	3.62	83.79	
TL-WS1G-4830-R	480	29	48	30	4.09	92.82	
TL-WS1G-5430-R	500	29	54	30	4.56	101.85	
TL-WS1G-6030-R	533	29	60	30	5.04	110.88	

ordering options

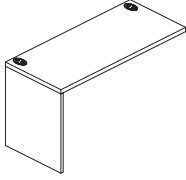
- > laminate color
- > grommet color

Each laminate comes with matching vinyl trim color unless otherwise specified on your purchase order. Refer to the laminate finish card for details.

details

- > Refer to page 9 for grommet placement.

professional | returns

Description	Item Number	Price	Dimensions (inches)			Cubic Feet	Weight (lb.)
			H	W	D		
1" Straight Return w/Partial Modesty, LH Shown 	TL-WS1Z-2421-L	365	29	24	21	1.62	35.1
	TL-WS1Z-3021-L	370	29	30	21	1.97	42.5
	TL-WS1Z-3621-L	377	29	36	21	2.31	49.9
	TL-WS1Z-4221-L	384	29	42	21	2.66	57.3
	TL-WS1Z-4821-L	409	29	48	21	3.01	64.7
	TL-WS1Z-5421-L	435	29	54	21	3.36	72.1
	TL-WS1Z-6021-L	460	29	60	21	3.7	79.5
	TL-WS1Z-2421-R	365	29	24	21	1.62	35.1
	TL-WS1Z-3021-R	370	29	30	21	1.97	42.5
	TL-WS1Z-3621-R	377	29	36	21	2.31	49.9
	TL-WS1Z-4221-R	384	29	42	21	2.66	57.3
	TL-WS1Z-4821-R	409	29	48	21	3.01	64.7
	TL-WS1Z-5421-R	435	29	54	21	3.36	72.1
	TL-WS1Z-6021-R	460	29	60	21	3.7	79.5
	TL-WS1Z-2424-L	370	29	24	24	1.81	36.9
	TL-WS1Z-3024-L	377	29	30	24	2.2	44.7
	TL-WS1Z-3624-L	384	29	36	24	2.59	52.5
	TL-WS1Z-4224-L	397	29	42	24	2.98	60.3
	TL-WS1Z-4824-L	422	29	48	24	3.37	68.1
	TL-WS1Z-5424-L	448	29	54	24	3.76	75.9
	TL-WS1Z-6024-L	474	29	60	24	4.15	83.7
	TL-WS1Z-2424-R	370	29	24	24	1.81	36.9
	TL-WS1Z-3024-R	377	29	30	24	2.2	44.7
	TL-WS1Z-3624-R	384	29	36	24	2.59	52.5
TL-WS1Z-4224-R	397	29	42	24	2.98	60.3	
TL-WS1Z-4824-R	422	29	48	24	3.37	68.1	
TL-WS1Z-5424-R	448	29	54	24	3.76	75.9	
TL-WS1Z-6024-R	474	29	60	24	4.15	83.7	
TL-WS1Z-2430-L	409	29	24	30	2.2	49.35	
TL-WS1Z-3030-L	422	29	30	30	2.68	58.38	
TL-WS1Z-3630-L	441	29	36	30	3.15	67.41	
TL-WS1Z-4230-L	460	29	42	30	3.62	76.44	
TL-WS1Z-4830-L	480	29	48	30	4.09	85.47	
TL-WS1Z-5430-L	500	29	54	30	4.56	94.5	
TL-WS1Z-6030-L	533	29	60	30	5.04	103.53	
TL-WS1Z-2430-R	409	29	24	30	2.2	49.35	
TL-WS1Z-3030-R	422	29	30	30	2.68	58.38	
TL-WS1Z-3630-R	441	29	36	30	3.15	67.41	
TL-WS1Z-4230-R	460	29	42	30	3.62	76.44	
TL-WS1Z-4830-R	480	29	48	30	4.09	85.47	
TL-WS1Z-5430-R	500	29	54	30	4.56	94.5	
TL-WS1Z-6030-R	533	29	60	30	5.04	103.53	

ordering options

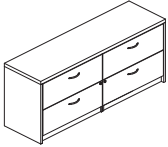
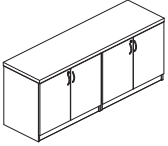
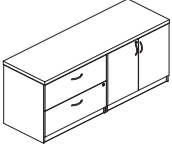
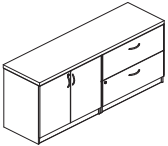
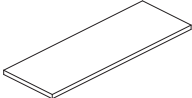
- > laminate color
- > grommet color

details

- > Partial modesties are 12"H.
- > Refer to page 9 for grommet placement.

Each laminate comes with matching vinyl trim color unless otherwise specified on your purchase order. Refer to the laminate finish card for details.

professional | credenzas

Description	Item Number	Price	Dimensions (inches)			Cubic Feet	Weight (lb.)
			H	W	D		
1" Credenza w/Double Lateral Files 	TL-CRLL-7221	1513	29	72	21	36.28	205.87
	TL-CRLL-7224	1605	29	72	24	40.64	220
1" Credenza w/Double Storage Cabinets 	TL-CRSS-7221	1181	29	72	21	36.28	225.45
	TL-CRSS-7224	1261	29	72	24	40.64	236.26
1" Credenza w/Lateral File on Left-Hand Side, Storage Cabinet on Right-Hand Side 	TL-CRLS-7221	1364	29	72	21	36.28	211.03
	TL-CRLS-7224	1478	29	72	24	40.64	222.74
1" Credenza w/Storage Cabinet on Left-Hand Side, Lateral File on Right-Hand Side 	TL-CRSL-7221	1364	29	72	21	36.28	211.03
	TL-CRSL-7224	1478	29	72	24	40.64	222.74
1" Credenza Top 	TL-WSS0-6021	231	1	60	21	5.56	32.81
	TL-WSS0-6621	253	1	66	21	6.08	36.09
	TL-WSS0-7221	265	1	72	21	6.6	39.37
	TL-WSS0-7821	287	1	78	21	7.12	42.65
	TL-WSS0-8421	310	1	84	21	7.64	45.93

ordering options

- > laminate color
- > handle color
- > handle style

Each laminate comes with matching vinyl trim color unless otherwise specified on your purchase order. Refer to the laminate finish card for details.

The credenza with double storage cabinets comes with one adjustable shelf on each side.

details

- > Cabinets and laterals include locks and keys.

professional | supports

Description	Item Number	Price	Dimensions (inches)			Cubic Feet	Weight (lb.)
			H	W	D		
Intermediate Gable Support	T-CGU0-12	121	28	12	1	1.48	8.75
	T-CGU0-18	130	28	18	1	2.04	13.12
Center Cantilever Support	K-CCAB-16	63	0	16	0	3	0.1
	K-CCAB-22	68	0	22	0	3	0.1
Reinforcement Bar	U-HRB0-27	115	1	27	6	0.2	2.5
	U-HRB0-30	118	1	30	6	0.24	2.25
	U-HRB0-33	121	1	33	6	0.28	2.5
	U-HRB0-36	124	1	36	6	0.32	2.75
	U-HRB0-39	127	1	39	6	0.36	3
	U-HRB0-42	130	1	42	6	0.4	3.25
	U-HRB0-45	133	1	45	6	0.44	3.5
	U-HRB0-48	136	1	48	6	0.48	3.75
	U-HRB0-51	139	1	51	6	0.52	4
	U-HRB0-54	142	1	54	6	0.56	4.25
	U-HRB0-57	145	1	57	6	0.6	4.5
	U-HRB0-60	148	1	60	6	0.64	4.75
	U-HRB0-63	151	1	63	6	0.68	5
	U-HRB0-66	161	1	66	6	0.72	5.25
	U-HRB0-69	164	1	69	6	0.76	5.5
	U-HRB0-72	175	1	72	6	0.8	5.75
	U-HRB0-75	182	1	75	6	0.84	6
	U-HRB0-78	189	1	78	6	0.88	6.25
	U-HRB0-81	197	1	81	6	0.92	6.5
U-HRB0-84	206	1	84	6	0.96	6.75	
U-HRB0-87	214	1	87	6	1	7	
U-HRB0-90	222	1	90	6	1.04	7.25	

ordering options






- > laminate color
- > grommet color


Each laminate comes with matching vinyl trim color unless otherwise specified on your purchase order. Refer to the laminate finish card for details.

details

- > Refer to page 5 for specific details on intermediate gable support.

professional | pedestals

Description	Item Number	Price	Dimensions (inches)			Cubic Feet	Weight (lb.)
			H	W	D		
 Underdesk Box/Box/File Pedestal	T-FPBU-1618	558	28	16	18	8.15	55
	T-FPBU-1624	596	28	16	24	8.15	55
	T-FPBU-1618-X	612	28	16	18	8.15	55
	T-FPBU-1624-X	693	28	16	24	8.15	55
 Underdesk File/File Pedestal	T-FPFU-1618	558	28	16	18	8.15	55
	T-FPFU-1624	596	28	16	24	8.15	55
	T-FPFU-1618-X	612	28	16	18	8.15	55
	T-FPFU-1624-X	693	28	16	24	8.15	55
 Suspended Box/File Pedestal	T-FPSU-1618	397	16	16	18	5.09	44
 Mobile Box/Box/File Pedestal	T-FPBM-1621	734	28	16	21	9.26	74
 Mobile File/File Pedestal	T-FPFM-1621	734	28	16	21	9.26	68

Description	Item Number	Gr1	Gr2	Gr3	Gr6	Dimensions (inches)			Cubic Feet	Weight (lb.)
						H	W	D		
 Mobile Box/File Pedestal w/Upholstered Seat Cushion	T-1030-1618	895	915	935	995	23	16	18	6.88	55

ordering options

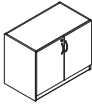
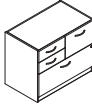

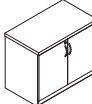
- > laminate color
- > handle color
- > handle style
- > fabric color (for upholstered seat cushion, refer to seating fabric cards)

Each laminate comes with matching vinyl trim color unless otherwise specified on your purchase order. Refer to the laminate finish card for details.

details

- > Pedestals include lock and keys.

professional | filing and storage

Description	Item Number	Price	Dimensions (inches)			Cubic Feet	Weight (lb.)
			H	W	D		
Underdesk Storage Cabinet 	T-FSU0-3020	684	28	30	20	15.11	88
	T-FSU0-3620	742	28	36	20	17.78	102
	T-FSU0-4220	798	28	42	20	20.44	117
	T-FSU0-3021	684	28	30	21	15.74	92
	T-FSU0-3621	742	28	36	21	18.52	107
	T-FSU0-4221	798	28	42	21	21.3	122
Underdesk Combo Pedestal w/Box/Box/File and File/File, LH Shown 	T-FPJU-3620-L	1080	28	36	20	17.78	121
	T-FPJU-3621-L	1080	28	36	21	18.52	122
	T-FPJU-3620-R	1080	28	36	20	17.78	121
	T-FPJU-3621-R	1080	28	36	21	18.52	122
Underdesk 2-Drawer Lateral File 	T-FL2U-3020	883	28	30	20	15.11	82.06
	T-FL2U-3620	915	28	36	20	17.78	86.64
	T-FL2U-4220	967	28	42	20	20.44	89.35
	T-FL2U-3021	883	28	30	21	15.74	84.6
	T-FL2U-3621	915	28	36	21	18.52	88.02
	T-FL2U-4221	967	28	42	21	21.3	91.44
1" Freestanding Storage Cabinet 	TL-FSF0-3021	719	29	30	21	16.23	88
	TL-FSF0-3621	776	29	36	21	19.1	97
	TL-FSF0-4221	831	29	42	21	21.96	106

ordering options

- > laminate color
- > handle color
- > handle style

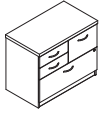
Each laminate comes with matching vinyl trim color unless otherwise specified on your purchase order. Refer to the laminate finish card for details.

details

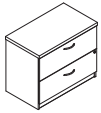
- > Cabinets and lateral files include lock and keys.

professional | filing and storage

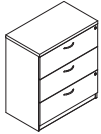
Description	Item Number	Price	Dimensions (inches)			Cubic Feet	Weight (lb.)
			H	W	D		
1" Freestanding Combo Pedestal w/Box/Box/File and File/File, LH Shown	TL-FPJF-3621-L	1106	29	36	21	19.1	130
	TL-FPJF-3621-R	1106	29	36	21	19.1	130



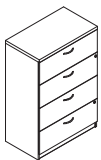
1" Freestanding 2-Drawer Lateral File	TL-FL2F-3021	913	29	30	21	16.23	92.7
	TL-FL2F-3621	943	29	36	21	19.1	107.1
	TL-FL2F-4221	994	29	42	21	21.96	121.5



1" Freestanding 3-Drawer Lateral File	TL-FL3F-3021	1030	40	30	21	21.64	136.5
	TL-FL3F-3621	1080	40	36	21	25.46	144.25



1" Freestanding 4-Drawer Lateral File	TL-FL4F-3021	1389	52	30	21	27.55	153.1
	TL-FL4F-3621	1441	52	36	21	32.41	162.98



ordering options

- > laminate color
- > handle color
- > handle style

Each laminate comes with matching vinyl trim color unless otherwise specified on your purchase order. Refer to the laminate finish card for details.

details

- > Lateral files include lock and keys.

professional | filing and storage

Description	Item Number	Price	Dimensions (inches)			Cubic Feet	Weight (lb.)
			H	W	D		
1" Storage Cabinet w/Shelves, LH Shown	TL-FSDS-1821-L	802	67	18	21	22.6	128.7
	TL-FSDS-1821-R	802	67	18	21	22.6	128.7



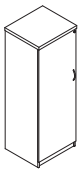
1" Combo Cabinet w/Storage and Box/Box/File, LH Shown	TL-FCSB-1821-L	1170	67	18	21	22.6	163
	TL-FCSB-1821-R	1170	67	18	21	22.6	163



1" Combo Cabinet w/Storage and File/File, LH Shown	TL-FCSF-1821-L	1170	67	18	21	22.6	129
	TL-FCSF-1821-R	1170	67	18	21	22.6	129



1" Storage Cabinet w/Coat Bar and Shelves, LH Shown	TL-FSDC-2421-L	867	67	24	21	28.76	169.95
	TL-FSDC-2421-R	867	67	24	21	28.76	169.95



ordering options

- > laminate color
- > handle color
- > handle style

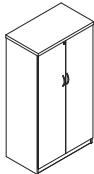
Each laminate comes with matching vinyl trim color unless otherwise specified on your purchase order. Refer to the laminate finish card for details.

details

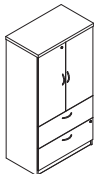
- > Cabinets include locks and keys.

professional | filing and storage

Description	Item Number	Price	Dimensions (inches)			Cubic Feet	Weight (lb.)
			H	W	D		
1" Double Door Storage Cabinet w/Shelves	TL-FSDS-3621	1223	67	36	21	41.09	195.39



1" Combo Cabinet w/Storage and Lateral File	TL-FCSL-3621	1415	67	36	21	41.09	251.25
--	--------------	------	----	----	----	-------	--------



ordering options

- > laminate color
- > handle color
- > handle style

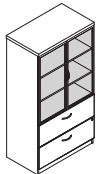
Each laminate comes with matching vinyl trim color unless otherwise specified on your purchase order. Refer to the laminate finish card for details.

details

- > Cabinets include locks and keys.

professional | filing and storage

Description	Item Number	Price	Dimensions (inches)			Cubic Feet	Weight (lb.)
			H	W	D		
1" Combo Cabinet w/Storage, Lateral File and Acrylic Doors	TL-FCSL-3621-G	2377	67	36	21	41.09	213.05



ordering options

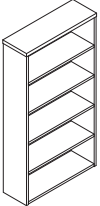
- > laminate color
- > metal color (for acrylic door frame)
- > handle color
- > handle style

Each laminate comes with matching vinyl trim color unless otherwise specified on your purchase order. Refer to the laminate finish card for details.

details

- > Only laminate drawers include lock and keys.

professional | filing and storage

Description	Item Number	Price	Dimensions (inches)			Cubic Feet	Weight (lb.)
			H	W	D		
1" Bookcase 	TL-SB00-292412	459	29	24	12	4.83	47.75
	TL-SB00-293012	459	29	30	12	6.04	55.57
	TL-SB00-293612	476	29	36	12	7.25	63.82
	TL-SB00-422412	430	42	24	12	7.00	49.88
	TL-SB00-423012	509	42	30	12	8.75	56.80
	TL-SB00-423612	546	42	36	12	10.50	63.77
	TL-SB00-542412	512	54	24	12	9.00	63.48
	TL-SB00-543012	568	54	30	12	11.25	72.11
	TL-SB00-543612	579	54	36	12	13.50	80.80
	TL-SB00-672412	598	67	24	12	11.17	78.20
	TL-SB00-673012	592	67	30	12	13.96	88.53
TL-SB00-673612	676	67	36	12	16.75	98.94	

ordering options

- > laminate color
- > edge profile

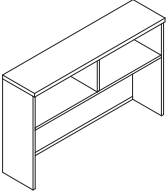
Each laminate comes with matching vinyl trim color unless otherwise specified on your purchase order. Refer to the laminate finish card for details.

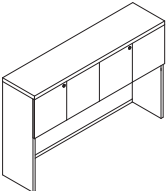
All bookcases come with finished black-board back (interior and exterior finish) with the exception of the curved bookcases.

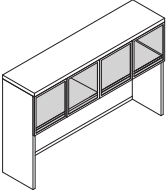
details

- > Bookcases have adjustable shelves and one fixed shelf at desk height. Refer to page 6.

professional | hutches

Description	Item Number	Price	Dimensions (inches)			Cubic Feet	Weight (lb.)
			H	W	D		
1" Open Hutch 	TL-SHO0-1530	370	38.5	30	15	16.08	69.79
	TL-SHO0-1536	441	38.5	36	15	18.91	79.03
	TL-SHO0-1542	460	38.5	42	15	21.75	88.27
	TL-SHO0-1548	519	38.5	48	15	24.59	97.51
	TL-SHO0-1554	570	38.5	54	15	27.42	106.75
	TL-SHO0-1560	623	38.5	60	15	30.26	115.99
	TL-SHO0-1566	667	38.5	66	15	33.1	125.23
	TL-SHO0-1572	726	38.5	72	15	35.93	134.47
	TL-SHO0-1578	770	38.5	78	15	38.77	143.71
	TL-SHO0-1584	822	38.5	84	15	41.61	152.95

1" Hinged-Door Hutch 	TL-SHH0-1530-L	620	38.5	30	15	16.08	79.24
	TL-SHH0-1536-L	654	38.5	36	15	18.91	88.48
	TL-SHH0-1542-L	748	38.5	42	15	21.75	102.44
	TL-SHH0-1548-L	810	38.5	48	15	24.59	111.68
	TL-SHH0-1554-L	881	38.5	54	15	27.42	120.92
	TL-SHH0-1560-L	937	38.5	60	15	30.26	134.89
	TL-SHH0-1566-L	995	38.5	66	15	33.1	144.13
	TL-SHH0-1572-L	1046	38.5	72	15	35.93	153.37
	TL-SHH0-1578-L	1098	38.5	78	15	38.77	162.61
	TL-SHH0-1584-L	1139	38.5	84	15	41.61	171.85

1" Hinged-Door Hutch w/Acrylic Doors 	TL-SHH0-1530-G	971	38.5	30	15	16.08	82.39
	TL-SHH0-1536-G	1061	38.5	36	15	18.91	91.63
	TL-SHH0-1542-G	1145	38.5	42	15	21.75	107.17
	TL-SHH0-1548-G	1453	38.5	48	15	24.59	116.41
	TL-SHH0-1554-G	1551	38.5	54	15	27.42	125.65
	TL-SHH0-1560-G	1847	38.5	60	15	30.26	142.09
	TL-SHH0-1566-G	1886	38.5	66	15	33.1	151.33
	TL-SHH0-1572-G	1976	38.5	72	15	35.93	160.57
	TL-SHH0-1578-G	2040	38.5	78	15	38.77	169.81
	TL-SHH0-1584-G	2098	38.5	84	15	41.61	179.05

ordering options

- > laminate color
- > metal color (for acrylic door frame)

Each laminate comes with matching vinyl trim color unless otherwise specified on your purchase order. Refer to the laminate finish card for details.

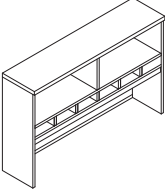
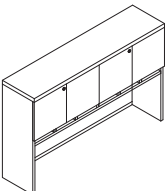
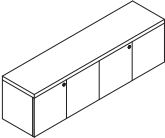
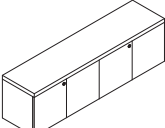
details

- > Number of openings and doors per hutch:

width	30"	36"	42"	48"	54"	60"	66"	72"	78"	84"
openings	1	1	1	1	1	2	2	2	2	2
doors	2	2	3	3	3	4	4	4	4	4

- > Laminate doors include locks and keys.

professional | hutches

Description	Item Number	Price	Dimensions (inches)			Cubic Feet	Weight (lb.)
			H	W	D		
1" Open Hutch w/Pigeonholes 	TL-SHOP-1530	488	38.5	30	15	16.08	81.94
	TL-SHOP-1536	585	38.5	36	15	18.91	91.18
	TL-SHOP-1542	610	38.5	42	15	21.75	105.86
	TL-SHOP-1548	693	38.5	48	15	24.59	115.1
	TL-SHOP-1554	764	38.5	54	15	27.42	129.75
	TL-SHOP-1560	836	38.5	60	15	30.26	142.37
	TL-SHOP-1566	901	38.5	66	15	33.1	151.61
	TL-SHOP-1572	986	38.5	72	15	35.93	164.91
	TL-SHOP-1578	1042	38.5	78	15	38.77	177.53
	TL-SHOP-1584	1120	38.5	84	15	41.61	190.16
1" Hinged-Door Hutch w/Pigeonholes 	TL-SHHP-1530-L	713	38.5	30	15	16.08	91.39
	TL-SHHP-1536-L	768	38.5	36	15	18.91	100.63
	TL-SHHP-1542-L	890	38.5	42	15	21.75	120.03
	TL-SHHP-1548-L	988	38.5	48	15	24.59	129.27
	TL-SHHP-1554-L	1085	38.5	54	15	27.42	143.92
	TL-SHHP-1560-L	1164	38.5	60	15	30.26	161.27
	TL-SHHP-1566-L	1206	38.5	66	15	33.1	170.51
	TL-SHHP-1572-L	1292	38.5	72	15	35.93	183.81
	TL-SHHP-1578-L	1352	38.5	78	15	38.77	196.43
	TL-SHHP-1584-L	1412	38.5	84	15	41.61	209.06
1" Wall-Mounted Hinged-Door Hutch 	TL-SHHW-1530-L	475	16.5	30	15		
	TL-SHHW-1536-L	501	16.5	36	15		
	TL-SHHW-1542-L	557	16.5	42	15		
	TL-SHHW-1548-L	583	16.5	48	15	11.72	56.42
	TL-SHHW-1554-L	609	16.5	54	15	13.07	61.21
	TL-SHHW-1560-L	665	16.5	60	15	14.43	66
	TL-SHHW-1566-L	691	16.5	66	15	15.78	70.79
	TL-SHHW-1572-L	717	16.5	72	15	17.13	75.58
1" Wall-Mounted Hinged-Door Hutch w/Acrylic Doors 	TL-SHHW-1530-G	928	16.5	30	15		
	TL-SHHW-1536-G	1002	16.5	36	15		
	TL-SHHW-1542-G	1158	16.5	42	15		
	TL-SHHW-1548-G	1232	16.5	48	15	11.72	56.42
	TL-SHHW-1554-G	1337	16.5	54	15	13.07	61.21
	TL-SHHW-1560-G	1502	16.5	60	15	14.43	66
	TL-SHHW-1566-G	1576	16.5	66	15	15.78	70.79
	TL-SHHW-1572-G	1649	16.5	72	15	17.13	75.58

ordering options

- > laminate color
- > metal color (for acrylic door frame)

Each laminate comes with matching vinyl trim color unless otherwise specified on your purchase order. Refer to the laminate finish card for details.

NOTE: INSTALL WALL-MOUNTED OVERHEADS DIRECTLY INTO PERMANENT STUDS. PLEASE REFER TO INSTALLATION INSTRUCTIONS.

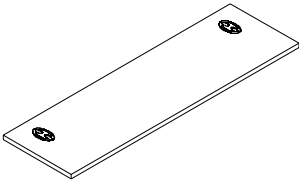
details

- > Number of openings and doors per hutch:

width	30"	36"	42"	48"	54"	60"	66"	72"	78"	84"
openings	1	1	2	2	2	2	2	2	2	2
doors	2	2	3	3	3	4	4	4	4	4

- > Laminate doors include locks and keys.

professional | tabletops

Description	Item Number	Price	Dimensions (inches)			Cubic Feet	Weight (lb.)
			H	W	D		
1" Straight Tabletop w/ Grommet 	U-WS0G-1818	158	1	18	18	0.19	6.64
	U-WS0G-2418	166	1	24	18	0.25	9.52
	U-WS0G-3018	178	1	30	18	0.31	12.4
	U-WS0G-3618	185	1	36	18	0.38	15.28
	U-WS0G-4218	210	1	42	18	0.44	18.16
	U-WS0G-4818	220	1	48	18	0.50	21.04
	U-WS0G-5418	263	1	54	18	0.57	23.92
	U-WS0G-6018	285	1	60	18	0.63	26.8
	U-WS0G-6618	325	1	66	18	0.69	29.68
	U-WS0G-7218	345	1	72	18	0.75	32.56
	U-WS0G-7818	374	1	78	18	0.82	35.44
	U-WS0G-8418	406	1	84	18	0.88	38.32
	U-WS0G-9018	461	1	90	18	0.94	41.2
	U-WS0G-9618	499	1	96	18	1.00	44.08
	U-WS0G-1824	169	1	18	24	0.25	8.64
	U-WS0G-2424	179	1	24	24	0.33	11.52
	U-WS0G-3024	190	1	30	24	0.41	14.4
	U-WS0G-3624	196	1	36	24	0.50	17.28
	U-WS0G-4224	230	1	42	24	0.59	20.16
	U-WS0G-4824	247	1	48	24	0.67	23.04
	U-WS0G-5424	298	1	54	24	0.75	25.92
	U-WS0G-6024	312	1	60	24	0.83	28.8
	U-WS0G-6624	347	1	66	24	0.92	31.68
	U-WS0G-7224	363	1	72	24	1.00	34.56
	U-WS0G-7824	394	1	78	24	1.09	37.44
	U-WS0G-8424	426	1	84	24	1.17	40.32
	U-WS0G-9024	485	1	90	24	1.25	43.2
	U-WS0G-9624	525	1	96	24	1.33	46.08

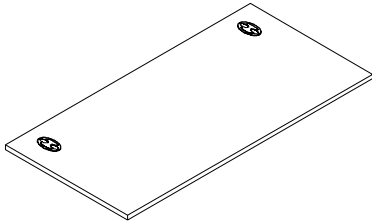
ordering options

- > laminate color
- > edge profile (for o-tabletop)

Each laminate comes with matching vinyl trim color unless otherwise specified on your purchase order. Refer to the laminate finish card for details.

details

professional | tabletops

Description	Item Number	Price	Dimensions (inches)			Cubic Feet	Weight (lb.)
			H	W	D		
1" Straight Tabletop w/ Grommet 	U-WS0G-1830	178	1	18	30	0.31	10.8
	U-WS0G-2430	190	1	24	30	0.42	14.4
	U-WS0G-3030	224	1	30	30	0.52	18
	U-WS0G-3630	237	1	36	30	0.63	21.6
	U-WS0G-4230	258	1	42	30	0.73	25.2
	U-WS0G-4830	279	1	48	30	0.83	28.8
	U-WS0G-5430	311	1	54	30	0.94	32.4
	U-WS0G-6030	329	1	60	30	1.04	36
	U-WS0G-6630	375	1	66	30	1.15	39.6
	U-WS0G-7230	385	1	72	30	1.25	43.2
	U-WS0G-7830	419	1	78	30	1.36	46.8
	U-WS0G-8430	452	1	84	30	1.46	50.4
	U-WS0G-9030	515	1	90	30	1.57	54
	U-WS0G-9630	556	1	96	30	1.67	57.6
	U-WS0G-1836	185	1	18	36	0.37	12.96
	U-WS0G-2436	216	1	24	36	0.5	17.28
	U-WS0G-3036	237	1	30	36	0.62	21.6
	U-WS0G-3636	247	1	36	36	0.75	25.92
	U-WS0G-4236	267	1	42	36	0.88	30.24
	U-WS0G-4836	290	1	48	36	1	34.56
	U-WS0G-5436	324	1	54	36	1.13	38.88
	U-WS0G-6036	344	1	60	36	1.25	43.2
	U-WS0G-6636	391	1	66	36	1.38	47.52
	U-WS0G-7236	403	1	72	36	1.5	51.84
	U-WS0G-7836	437	1	78	36	1.63	56.16
	U-WS0G-8436	474	1	84	36	1.75	60.48
	U-WS0G-9036	539	1	90	36	1.88	64.8
	U-WS0G-9636	580	1	96	36	2	69.12

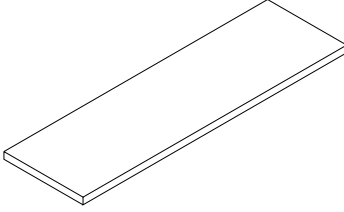
ordering options

- > laminate color
- > edge profile (for o-tabletop)

Each laminate comes with matching vinyl trim color unless otherwise specified on your purchase order. Refer to the laminate finish card for details.

details

professional | tabletops

Description	Item Number	Price	Dimensions (inches)			Cubic Feet	Weight (lb.)
			H	W	D		
1" Straight Tabletop 	U-WS0N-1818	143	1	18	18	0.19	6.64
	U-WS0N-2418	151	1	24	18	0.25	9.52
	U-WS0N-3018	164	1	30	18	0.31	12.4
	U-WS0N-3618	170	1	36	18	0.38	15.28
	U-WS0N-4218	196	1	42	18	0.44	18.16
	U-WS0N-4818	206	1	48	18	0.50	21.04
	U-WS0N-5418	249	1	54	18	0.57	23.92
	U-WS0N-6018	272	1	60	18	0.63	26.8
	U-WS0N-6618	311	1	66	18	0.69	29.68
	U-WS0N-7218	330	1	72	18	0.75	32.56
	U-WS0N-7818	361	1	78	18	0.82	35.44
	U-WS0N-8418	390	1	84	18	0.88	38.32
	U-WS0N-9018	448	1	90	18	0.94	41.2
	U-WS0N-9618	484	1	96	18	1.00	44.08
	U-WS0N-1824	156	1	18	24	0.25	8.64
	U-WS0N-2424	165	1	24	24	0.33	11.52
	U-WS0N-3024	177	1	30	24	0.41	14.4
	U-WS0N-3624	181	1	36	24	0.50	17.28
	U-WS0N-4224	216	1	42	24	0.59	20.16
	U-WS0N-4824	233	1	48	24	0.67	23.04
	U-WS0N-5424	283	1	54	24	0.75	25.92
	U-WS0N-6024	299	1	60	24	0.83	28.8
	U-WS0N-6624	332	1	66	24	0.92	31.68
	U-WS0N-7224	348	1	72	24	1.00	34.56
	U-WS0N-7824	382	1	78	24	1.09	37.44
	U-WS0N-8424	412	1	84	24	1.17	40.32
	U-WS0N-9024	473	1	90	24	1.25	43.2
	U-WS0N-9624	512	1	96	24	1.33	46.08

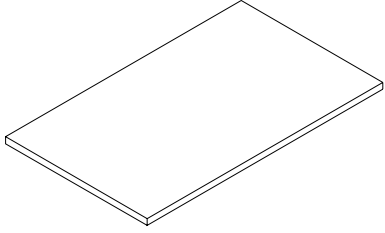
ordering options

- > laminate color
- > edge profile (for o-tabletop)

Each laminate comes with matching vinyl trim color unless otherwise specified on your purchase order. Refer to the laminate finish card for details.

details

professional | tabletops

Description	Item Number	Price	Dimensions (inches)			Cubic Feet	Weight (lb.)
			H	W	D		
1" Straight Tabletop 	U-WS0N-1830	163	1	18	30	0.31	10.8
	U-WS0N-2430	177	1	24	30	0.42	14.4
	U-WS0N-3030	210	1	30	30	0.52	18
	U-WS0N-3630	224	1	36	30	0.63	21.6
	U-WS0N-4230	243	1	42	30	0.73	25.2
	U-WS0N-4830	263	1	48	30	0.83	28.8
	U-WS0N-5430	298	1	54	30	0.94	32.4
	U-WS0N-6030	314	1	60	30	1.04	36
	U-WS0N-6630	362	1	66	30	1.15	39.6
	U-WS0N-7230	371	1	72	30	1.25	43.2
	U-WS0N-7830	406	1	78	30	1.36	46.8
	U-WS0N-8430	439	1	84	30	1.46	50.4
	U-WS0N-9030	502	1	90	30	1.57	54
	U-WS0N-9630	543	1	96	30	1.68	57.6
	U-WS0N-1836	172	1	18	36	0.37	12.96
	U-WS0N-2436	203	1	24	36	0.5	17.28
	U-WS0N-3036	224	1	30	36	0.62	21.6
	U-WS0N-3636	234	1	36	36	0.75	25.92
	U-WS0N-4236	253	1	42	36	0.88	30.24
	U-WS0N-4836	277	1	48	36	1	34.56
	U-WS0N-5436	311	1	54	36	1.13	38.88
	U-WS0N-6036	331	1	60	36	1.25	43.2
	U-WS0N-6636	378	1	66	36	1.38	47.52
	U-WS0N-7236	389	1	72	36	1.5	51.84
	U-WS0N-7836	423	1	78	36	1.63	56.16
	U-WS0N-8436	460	1	84	36	1.75	60.48
	U-WS0N-9036	525	1	90	36	1.88	64.8
	U-WS0N-9636	567	1	96	36	2	69.12

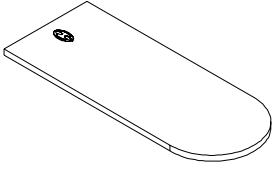
ordering options

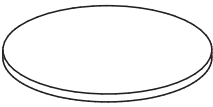
details

- > laminate color
- > edge profile (for o-tabletop)

Each laminate comes with matching vinyl trim color unless otherwise specified on your purchase order. Refer to the laminate finish card for details.

professional | tabletops

Description	Item Number	Price	Dimensions (inches)			Cubic Feet	Weight (lb.)
			H	W	D		
1" D-Tabletop 	U-WDTG-6024	437	1	60	24	0.83	27.455
	U-WDTG-6624	514	1	66	24	0.92	30.23
	U-WDTG-7224	533	1	72	24	1.00	33.005
	U-WDTG-7824	640	1	78	24	1.09	35.78
	U-WDTG-8424	671	1	84	24	1.17	38.555
	U-WDTG-6030	484	1	60	30	1.04	31.635
	U-WDTG-6630	569	1	66	30	1.15	34.875
	U-WDTG-7230	613	1	72	30	1.25	38.11
	U-WDTG-7830	708	1	78	30	1.36	41.35
	U-WDTG-8430	742	1	84	30	1.46	44.59
	U-WDTG-6036	531	1	60	36	1.25	39.07
	U-WDTG-6636	626	1	66	36	1.38	42.77
	U-WDTG-7236	673	1	72	36	1.5	46.47
	U-WDTG-7836	775	1	78	36	1.63	50.17
	U-WDTG-8436	815	1	84	36	1.75	53.87

1" O-Tabletop 	TL-WOXX-24	229	1	24	24	1.2	32.4
	TL-WOXX-30	247	1	30	30	1.50	40.5
	TL-WOXX-36	271	1	36	36	4.63	26.5
	TL-WOXX-42	346	1	42	42	6.12	36.07
	TL-WOXX-48	389	1	48	48	7.82	47.12
	TL-WOXX-54	437	1	54	54	2.70	72.9
	TL-WOXX-60	480	1	60	60	3	81

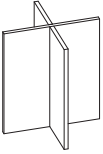
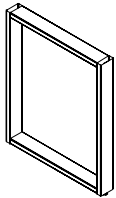
ordering options

- > laminate color
- > edge profile (for o-tabletop)

Each laminate comes with matching vinyl trim color unless otherwise specified on your purchase order. Refer to the laminate finish card for details.

details

professional | bases

Description	Item Number	Price	Dimensions (inches)			Cubic Feet	Weight (lb.)
			H	W	D		
Cross Base 	T-B6-30	264	28	18	18		
	T-B6-36	264	28	24	24	14.52	33.64
	T-B6-42	275	28	30	30	21.41	42.29
	T-B6-48	293	28	36	36	29.63	49.23
	T-B6-54	301	28	42	42		
	T-B6-60	317	28	48	48		
Post Support Base	TB-BASE-1	230	28	3	3	0.85	7
Drum Base	TB-BASE-2	574	28	18	18	19.34	30
Open Metal Gable 	U-CG0M-12	238	28	12	3	0.3	6
	U-CG0M-18	271	28	18	3	0.4	10
	U-CG0M-21	286	28	21	3	0.45	12
	U-CG0M-24	303	28	24	3	0.5	14
	U-CG0M-30	336	28	30	3	0.6	18
	U-CG0M-36	368	28	36	3	0.7	22

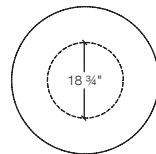
ordering options

- > laminate color
- > edge profile (for o-tabletop)
- > metal color (for post support base)

Each laminate comes with matching vinyl trim color unless otherwise specified on your purchase order. Refer to the laminate finish card for details.

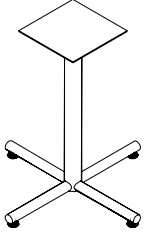
details

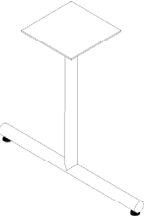
- > 4 post supports required for each o-tabletop.
- > Drum base:



- > Drum base is not applicable on 48" o-tabletop.

professional | bases

Description	Item Number	Price	Dimensions (inches)			Cubic Feet	Weight (lb.)
			H	W	D		
 <p>Nevada X Base</p>	U-HNB-X-1828	520	28	16	16	2	15
	U-HNB-X-2428	553	28	18	18	2.2	18
	U-HNB-X-3028	585	28	22	22	2.4	21
	U-HNB-X-3628	618	28	26	26	2.6	24
	U-HNB-X-4228	715	28	30	30	2.8	27
	U-HNB-X-4828	1073	28	36	36	3	30
	U-HNB-X-5428	1073	28	42	42	3.2	33
	U-HNB-X-6028	1268	28	48	48	3.4	36
	U-HNB-X-1835	683	35	16	16	2.2	18
	U-HNB-X-2435	716	35	18	18	2.4	21
	U-HNB-X-3035	748	35	22	22	2.6	24
	U-HNB-X-3635	781	35	26	26	2.8	27
	U-HNB-X-4235	878	35	30	30	3	30
	U-HNB-X-4835	1236	35	36	36	3.2	33
	U-HNB-X-5435	1236	35	42	42	3.4	36
	U-HNB-X-6035	1431	35	48	48	3.6	39
	U-HNB-X-1841	761	41	16	16	2.4	21
	U-HNB-X-2441	794	41	18	18	2.6	24
	U-HNB-X-3041	826	41	22	22	2.8	27
	U-HNB-X-3641	859	41	26	26	3	30
U-HNB-X-4241	956	41	30	30	3.2	33	
U-HNB-X-4841	1314	41	36	36	3.4	36	
U-HNB-X-5441	1314	41	42	42	3.6	39	
U-HNB-X-6041	1509	41	48	48	3.8	42	

 <p>Nevada T Base</p>	U-HNB-T-1828	293	28	16	8	2	10
	U-HNB-T-2428	293	28	22	11	2.2	12.5
	U-HNB-T-3028	306	28	26	11	2.4	15
	U-HNB-T-1835	456	35	16	8	2.2	13.5
	U-HNB-T-2435	456	35	22	11	2.4	16.5
	U-HNB-T-3035	475	35	26	11	2.6	19.5
	U-HNB-T-1841	534	41	16	8	2.4	15
	U-HNB-T-2441	547	41	22	11	2.6	20
	U-HNB-T-3041	553	41	26	11	2.8	25

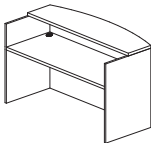
ordering options

details

> metal color (for post support base)

professional | reception units

Description	Item Number	Price	Dimensions (inches)			Cubic Feet	Weight (lb.)
			H	W	D		
1" Reception Unit w/Countertop	TL-RC0G-7230	1208	43	72	30	71.03	228.15



ordering options

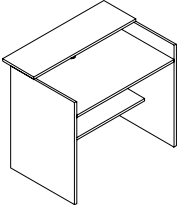
- > laminate color
- > grommet color
- > handle color (for pedestals)
- > handle style (for pedestals)

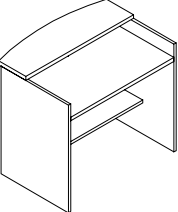
Each laminate comes with matching vinyl trim color unless otherwise specified on your purchase order. Refer to the laminate finish card for details.

details

- > Pedestals include lock and keys. Refer to page 5 for details.

professional | service write up desk

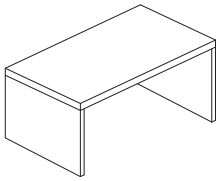
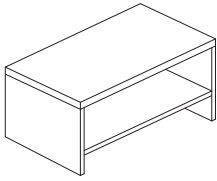
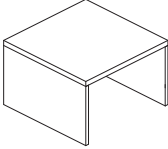
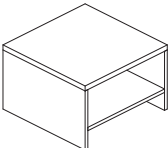
Description	Item Number	Price	Dimensions (inches)			Cubic Feet	Weight (lb.)
			H	W	D		
1" Service Write Up Desk w/ Straight Front Countertop 	TL-RCWG-3030-S	984	43	30	30	25.16	88
	TL-RCWG-3630-S	1053	43	36	30	30.19	91
	TL-RCWG-4230-S	1101	43	42	30	35.22	94
	TL-RCWG-4830-S	1151	43	48	30	40.26	97
	TL-RCWG-5430-S	1201	43	54	30	45.29	100
	TL-RCWG-6030-S	1249	43	60	30	50.32	103
	TL-RCWG-6630-S	1298	43	66	30	55.35	106
	TL-RCWG-7230-S	1368	43	72	30	60.39	109
	TL-RCWG-7830-S	1458	43	78	30	65.42	112
	TL-RCWG-8430-S	1509	43	84	30	70.45	115

1" Service Write Up Desk w/ Arc Countertop 	TL-RCWG-3030-A	1059	43	30	30	25.16	88
	TL-RCWG-3630-A	1106	43	36	30	30.19	91
	TL-RCWG-4230-A	1155	43	42	30	35.22	94
	TL-RCWG-4830-A	1205	43	48	30	40.26	97
	TL-RCWG-5430-A	1255	43	54	30	45.29	100
	TL-RCWG-6030-A	1314	43	60	30	50.32	103
	TL-RCWG-6630-A	1352	43	66	30	55.35	106
	TL-RCWG-7230-A	1422	43	72	30	60.39	109
	TL-RCWG-7830-A	1509	43	78	30	65.42	112
	TL-RCWG-8430-A	1582	43	84	30	70.45	115

[ordering options](#)

[details](#)

professional | coffee and end tables

Description	Item Number	Price	Dimensions (inches)			Cubic Feet	Weight (lb.)
			H	W	D		
1" Coffee Table 	TL-TCT0-362017	254	17	36	20	2.22	39.45
	TL-TCT0-422017	274	17	42	20	2.56	43.02
	TL-TCT0-482017	300	17	48	20	3.61	46.59
1" Coffee Table w/Fixed Shelf 	TL-TCTS-362017	319	17	36	20	2.78	56.7
	TL-TCTS-422017	339	17	42	20	3.19	63.58
	TL-TCTS-482017	364	17	48	20	3.61	70.46
1" End Table 	TL-TCT0-202019	235	19	20	20	1.33	30.66
	TL-TCT0-242419	268	19	24	24	1.81	39.3
	TL-TCT0-303019	339	19	30	30	2.68	47.94
1" End Table /w Fixed Shelf 	TL-TCTS-202019	300	19	20	20	1.67	40.03
	TL-TCTS-242419	332	19	24	24	2.27	53.05
	TL-TCTS-303019	403	19	30	30	3.34	69.81

ordering options

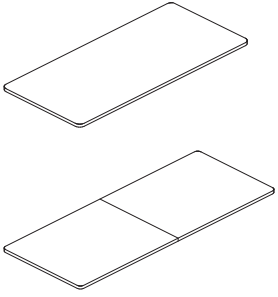
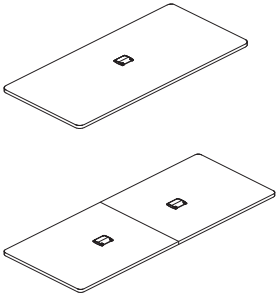
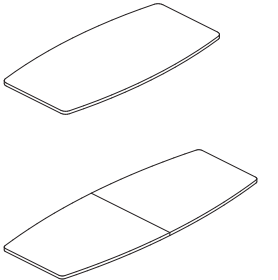
> laminate color

Each laminate comes with matching vinyl trim color unless otherwise specified on your purchase order. Refer to the laminate finish card for details.

conference

tabletops	83
table bases	85
tabletop and base configurations	87
filing and storage	88
presentation tools	92

conference | tabletops

Description	Item Number	Price	Dimensions (inches)			Cubic Feet	Weight (lb.)
			H	W	D		
1.5" Straight Tabletop 	TB-MSSN-7236	431	1.5	72	36	5.28	97.55
	TB-MSSN-8436	483	1.5	84	36	6.11	113.49
	TB-MSSN-7242	535	1.5	72	42	6.07	107.77
	TB-MSSN-8442	587	1.5	84	42	7.03	126.55
	TB-MSSN-9648	645	1.5	96	48	9.03	172.43
	TB-MSSN-10848	662	1.5	108	48	8.73	202.11
	TB-MSSN-12048	737	1.5	120	48	9.63	224.11
	TB-MSSN-13248	822	1.5	132	48	10.53	246.11
	TB-MSSN-14448	899	1.5	144	48	11.44	268.11
	1.5" Straight Tabletop w/Power and Data 	TB-MSS1-7236	688	1.5	72	36	5.28
TB-MSS1-8436		742	1.5	84	36	6.11	113.49
TB-MSS1-7242		792	1.5	72	42	6.07	107.77
TB-MSS1-8442		845	1.5	84	42	7.03	126.55
TB-MSS1-9648		902	1.5	96	48	9.03	172.43
TB-MSS1-10848		1177	1.5	108	48	8.73	202.11
TB-MSS1-12048		1254	1.5	120	48	9.63	224.11
TB-MSS1-13248		1338	1.5	132	48	10.53	246.11
TB-MSS1-14448		1414	1.5	144	48	11.44	268.11
1.5" Boat-Shaped Tabletop 		TB-MBBN-7236	478	1.5	72	36	5.28
	TB-MBBN-8436	528	1.5	84	36	6.11	107.28
	TB-MBBN-7242	599	1.5	72	42	6.07	108.66
	TB-MBBN-8442	651	1.5	84	42	7.03	129.34
	TB-MBBN-9648	728	1.5	96	48	9.03	167.78
	TB-MBBN-10848	748	1.5	108	48	8.73	185.35
	TB-MBBN-12048	834	1.5	120	48	9.63	206.05
	TB-MBBN-13248	930	1.5	132	48	10.53	226.75
	TB-MBBN-14448	1036	1.5	144	48	11.44	247.45

ordering options

- > laminate color
- > edge profile
- > grommet color (for tabletops with power and data)

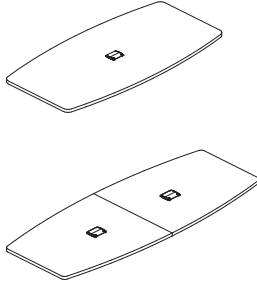
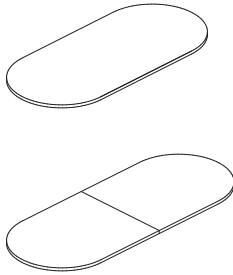

Each laminate comes with matching vinyl trim color unless otherwise specified on your purchase order. Refer to the laminate finish card for details.

details

- > Tabletops 108"W or larger are configured in two-piece tops.
- > Single-piece tabletops are equipped with one power and data grommet and two-piece tabletops are equipped with two power and data grommets.
- > Power and data grommets include two power receptacles, one RJ11 and one RJ45.
- > Tabletops 72"W to 96"W with power and data include one grommet.
- > Tabletops 108"W to 144"W with power and data include two grommets.

Note: Boardroom tables with tops comprised of 2 or more pieces will not have a consistent grain pattern.

conference | tabletops

Description	Item Number	Price	Dimensions (inches)			Cubic Feet	Weight (lb.)
			H	W	D		
1.5" Boat-Shaped Tabletop w/Power and Data 	TB-MBB1-7236	736	1.5	72	36	5.28	91.78
	TB-MBB1-8436	786	1.5	84	36	6.11	107.28
	TB-MBB1-7242	858	1.5	72	42	6.07	108.66
	TB-MBB1-8442	909	1.5	84	42	7.03	129.34
	TB-MBB1-9648	987	1.5	96	48	9.03	167.78
	TB-MBB1-10848	1263	1.5	108	48	8.73	185.35
	TB-MBB1-12048	1349	1.5	120	48	9.63	206.05
	TB-MBB1-13248	1446	1.5	132	48	10.53	226.75
	TB-MBB1-14448	1552	1.5	144	48	11.44	247.45
	1.5" Racetrack Tabletop 	TB-MRRN-7236	478	1.5	72	36	5.28
TB-MRRN-8436		528	1.5	84	36	6.11	116.26
TB-MRRN-7242		599	1.5	72	42	6.07	103.05
TB-MRRN-8442		651	1.5	84	42	7.03	123.31
TB-MRRN-9648		728	1.5	96	48	9.03	160.68
TB-MRRN-10848		748	1.5	108	48	8.73	183.15
TB-MRRN-12048		834	1.5	120	48	9.63	206.95
TB-MRRN-13248		930	1.5	132	48	10.53	230.75
TB-MRRN-14448		1036	1.5	144	48	11.44	254.55
1.5" Racetrack Tabletop w/Power and Data 		TB-MRR1-7236	736	1.5	72	36	5.28
	TB-MRR1-8436	786	1.5	84	36	6.11	116.26
	TB-MRR1-7242	858	1.5	72	42	6.07	103.05
	TB-MRR1-8442	909	1.5	84	42	7.03	123.31
	TB-MRR1-9648	987	1.5	96	48	9.03	160.68
	TB-MRR1-10848	1263	1.5	108	48	8.73	183.15
	TB-MRR1-12048	1349	1.5	120	48	9.63	206.95
	TB-MRR1-13248	1446	1.5	132	48	10.53	230.75
	TB-MRR1-14448	1552	1.5	144	48	11.44	254.55

ordering options

- > laminate color
- > edge profile
- > grommet color (for tabletops with power and data)

Each laminate comes with matching vinyl trim color unless otherwise specified on your purchase order. Refer to the laminate finish card for details.

details

- > Tabletops 108"W or larger are configured in two-piece tops.
- > Single-piece tabletops are equipped with one power and data grommet and two-piece tabletops are equipped with two power and data grommets.
- > Power and data grommets include two power receptacles, one RJ11 and one RJ45.
- > Tabletops 72"W to 96"W with power and data include one grommet.
- > Tabletops 108"W to 144"W with power and data include two grommets.

Note: Boardroom tables with tops comprised of 2 or more pieces will not have a consistent grain pattern.

conference | table bases

Description	Item Number	Price	Dimensions (inches)			Cubic Feet	Weight (lb.)
			H	W	D		
Post Support Base 	TB-BASE-1	230	28	3	3	0.85	7
Drum Base 	TB-BASE-2	574	28	18	18	19.34	30

ordering options

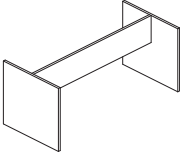
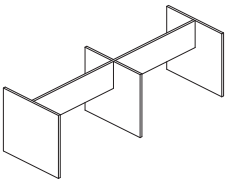
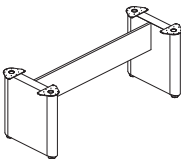
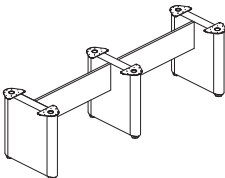
- > laminate color
- > metal color (for post support base)

details

> Refer to page 136 for base configuration requirements for selected tabletops.

Each laminate comes with matching vinyl trim color unless otherwise specified on your purchase order. Refer to the laminate finish card for details.

conference | table bases


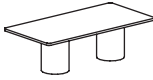

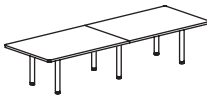
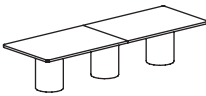
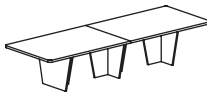
Description	Item Number	Price	Dimensions (inches)			Cubic Feet	Weight (lb.)
			H	W	D		
Gable and Modesty Base 	TB-B4-7236	344	28	42	21	3.52	41.45
	TB-B4-8436	344	28	54	21	4.07	44.55
	TB-B4-7242	344	28	42	24	4.05	52.15
	TB-B4-8442	344	28	54	24	4.69	55.89
	TB-B4-9648	344	28	66	30	6.02	63.75
	TB-B4-10848	560	28	77	30	3.49	67.75
	TB-B4-12048	560	28	89	30	3.85	71.99
	TB-B4-13248	560	28	101	30	4.21	76.23
	TB-B4-14448	560	28	113	30	4.57	80.47
Elliptical Base 	TB-B5-72	634	28	42	24	4.5	56.5
	TB-B5-84	634	28	54	24	5	61.5
	TB-B5-96	634	28	66	24	5.5	66.5
	TB-B5-108	953	28	77	24	4.5	86.5
	TB-B5-120	953	28	89	24	5	91.5
	TB-B5-132	953	28	101	24	5.5	96.5
	TB-B5-144	953	28	113	24	6	101.5

ordering options

- > laminate color
- > metal color (for elliptical base)

Each laminate comes with matching vinyl trim color unless otherwise specified on your purchase order. Refer to the laminate finish card for details.

conference | tabletop and base configurations

Tabletop Sizes	Post Support	Drum Base	Wedge Base + Cross Base
			
72" x 36"	4	2	2 wedge
84" x 36"	4	2	2 wedge
72" x 42"	4	2	2 wedge
84" x 42"	4	2	2 wedge
96" x 48"	4	2	2 wedge
			
108" x 48"	6	3	2 wedge + 1 cross base
120" x 48"	6	3	2 wedge + 1 cross base
132" x 48"	6	3	2 wedge + 1 cross base
144" x 48"	6	3	2 wedge + 1 cross base

conference | filing and storage

Description	Item Number	Price	Dimensions (inches)			Cubic Feet	Weight (lb.)
			H	W	D		
1.5" Serving Cabinet	TB-FCS0-3021	974	29.5	30	21	16.48	110.08
	TB-FCS0-3621	1318	29.5	36	21	19.39	123.75



ordering options

- > laminate color
- > edge profile
- > handle color
- > handle style

Each laminate comes with matching vinyl trim color unless otherwise specified on your purchase order. Refer to the laminate finish card for details.

details

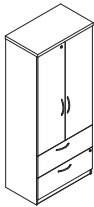
- > Cabinets and laterals include lock and keys.

conference | filing and storage

Description	Item Number	Price	Dimensions (inches)			Cubic Feet	Weight (lb.)
			H	W	D		
1.5" Storage Cabinet w/Shelves, LH Shown	TB-FSDS-1821-L	880	78	18	21	26.1	146.7
	TB-FSDS-1821-R	880	78	18	21	26.1	146.7



1.5" Combo Cabinet w/Storage and Lateral Files	TB-FCSL-3621	1638	78	36	21	47.45	279.9
---	--------------	------	----	----	----	-------	-------



ordering options

- > laminate color
- > edge profile
- > handle color
- > handle style

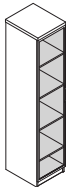
Each laminate comes with matching vinyl trim color unless otherwise specified on your purchase order. Refer to the laminate finish card for details.

details

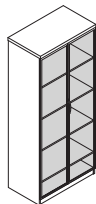
- > Cabinets and laterals include locks and keys.

conference | filing and storage

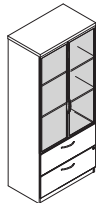
Description	Item Number	Price	Dimensions (inches)			Cubic Feet	Weight (lb.)
			H	W	D		
1.5" Storage Cabinet w/Shelves and Acrylic Door, LH Shown	TB-FSDS-1821-LG	1657	78	18	21	26.1	131.85
	TB-FSDS-1821-RG	1657	78	18	21	26.1	131.85



1.5" Double Door Storage Cabinet w/Shelves and Acrylic Doors	TB-FSDS-3621-G	2348	78	36	21	47.45	225.45
---	----------------	------	----	----	----	-------	--------



1.5" Combo Cabinet w/Storage, Lateral Files and Acrylic Doors	TB-FCSL-3621-G	2638	78	36	21	47.45	278.1
--	----------------	------	----	----	----	-------	-------



ordering options

- > laminate color
- > edge profile
- > metal color (for acrylic door frame)
- > handle color
- > handle style

Each laminate comes with matching vinyl trim color unless otherwise specified on your purchase order. Refer to the laminate finish card for details.

details

- > Only laminate drawers include lock and keys.

conference | filing and storage

Description	Item Number	Price	Dimensions (inches)			Cubic Feet	Weight (lb.)
			H	W	D		
1.5" Storage Cabinet w/Coat Bar and Shelves, LH Shown	TB-FSDC-2421-L	948	78	24	21	33.22	194.4
	TB-FSDC-2421-R	948	78	24	21	33.22	194.4



ordering options

- > laminate color
- > edge profile
- > handle color
- > handle style

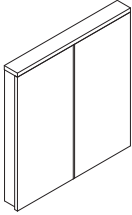
Each laminate comes with matching vinyl trim color unless otherwise specified on your purchase order. Refer to the laminate finish card for details.

details

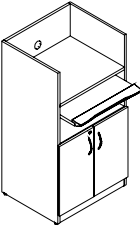
- > Cabinets include locks and keys.

conference | presentation tools

Description	Item Number	Price	Dimensions (inches)			Cubic Feet	Weight (lb.)
			H	W	D		
1.5" Whiteboard Cabinet	TB-VB00-4850	1032	51	48	5.6	15.89	112.95



1" Computer Desk	U-TCDS-542824	2429	54	28	24	21	80
-------------------------	---------------	------	----	----	----	----	----



ordering options

- > laminate color
- > edge profile (for whiteboard cabinet and mobile media center)
- > handle color
- > handle style
- > tackboard fabric (for whiteboard cabinet)

Each laminate comes with matching vinyl trim color unless otherwise specified on your purchase order. Refer to the laminate finish card for details.

details

- > Mobile Lectern includes decorative acrylic valance and paper stopper. Mobile Lectern bases are black.
- > Mobile Media Center includes locks and keys.

accessories

keyboard trays	94
tackboards	95
pencil drawer	95
task lights	96
monitor arms	97
CPU holders	98
wire manager	98

Metro | accessories

Description	Item Number	Price	Dimensions (inches)			Cubic Feet	Weight (lb.)
			H	W	D		
Articulating Keyboard Tray w/Mouse Tray 	T-KAS0-2011-L	317	0	20	11	0.83	3
	T-KAS0-2011-R	317	0	20	11	0.83	3
Articulating Laminate Keyboard Tray 	T-KAS0-2510	287	0	25	10	0.94	15
Retractable Laminate Keyboard Tray 	T-KRS0-2516	124	0	25	16	1.34	12

ordering options

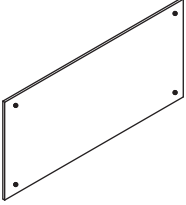
- > laminate color (for laminate keyboard trays)

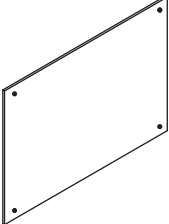
Each laminate comes with matching vinyl trim color unless otherwise specified on your purchase order. Refer to the laminate finish card for details.

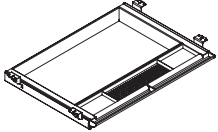
details

- > Available in black only and with built-in mouse tray:
T-KAS0-2011-L/R
- > All keyboard trays include palm rests.

Metro | accessories

Description	Item Number	Price	Dimensions (inches)			Cubic Feet	Weight (lb.)
			H	W	D		
14"H Tackboard for Hutch w/Pigeonholes 	T-ATH0-1427	148	14	27	0.5	0.81	1.7
	T-ATH0-1433	155	14	33	0.5	0.96	2.1
	T-ATH0-1439	161	14	39	0.5	1.12	2.5
	T-ATH0-1445	168	14	45	0.5	1.28	2.9
	T-ATH0-1451	174	14	51	0.5	1.43	3.3
	T-ATH0-1457	179	14	57	0.5	1.59	3.7
	T-ATH0-1463	187	14	63	0.5	1.74	4.1
	T-ATH0-1469	194	14	69	0.5	1.9	4.5
	T-ATH0-1475	213	14	75	0.5	2.06	4.9
	T-ATH0-1481	244	14	81	0.5	2.21	5.4

21"H Tackboard for Hutch without Pigeonholes 	T-ATH0-2127	187	21	27	0.5	1.12	2.7
	T-ATH0-2133	194	21	33	0.5	1.34	3.1
	T-ATH0-2139	213	21	39	0.5	1.56	3.5
	T-ATH0-2145	232	21	45	0.5	1.77	3.9
	T-ATH0-2151	251	21	51	0.5	1.99	4.3
	T-ATH0-2157	278	21	57	0.5	2.21	4.7
	T-ATH0-2163	303	21	63	0.5	2.42	5.1
	T-ATH0-2169	337	21	69	0.5	2.64	5.5
	T-ATH0-2175	347	21	75	0.5	2.86	5.9
	T-ATH0-2181	362	21	81	0.5	3.07	6.3

Plastic Pencil Drawer 	T-ADPP	53	2.8	21	16	0.62	2
--	--------	----	-----	----	----	------	---

ordering options

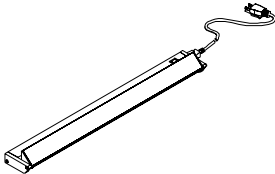
> fabric color (for tackboard)

details

> Plastic Pencil Drawers are available in black only.

Metro | accessories

Description	Item Number	Price	Dimensions (inches)			Cubic Feet	Weight (lb.)
			H	W	D		
Task Light	T-ELU-24	124	0	24.53	0	0	0
	T-ELU-36	138	0	36.39	0	0	0
	T-ELU-48	147	0	48.15	0.15	0	0

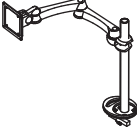
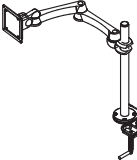
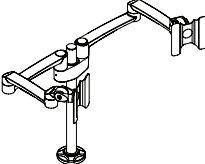
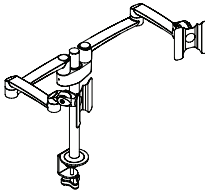


ordering options

details

- > T-ELTO task light is finished in silver only. All other task lights come in black finish.
- > Swing arm task light includes clamp mount.

Metro | accessories

Description	Item Number	Price	Dimensions (inches)			Cubic Feet	Weight (lb.)
			H	W	D		
Monitor Arm - Grommet Mount 	T-AFMA-G	295	16	20	0	0.8	10
Monitor Arm - Clamp Mount 	T-AFMA-C	295	16	20	0	0.8	10
Dual Monitor Arm - Grommet Mount 	T-AFMA-G-2	590	16	40	0	1.6	15.4
Dual Monitor Arm - Clamp Mount 	T-AFMA-C-2	590	16	40	0	1.6	15.4

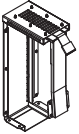


ordering options

> Monitor Arms are available in silver.

details

> Monitor arms have 3-dimension adjustability.

Metro | accessories

Description	Item Number	Price	Dimensions (inches)			Cubic Feet	Weight (lb.)
			H	W	D		
CPU Holder - Fixed Mount	T-ACPU	212	18	8.5	11.5	1.01	8
							
CPU Holder - Mobile	T-ACPU-M	181	4.3	15.5	9	0.34	8
							
Vertical Wire Manager	T-EE00	192	28	4	4	0.25	1
							

ordering options

details

- > CPU holders are adjustable and available in black only.
- > Wire manager is available in black only.

tayco®

tayco.com